





Oleodinamico:

è detto oleodinamico un dispositivo od impianto azionato mediante olio in pressione.

La FOR si occupa della costruzione di raccordi che permettono la realizzazione di questi dispositivi od impianti.

Hydraulic:

is said an hydraulic actuator or a system activated by means of pressurized oil.

FOR produces connectors used in these actuator or systems.

Catalogo / Catalogue N°1 - Rev.09

INDICE INDEX

12	RACCORDI OLEODINAMICI SPECIALI SPECIAL CONNECTORS
16	GUIDA ALLA COMPILAZIONE DEGLI ORDINI HOW TO ORDER PROCEDURE
17	CODIFICA RACCORDI SPECIALI ENCODING SPECIAL CONNECTORS
18	SISTEMA DI CONNESSIONE DEI RACCORDI PER TUBI SVASATI A 37° CONNECTING SYSTEM TO 37° FLARED TUBE
21	SISTEMA DI CONNESSIONE DEI RACCORDI A TENUTA FRONTALE ORFS ORFS CONNECTING SYSTEM
26	SISTEMA DI CONNESSIONE DEI RACCORDI A 24° DIN 3861 24° DIN 3861 CONNECTING SYSTEM
28	SISTEMA DI CONNESSIONE DEI RACCORDI A TENUTA CONICA 60° (BSP) 60° BSP CONNECTING SYSTEM
30	DIMENSIONI DELLE SEDI FILETTATE THREAD PORTS DIMENSIONS
40	DIMENSIONI DELLE SEDI PER FLANGE DIMENSION FOR SAE FLANGE PORTS
44	ATTREZZATURE EQUIPMENT AND TOOLING
46	IMBALLI PACKING

Tabelle dimensionali / Tables of dimensions

49	1° PARTE / PART 1 RACCORDI PER TUBI SVASATI - 37° 37° - FLARED TUBE CONNECTORS
145	2° PARTE / PART 2 RACCORDI A TENUTA FRONTALE ORFS CONNECTORS O-RING FACE SEAL
215	3° PARTE / PART 3 RACCORDI A 24° DIN 3861 24° CONNECTORS DIN 3861
343	4° PARTE / PART 4 RACCORDI A TENUTA CONICA 60° (BSP) BRITISH STANDARD PIPE (BSP) CONNECTORS 60° SEAT
409	5° PARTE / PART 5 FLANGE A SALDARE O BRASARE E SEMIFLANGE BRAZE OR WELD-ON FLANGES AND SPLIT FLANGES
439	6° PARTE / PART 6 RACCORDI PORTAGOMMA – ORIENTABILI E TAPPI PUSH-ON HOSE – ADJUSTABLE CONNECTORS AND PLUGS

Tavole di ricerca per codice / Search by code tables

483	INDICE NUMERICO NUMERICAL INDEX
------------	---

FOR S.p.a.

Strada Comunale Segadizzo, 2/A

44028 Poggio Renatico

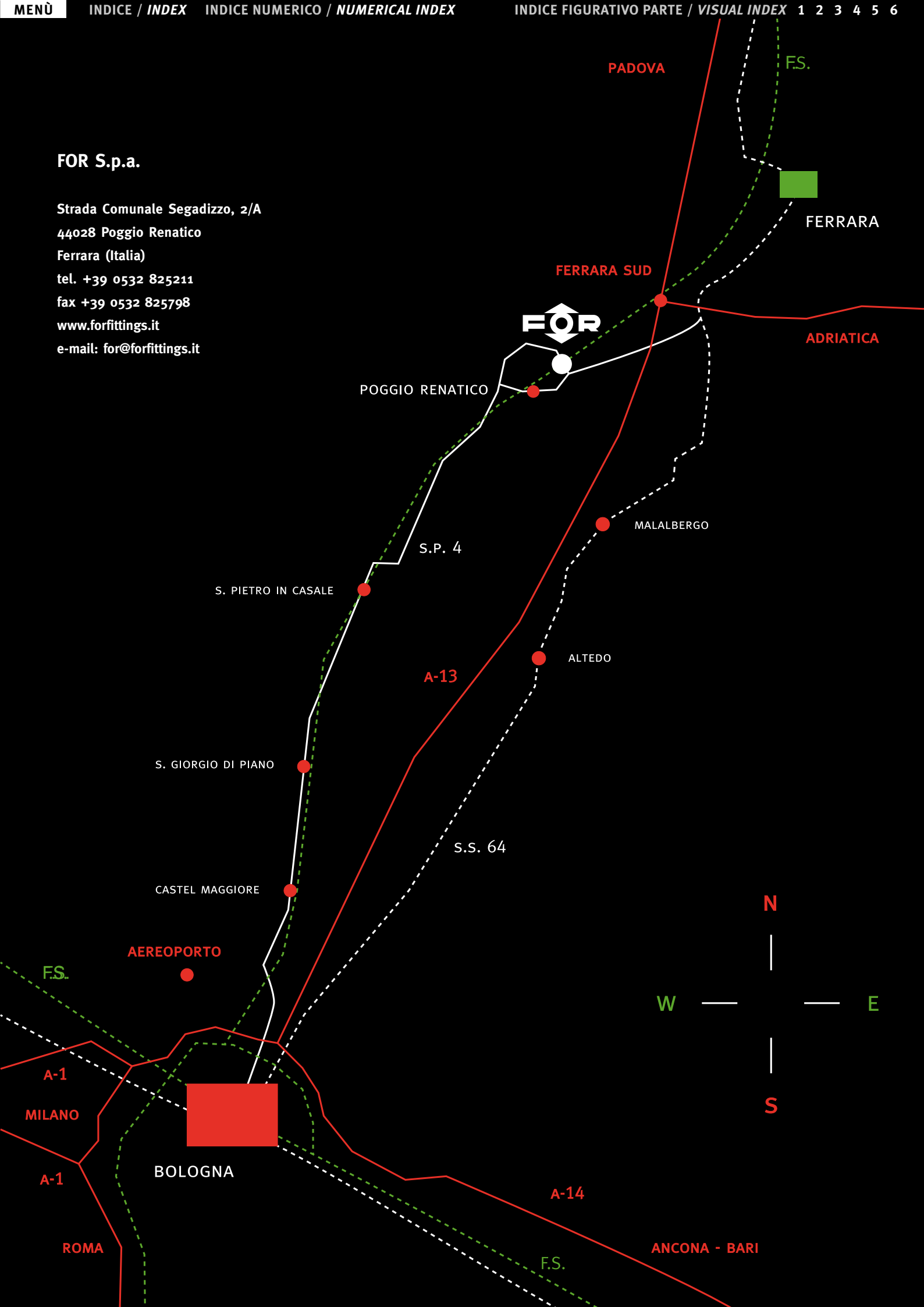
Ferrara (Italia)

tel. +39 0532 825211

fax +39 0532 825798

www.forfittings.it

e-mail: for@forfittings.it





**SISTEMA DI GESTIONE AMBIENTALE CERTIFICATO
IN CONFORMITÀ ALLA NORMA ISO 14001:2004**
*ENVIRONMENTAL MANAGEMENT SYSTEM CERTIFIED
IN COMPLIANCE WITH THE STANDARD ISO14001:2004*



**SISTEMA DI GESTIONE DELLA QUALITÀ CERTIFICATO
IN CONFORMITÀ ALLE NORME ISO 9001:2008 E ISO/TS 16949:2009**
*QUALITY MANAGEMENT SYSTEM CERTIFIED IN COMPLIANCE WITH THE
STANDARDS ISO 9001:2008 AND ISO/TS 16949:2009*



**SISTEMA DI GESTIONE SALUTE E SICUREZZA SUL LAVORO CERTIFICATO
IN CONFORMITÀ ALLA NORMA OHSAS 18001:2007**
*HEALT AND SAFETY MANAGEMENT SYSTEM CERTIFIED
IN COMPLIANCE WITH THE STANDARD OHSAS 18001:2007*



INTRODUZIONE INTRODUCTION

FOR produce raccordi oleodinamici e tubi flessibili.

Nasce nel 1960 come distaccamento della Borghi, azienda operante nello stesso settore.

Nel corso degli anni FOR ha acquisito, rispetto alla casa madre, una totale indipendenza, affermandosi, nel 1979, come entità autonoma.

Attualmente si colloca tra le aziende leader in Italia e all'estero.

Qualità, spirito imprenditoriale, apertura alle idee innovative hanno guidato FOR all'avanguardia nella produzione di raccordi e tubi flessibili. Tecnologie moderne, personale formato in azienda, gestione interna della quasi totalità del processo produttivo sono alcune delle strategie attuate per raggiungere la qualità totale.

FOR manufactures fluid power connectors and hose assemblies.

It was established in 1960 as a Borghi branch operating in the same sector.

Along the years FOR has gained full independence from its mother company becoming autonomous company.

Nowadays FOR rank among the leaders in Italy and abroad.

Manufacturing quality, spirit of enterprise, open mindedness have guided its growth in the connectors and hose assemblies fields.

Modern technologies, company trained personnel, productive processes internally managed are some of the strategies introduced to achieve the total quality objectives.



2

SUPERFICIE 23.500 MQ
 spazio coperto 11.500 mq
 spazio aperto 12.000 mq

SPACE 23.500 MQ
 covered area 11.500 mq
 uncovered area 12.000 mq



1




Ogni sforzo della FOR è rivolto in questa direzione: anticipatrice di una concezione produttiva tesa al rispetto dei lavoratori e dell'ambiente, l'azienda si è imposta regole di comportamento tali da precorrere le attuali norme

di infortunistica, inquinamento, salvaguardia ambientale, a cui oggi è, ovviamente, e senza alcuno sforzo, allineata. Efficacemente inserita nel territorio circostante, FOR si distingue per le sapienti soluzioni architettoniche

degli edifici e del verde nonostante si sviluppi su 11.500 mq. di superficie coperta, con altri 12.000 mq. di superficie scoperta.



3



4

FLUSSO DI LAVORO
WORK FLOW

FLUSSO DI LAVORO

- 1 magazzino materie prime
- 2 lavorazione meccanica
- 3 zincatura
- 4 assemblaggio
- 5 magazzino prodotto finito

WORK FLOW

- 1 raw materials warehouse
- 2 mechanical machining
- 3 zinc plating
- 4 assembly
- 5 finished product warehouse



5

All FOR efforts are aimed in that directions and to meet workers as well as environment objectives.

FOR has imposed to itself behaviours such to anticipate the present safety rules, antipollution laws, environment protection whose

compliance, today, is easily met. FOR immersed harmoniously in the surrounding, and is well distinguished for its architectural solutions and green landscape although it develops over 11.500 square meters

of roofed area and additional 12.000 square meters of uncovered surface.

Qualità, ricerca, innovazione, ottimizzazione delle risorse umane, flessibilità e capacità di reazione nonchè stimolo al mercato, sono alcune delle caratteristiche che fanno della FOR un'azienda proiettata verso le sfide future. Il ciclo di produzione osserva criteri rivolti al raggiungimento della massima qualità fin dai magazzini. Da qui le materie prime passano alle lavorazioni meccaniche attuate con le più moderne tecnologie.

Quality, research, innovation, improvement of its human resources, flexibility and reactive capacities are some of the characteristics making FOR a company projected toward future challenges. The manufacturing process follows criteria aimed to meet maximum quality starting from the warehouse. From here the raw materials are trasformed through the most modern technologies.



1

2



6



4



5



3

- 1 Laboratorio chimico - Camera nebbia salina *Chemical laboratory - Salt spray test*
- 2 Raccordi finiti *Finished connectors*
- 3 Raccordi zincati *Plated connectors*
- 4 Laboratorio metrologico *Metrological laboratory*
- 5 Dettaglio laboratorio chimico *Chemical laboratory detail*
- 6 Banchi ad impulsi *Impulse test facilities*

L'attenzione che FOR dedica ai prodotti è riscontrabile nella cura che presta al particolare in ogni momento del ciclo produttivo. Partecipazione a meeting sullo sviluppo dell'oleodinamica e certificazioni internazionali confermano ancor più l'alto livello di qualità della FOR.

The care FOR offers to the products can be proved by the attention paid by FOR to details in any moment of the productive cycle. Participation to fluid power seminars for hydraulic development and international certifications additionally confirm FOR high quality.



1



2



5



6

1 Ufficio tecnico *Engineering department* 2 Ingresso *Entrance* 3 Ricezione *Reception*

4 Sala riunioni *Meeting room* 5 Uffici commerciali *Commercial offices* 6 Ufficio amministrativo *Administration department*



3



4

RACCORDI OLEODINAMICI SPECIALI

SPECIAL CONNECTORS

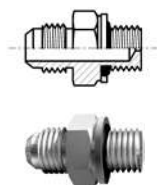
Tutti i raccordi oleodinamici di nostra produzione sono realizzati a partire da barre trafilate controllate (raccordi dritti e dadi) e forgiati (raccordi sagomati) in acciaio. Tutti i raccordi oleodinamici, ad eccezione di quelli destinati ad operazioni di saldatura, sono sottoposti ad un trattamento di zincatura superficiale esente da Cromo Esavalente in accordo alla **DIRETTIVA EUROPEA 2000/53/CE**, secondo gli standard previsti dalle specifiche **ASTM-B-117** e **ISO 9227**, che garantisce una resistenza di oltre 400 ore all'ossidazione bianca in nebbia salina. Le parti filettate vengono protette mediante appositi tappi di plastica che garantiscono il mantenimento di un elevato grado di pulizia interno.

All connectors we manufacture are produced with controlled bar stock (straight connectors and nuts), and steel forging (shaped connectors).

*All connectors, except those to be welded, will go through a Hexavalent Chrome free zinc plating surface treatment, according to **EUROPEAN DIRECTIVE 2000/53/CE**. We guarantee a resistance to white corrosion of over 400 hours in salt spray test, according to standard **ASTM-B-117** and **ISO 9227**. All threaded ends are always protected with plastic caps, in order to guarantee the preservation of the high internal cleanliness level.*

RACCORDI CON STROZZATURA

RESTRICTED ORIFICE CONNECTORS



Oltre ai raccordi di produzione standard la FOR grazie ad una elevata flessibilità è in grado di progettare e realizzare in tempi brevi raccordi speciali che soddisfano le più svariate richieste dei clienti. Di seguito vengono riportate alcune famiglie rappresentative.

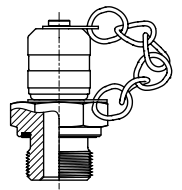
Beside the standard production, FOR, thanks to its high flexibility is able to provide with special parts which satisfy various customers requests.

Some of the most representative ranges are shown here below.



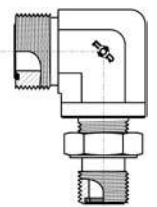
MINIPRESE PROVA PRESSIONE

TEST COUPLINGS



RACCORDI CON FILTRO

SCREEN CONNECTORS

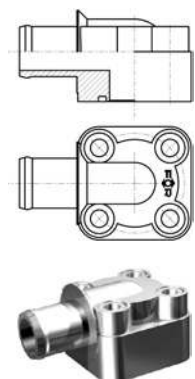


RACCORDI OLEODINAMICI SPECIALI

SPECIAL CONNECTORS

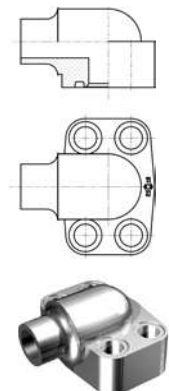
RACCORDI PORTAGOMMA

PUSH-ON HOSE CONNECTORS



RACCORDI A SALDARE

BRAZE OR WELD-ON CONNECTOR



RACCORDI CON VALVOLA

CONNECTORS WITH VALVES

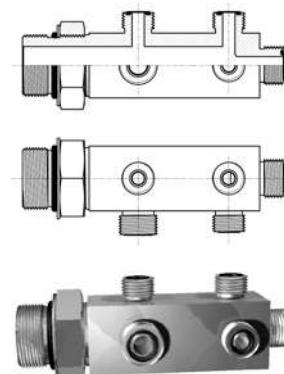


RACCORDI OLEODINAMICI SPECIALI

SPECIAL CONNECTORS

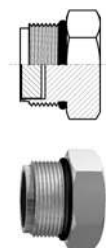
BLOCCO SPECIALE

MANIFOLD



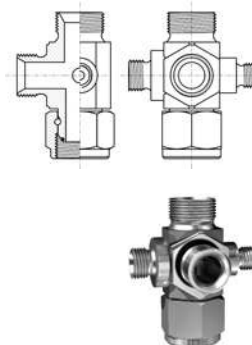
TAPPI CON MAGNETE

MAGNET PLUGS



RACCORDI CON FORGIATI SPECIALI

CONNECTORS WITH SPECIAL FORGED



GUIDA ALLA COMPILAZIONE DEGLI ORDINI

HOW TO ORDER PROCEDURE

A

La parte alfabetica contraddistinta da una lettera indica il tipo di materiale e lo stato di fornitura.

The first digit, a letter, identifies material and state of supply.

A 1 0 2 0 2 3

La parte numerica contraddistinta da sei cifre individua la forma del raccordo e il tipo di estremità.

The second set composed of six digits, identifies the shape of fitting and type of end.

A 1 0 2 0 2 3 1 2 1 7

L'ultima parte contraddistinta da due o quattro cifre definisce le dimensioni delle estremità.

The last set of digits, two or four, identifies the dimension of fitting's ends.

E 1 0 2 0 2 3 / 1 2 1 7

Esempio:

Per richiedere il raccordo di pag 62 in acciaio inox.

Example:

To order the connector on page 62 made out stainless steel.

IL RIFERIMENTO COMPLETO DA RIPORTARE SUGLI ORDINI È COSÌ COMPOSTO

I riferimenti formulati con le lettere "A" e "K" presuppongono la fornitura del solo corpo raccordo o flangia in acciaio al carbonio completi di guarnizioni e rondelle.

THE COMPLETE CODING TO BE ENTERED ON ORDERS IS COMPOSED AS FOLLOW

Items shown beginning with letters "A" and "K" indicate that connector or flange is to be supplied made out of carbon steel without nut or sleeve where applicable but complete of O.Ring and retaining ring.

MATERIALI SPECIALI

Quando per talune applicazioni specifiche l'acciaio al carbonio normalmente utilizzato nella costruzione dei raccordi risultasse inadeguato è possibile richiedere materiali alternativi sostituendo nel riferimento del raccordo la prima lettera con quella corrispondente al vostro fabbisogno consultando il prospetto sotto indicato.

NON STANDARD SUPPLIES

For some special applications, carbon steel normally used may not be acceptable. Alternative materials could be supplied by changing the prefix letter according to the table below illustrated and indicating the standard required.

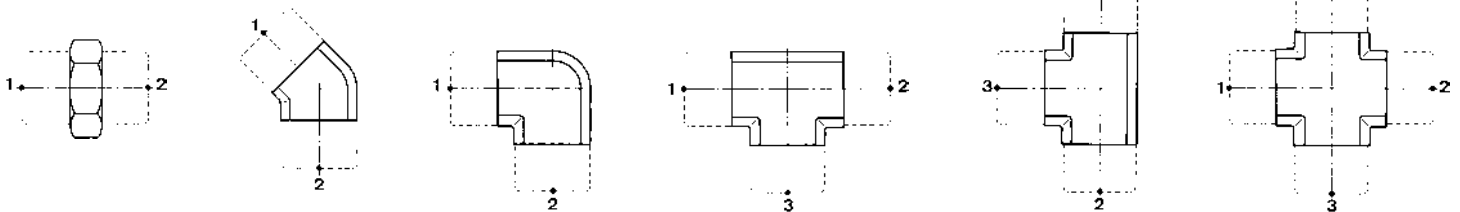
MATERIALE MATERIAL	COMPOSIZIONE COMPOSITION	CODICE CODE
OTTONE BRASS	SOLO CORPO BODY ONLY	C
ACCIAIO INOX STAINLESS STEEL		E
ALLUMINIO ALUMINIUM		G
ASTM A105		X

CODIFICA RACCORDI SPECIALI ENCODING SPECIAL CONNECTORS

ISTRUZIONI PER LA CODIFICA

È possibile richiedere raccordi speciali che presentano combinazioni dimensionali diverse da quelle previste in tabella se la nuova soluzione soddisfa le seguenti condizioni:

- Il profilo geometrico del nuovo raccordo si identifica con il disegno illustrato in tabella
- Le dimensioni nominali dell'estremità richieste sono presenti in tabella
- Le quote d'ingombro relative al nuovo raccordo sono conseguenti alle dimensioni di estremità. Se tali condizioni sono soddisfatte, utilizzando gli schemi sotto indicati, elencare in sequenza le dimensioni dell'estremità richieste nell'ordine indicato in figura.

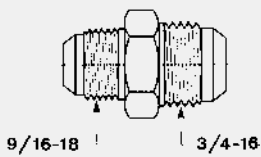


CODING PROCEDURE

Fittings having thread combinations other than those listed in our catalogue can be ordered if the following conditions are met:

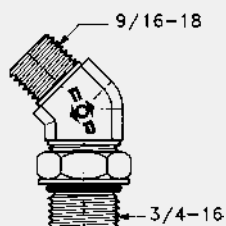
- *The geometric shape of any new connector meets with those in the table*
 - *The nominal dimension of the new connector ends are shown in our catalogue*
 - *The new connector overall dimensions will be those originated by the end sizes.*
- If in agreement with the above conditions then list the required connector's ends in the same sequence as illustrated.*

ESEMPI EXAMPLES



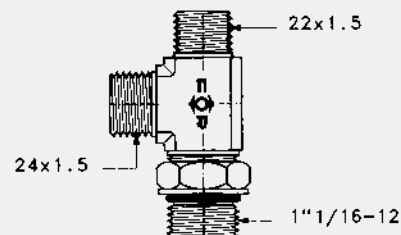
Desiderate ricevere un raccordo in acciaio presente, a pag. 60 con le dimensioni dei terminali indicate chiederete:
SA 102001 - (9/16-18) (3/4-16)
che verrà da noi codificato per le forniture SA 102001-1012 la lettera "S" sta ad indicare un'esecuzione speciale.

Should you wish a connector in page 60 with following threads: SA 102001 - (9/16-18) (3/4-16) this will be by FOR encoded as: SA 102001-1012 whereas the letter "S" stands for special.



Volendo richiedere un raccordo in acciaio con tenuta frontale di pag. 162 chiederete:
SA 505007 - (9/16-18) (3/4-16)
da noi codificato SA 505007-0619.

Or a face seal ORFS connector: From page 162 you may order: SA 505007 - (9/16-18) (3/4-16) by FOR encoded as SA 505007-0619.



Volendo richiedere un raccordo con tenuta a 24° DIN come a pag. 259 chiederete:
SA 713508 - (22x1,5) (1"1/16-12) (24x1,5) da noi codificato SA 713508-142716.

Or 24° Din connector: From page 259 you may order: SA 713508 - (22x1,5) (1"1/16-12) (24x1,5) by FOR encoded as SA 713508-142716.

SISTEMA DI CONNESSIONE DEI RACCORDI PER TUBI SVASATI A 37° CONNECTING SYSTEM TO 37° FLARED TUBE

Questo tipo di accoppiamento garantisce la massima sicurezza negli impianti oleodinamici. Il sistema si realizza collegando un tubo rigido svasato a 37° ad un corpo/raccordo (adattatore) per mezzo di dado e bussola.

This type of assembly ensures very high safety of hydraulic system. The assembly is achieved by connecting a 37° flared tube to a connector body and locking the two parts together by means of a nut and a sleeve.



PRINCIPALI CARATTERISTICHE

- Ottime prestazioni sino a pressioni molto elevate anche in presenza di colpi d'ariete o di shock termici
- La bussola in sede di montaggio assicura l'autoallineamento del tubo all'asse del raccordo, in fase di serraggio evita sollecitazioni meccaniche sul tubo, durante l'esercizio smorza le vibrazioni
- I raccordi si connettono indifferentemente con tubi in pollici o in millimetri
- La condotta non subisce deformazioni, si mantiene costante e non dà luogo a perdite di carico apprezzabili
- Le caratteristiche del sistema sono garantite anche effettuando molteplici montaggi e smontaggi o sostituzioni delle parti.

MATERIALI E PROTEZIONI

I raccordi vengono normalmente costruiti in acciaio, ricavandoli in parte da barre di trafilata controllate (raccordi dritti e dadi) in parte da stampaggio (raccordi sagomati e bussole); è previsto l'utilizzo di materiali diversi per la costruzione quali ottone, alluminio o acciaio inossidabile, qualora il cliente ne faccia specifica richiesta. Tutti i raccordi ad eccezione di quelli destinati ad operazioni di saldatura subiscono un trattamento di zincatura esente da Cromo Esavalente in accordo alla **DIRETTIVA EUROPEA 2000/53/CE** che garantisce una resistenza di oltre 400 ore all'ossidazione bianca in nebbia salina secondo le specifiche **ASTM-B-117** e **ISO 9227**. Le parti filettate vengono protette con appositi tappi.

GUARNIZIONI

I raccordi vengono forniti completi di guarnizioni e rondelle da illustrazioni a tabella.

MAIN CHARACTERISTICS

- *The assembly performs extremely well even under severe vibrations, pressure burts and thermal shocks*
- *On tightening, the sleeve ensures tube alignment with fitting axis, reduces mechanical strain on tube and dampens vibrations*
- *Connectors can be equally coupled to metric or inch-tubes*
- *The conduit doesn't undergo distortion, remains constant and pressure drops are negligible*
- *The system efficiency remains equally guaranteed after several disassembly and assembly operations or individual replacement of any component.*

MATERIAL AND SURFACE PROTECTION

*Connectors are normally made of steel and obtained from machining of controlled bar-stock (straight fittings, nuts) or by hot or cold forming (shaped fittings, sleeves). Alternative materials such as brass, aluminium, stainless steel available upon request. All connectors, excepted those to be welded, will go through a Hexavalent Chrome free zinc plating surface treatment, according to **EUROPEAN DIRECTIVE 2000/53/CE**. We guarantee a resistance to white corrosion of over 400 hours in salt spray test, according to standard **ASTM-B-117** and **ISO 9227**. All threads are shock protected with plastic caps or plugs.*

SEALS

All connectors requiring seals are supplied with O.Ring seals and retaining washers when required. See table and illustration.

SVASATURA TUBO TUBE FLARING

La svasatura del tubo può essere eseguita in due diverse soluzioni:

- a parete semplice per spessori elevati
- a parete doppia per spessori sottili.

Poichè dalla corretta esecuzione di tale lavorazione dipende la qualità dell'accoppiamento realizzato, è indispensabile all'atto della preparazione attenersi ad alcune regole generali che possono essere così riassunte.

Il materiale del tubo da utilizzare deve consentire la deformazione senza generare, specie sul cono interno, screpolature o sfogliamenti di materiale.

In genere tale risultato è garantito da materiali aventi un allungamento minimo del 21%.

Il taglio sull'estremità da svasare deve essere perpendicolare all'asse del tubo.

Il tratto rettilineo di estremità sufficiente a consentire un corretto posizionamento sulla macchina a svasare utilizzando attrezzature standard (orientativamente il valore del tratto oscilla da 38 a 50 mm).

Rispettare i valori della tabella a fianco per la svasatura.

Tube flaring can take place in two different ways:

- *Tube to be single flared if walls are sufficiently thick*
- *Tube to be double flared if walls are too thin.*

Since a proper sealing depend to a great extend by the flaring operation compliance to some basic rules is of the utmost importance.

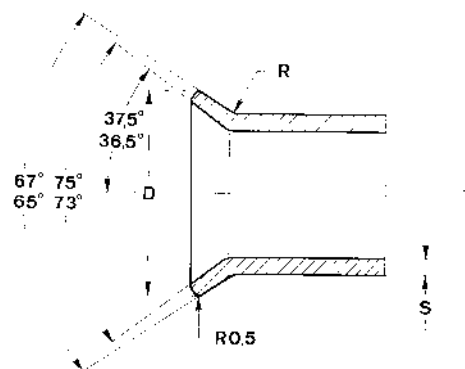
Tube material has to be of quality such not to exfoliate or crack on the inside of the cone when flared.

Generally good results are obtained on tube steels having an elongation of min 21%.

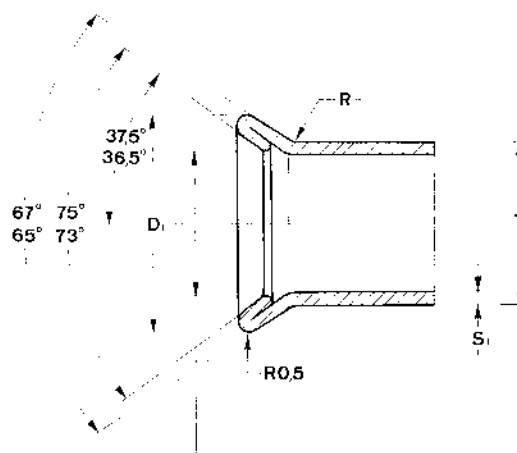
The tube cutting is to be perpendicular to its axis.

Tube straight portion has to be sufficient to allow a correct positioning on the flaring machine using standard tooling. Generally the straight portion ranges from 38 to 50 mm.

For better flaring results comply with dimensions given in the table to the right.



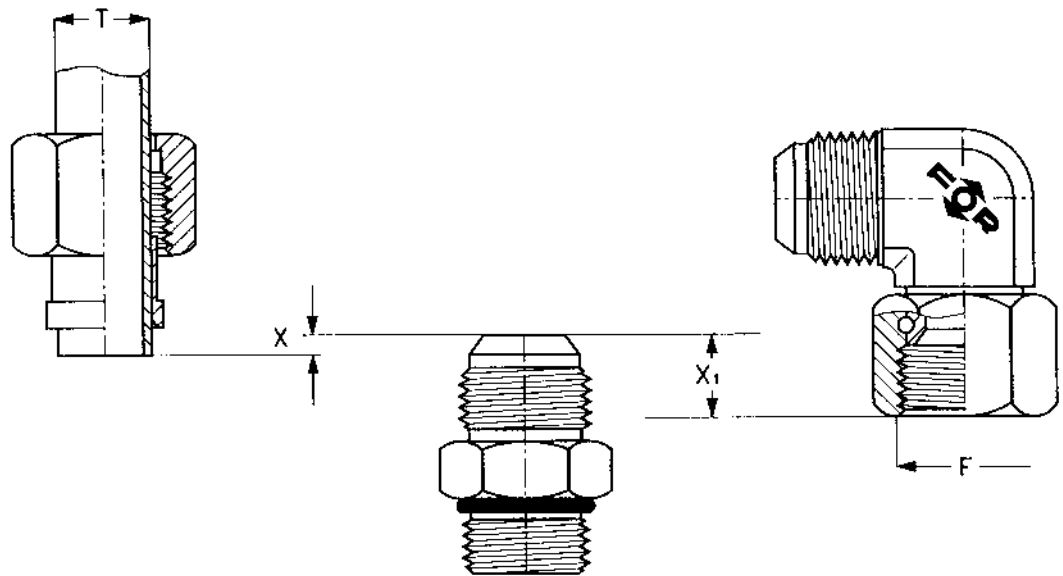
T Ø EST. TUBO TUBE O.D.	D		S	D1		S1	R
	MIN.	MAX.	MAX.	MIN.	MAX.	MAX.	
6	8,4	9,2	1,5	8,4	9,2	0,88	0,8
8	10,1	10,8	1,5	10,1	10,8	0,88	0,8
10	12	12,5	1,5	12	12,5	1,2	1
12	16	16,7	2	16	16,7	1,2	1,5
14	18,8	19,5	2	18,8	19,5	1,2	1,5
15	19,4	20	2	19,4	20	1,2	1,5
16	19,4	20	2,5	19,4	20	1,2	1,5
18	23,5	24	2,5	23,5	24	1,2	2
20	24	24,5	2,5	24	24,5	1,5	2
22	26,2	27,2	3	26,2	27,2	1,5	2
25	29,5	30,2	3	29,5	30,2	1,5	2,3
30	37,4	38	3	37,4	38	1,5	2,3
32	37,6	38,3	3	37,6	38,3	1,5	2,3
38	43,5	44,5	4	43,5	44,5	1,5	2,8



Uguale o maggiorato di 1 mm.
al diametro interno del tubo.

Same as or 1 mm. bigger than
tube I.D.

DATI GENERALI GENERAL DATA



La tabella sottoindicata riassume dati di utilità generale richiesti nelle fasi di progettazione e montaggio dei raccordi.

The here below table resumes the general data required for connectors design and assembly.

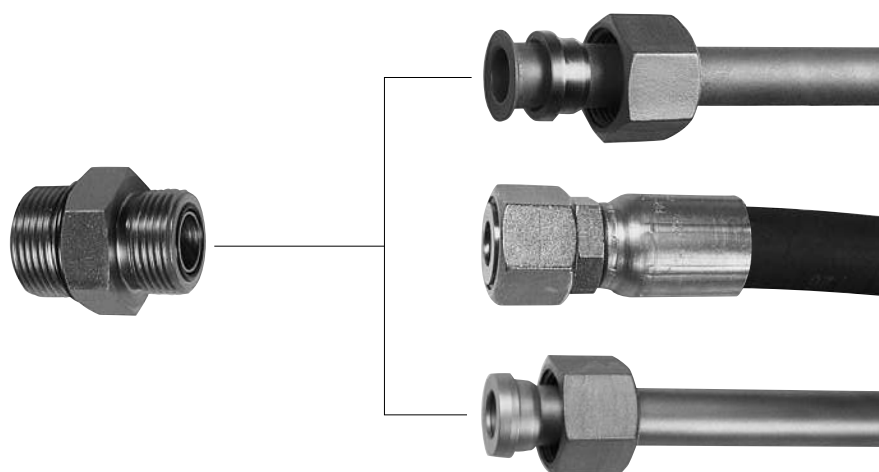
T Ø EST. TUBO TUBE O.D.		SPESSORE TUBO MAX MAX TUBE THICKNESS	F FILETTATURA THREAD	X RIF.	X1 RIF.	COPPIA DI SERRAGGIO ASSEMBLY TORQUE	*PRESSIONE DI ESERCIZIO WORKING PRESSURE	
MM.	IN.						MM.	MM.
6	1/4	1,5	7/16-20	2	10	15-18	45,0	450
8	5/16	1,5	1/2-20	2	11	19-25	41,6	416
10	3/8	1,5	9/16-18	2	11,5	24-31	35,0	350
12	1/2	2,0	3/4-16	3	13	49-60	35,0	350
14		2,0	7/8-14	3,5	15,5	77-85	33,0	330
15		2,0	7/8-14	3,5	15,5	77-85	31,0	310
16	5/8	2,5	7/8-14	3,5	15,5	77-85	35,0	350
18	3/4	2,5	1" 1/16-12	3,5	17,5	107-115	32,0	320
20		2,5	1" 1/16-12	3,5	17,5	107-115	30,0	300
22	7/8	3,0	1" 3/16-12	3,5	18	118-130	31,5	315
25	1"	3,0	1" 5/16-12	5	18,5	147-170	29,0	290
30		3,0	1" 5/8-12	5	20,5	200-240	25,0	250
32	1" 1/4	3,0	1" 5/8-12	5	20,5	200-240	24,0	240
38	1" 1/2	4,0	1" 7/8-12	5	23	240-300	25,0	250

*Per determinare la pressione di esercizio del raccordo adottare il valore minore risultante dal confronto con la pressione della relativa estremità montata sulla sede (vedi tabelle pag. 32÷36 e pag. 40÷43).

The connector working pressure to be used is the lowest value between the comparison with the pressure of ports ends (see charts page 32÷36 and page 40÷43).

SISTEMA DI CONNESSIONE DEI RACCORDI A TENUTA FRONTALE ORFS

ORFS CONNECTING SYSTEM



PRINCIPALI CARATTERISTICHE

Componenti base del sistema:

- Dado di serraggio
 - Bussola
 - Corpo raccordo in svariate forme avente su una o più estremità frontali sedi O.Ring
 - O.Ring in mescola nitrilica con durezza Shore "A" 85÷90 idoneo per temperature massime comprese -20°C +120°C.
- I vantaggi che questo tipo di connessione offrono sono:
- Sottostare a depressioni e pressioni elevate
 - Assenza di perdite (anche in presenza di gas)
 - Resistenza a serraggi elevati
 - I raccordi si connettono indifferentemente con tubi in pollici o in millimetri
 - Facilità di montaggio (non richiesti particolari accorgimenti)
 - Possibilità di effettuare montaggi e smontaggi ripetuti, sostituendo, se necessario, per usura o invecchiamento l'O.Ring.

MATERIALI E PROTEZIONI

I raccordi vengono costruiti in acciaio, ricavandoli in parte da barre di trafilata controllate (raccordi dritti e dadi) in parte da stampaggio (raccordi sagomati). Tutti i raccordi ad eccezione di quelli destinati ad operazioni di saldatura subiscono un trattamento di zincatura esente da Cromo Esavalente in accordo alla **DIRETTIVA EUROPEA 2000/53/CE** che garantisce una resistenza di oltre 400 ore all'ossidazione bianca in nebbia salina secondo le specifiche **ASTM-B-117** e **ISO 9227**. Le parti filettate vengono protette con appositi tappi.

GUARNIZIONI

I raccordi vengono forniti completi di guarnizioni e rondelle come da illustrazioni a tabella.

MAIN CHARACTERISTICS

Components of system:

- Nut
- Sleeve
- Connectors body having various configurations and O.Ring seats on one more of its ends
- NBR O.Ring °Shore "A" 85÷90 temperature range -20° +120°C.

The advantages of this type of connection are:

- Vacuum and high pressures
- No leakages (even to gases)
- Can withstand high nut torque
- Connectors can be equally coupled to metric or inch-tubes
- Easy to assemble (no special skill required)
- Can withstand repeated assemblies, replacing only O.Ring when and if required by wear and aging.

MATERIALS AND SURFACE PROTECTIONS

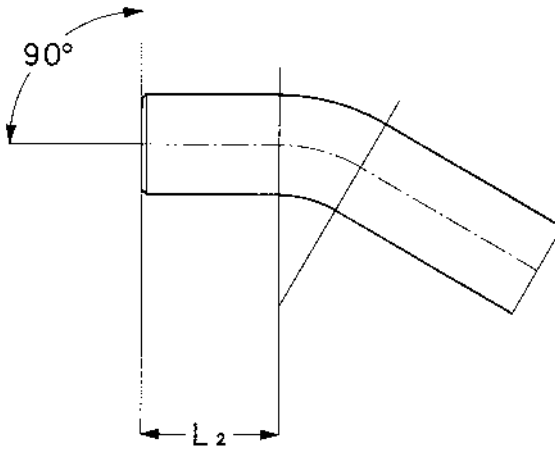
*Connectors are normally made of steel and obtained from machining of controlled bar-stock (straight connectors nuts) or by hot or cold forming (shaped connectors sleeves). All connectors, excepted those to be welded, will go through a Hexavalent Chrome free zinc plating surface treatment, according to **EUROPEAN DIRECTIVE 2000/53/CE**. We guarantee a resistance to white corrosion of over 400 hours in salt spray test, according to standard **ASTM-B-117** and **ISO 9227**. All threads are shock protected with plastic caps or plugs.*

SEALS

All connectors requiring seals are supplied with O.Ring, seals and retaining washers when necessary. See table and illustration.

PREPARAZIONE TUBO

TUBE PREPARATION



**IL TRATTO RETTILINEO L₂
NON DEVE ESSERE INFERIORE
AI SEGUENTI VALORI**

**STRAIGHT TUBE SECTION L₂
SHALL NOT BE LESS THAN
THE GIVEN DIMENSIONS**

DA FROM	MM
Ø 6 - 12	38
Ø 14 - 20	45
Ø 22 - 38	50

Le figure schematizzano le soluzioni possibili per la preparazione dei tubi rigidi che si collegano con raccordi a tenuta frontale.

La scelta della forma "A" presuppone l'utilizzo di materiali e criteri di esecuzione già espressi per i tubi svasati, ovvero:

- Il materiale del tubo da utilizzare deve consentirne la deformazione senza generare sui bordi o sul piano d'appoggio screpolature o sfogliamenti (in genere tale risultato è garantito da materiali aventi un allungamento minimo del 21%)

- Il taglio dell'estremità da deformare deve risultare perpendicolare all'asse tubo come raffigurato

- Il tratto rettilineo deve rispettare il valore L₂ indicato per consentire un corretto posizionamento sulla macchina utilizzando attrezzature standard

- La scelta della forma "B" diventa obbligata quando i tratti rettilinei o gli spessori di parete utilizzati non rientrano nei parametri indicati a tabella.

Here is a description of the way tubes can be prepared to mate with ORFS connectors.

The choice of form "A" demands that tube characteristics and process criteria be similar to pipes to be flared, precisely:

- Tube material has to be of quality such not to exfoliate or crack on the inside when flanged. Generally good result are obtained on tube steels having an elongation of min. 21%*

- Tube cutting on the end to be flanged has to result perpendicular to its axis as shown*

- Tube straight portion shall be according to L₂ to allow a correct positioning using machine standard tooling*

- The last choice is the form "B". This solution is mandatory when tube straight portion is too short or tube wall thickness are not listed among dimensions in the table.*

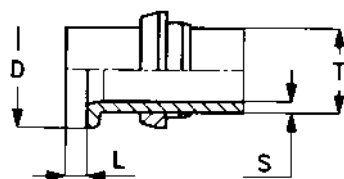
PREPARAZIONE TUBO

TUBE PREPARATION

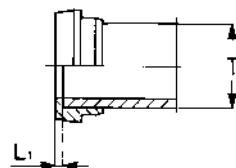
Le tabelle sottostanti definiscono i diametri ed i valori di spessori di parete dei tubi. Per ricavare la lunghezza di taglio effettiva del tubo aggiungere L oppure sottrarre L₁ alla lunghezza effettiva richiesta secondo la soluzione adottata.

The tables hereunder sets tube diameters and tube wall thickness. To obtain the effective tube cutting length add L or L₁ from the effective cutting length according to chosen system.

FORMA A / FORM A



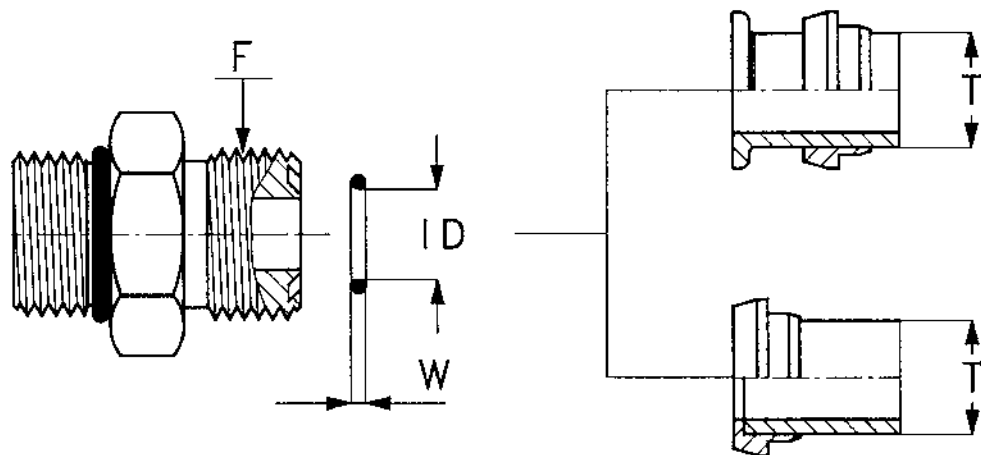
FORMA B / FORM B



T Ø EST. TUBO TUBE O.D.	S SP. PARETE WALL THICK	L	D		L ₁
			MIN.	MAX.	
MM.	MM.	MM.	MM.	MM.	MM.
6	1		12,0	12,7	1
	1,5				
8	1				2
	1,5				
10	1	2,5	15,0	15,7	1
	1,5	2			
	2	1,5			
12	1,5	3	18,0	18,8	1
	2	2,5			
	2,5	2			
14	1,5				2
	2				
15	2,5		22,5	23,4	2
	1,5	4,5			
	2	4			
16	2,5	3,5			1,5
	1,5	4			
	2	3,5			
18	2,5	3	26,5	27,8	1,5
	3	2,5			
	1,5	5			
18	2	5	26,5	27,8	1,5
	2,5	4,5			
	3	4			

T Ø EST. TUBO TUBE O.D.	S SP. PARETE WALL THICK	L	D		L ₁
			MIN.	MAX.	
MM.	MM.	MM.	MM.	MM.	MM.
20	2	4	26,5	27,8	1,5
	2,5	3,5			
	3	3			
22	3,5	2,5			3
	2				
	2,5				
25	3	4,5	32,5	34,0	1,5
	2,5	4			
	4	3			
28	5	2			3
	2				
	2,5				
30	3	5,5	39,5	40,5	3
	2	5			
	2,5	4,5			
32	3	4,5			1,5
	4	4			
35	3	4	47,5	48,5	3,5
	4	4			
38	3	7	47,5	48,5	1,5
	4	6			

DATI GENERALI
GENERAL DATA



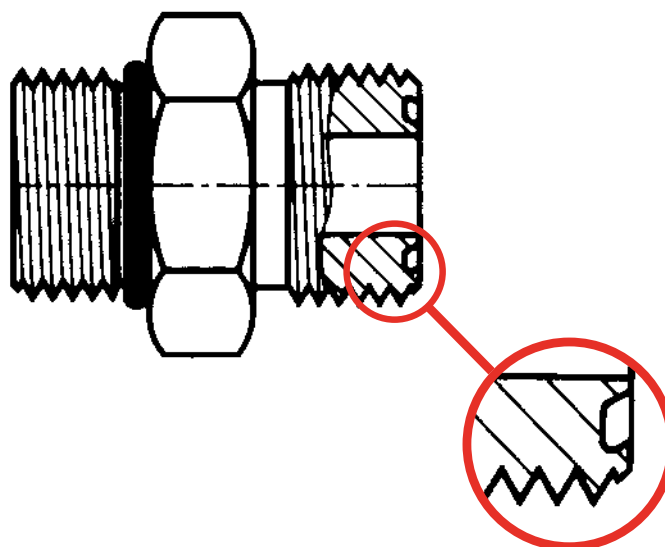
La tabella sottoindicata riporta la correlazione tra diametri di tubo ed estremità dei raccordi con relative guarnizioni, nonché coppie di serraggio e pressioni di esercizio consigliate.

The table below shows the combinations between tube diameters and connector's ends complete with O.Rings, relevant assembly torques and recommended operating pressures.

T Ø EST. TUBO TUBE O.D.		F FILETTATURA THREAD	O.RING			COPPIA DI SERRAGGIO ASSEMBLY TORQUE	*PRESSIONE MASSIMA DI ESERCIZIO MAXIMUM WORKING PRESSURE	
MM.	IN.		ID	W	RIF.	N.M	MPA	BAR
6	1/4	9/16-18	7,66	1,78	0-18076	25-28	63,0	630
8	5/16	11/16-16	9,25	1,78	0-18092	40-44	63,0	630
10	3/8	11/16-16	9,25	1,78	0-18092	40-44	63,0	630
12	1/2	13/16-16	12,42	1,78	0-18124	55-62	63,0	630
14		1"-14	15,60	1,78	0-18156	80-90	42,0	420
15		1"-14	15,60	1,78	0-18156	80-90	42,0	420
16	5/8	1"-14	15,60	1,78	0-18156	80-90	42,0	420
18	3/4	1"3/16-12	18,77	1,78	0-18187	120-130	42,0	420
20		1"3/16-12	18,77	1,78	0-18187	120-130	42,0	420
22	7/8	1"7/16-12	23,52	1,78	0-18235	150-170	42,0	420
25	1"	1"7/16-12	23,52	1,78	0-18235	150-170	42,0	420
28		1"11/16-12	29,87	1,78	0-18298	180-200	35,0	350
30		1"11/16-12	29,87	1,78	0-18298	180-200	35,0	350
32	1"1/4	1"11/16-12	29,87	1,78	0-18298	180-200	35,0	350
35		2"-12	37,82	1,78	0-18378	220-260	35,0	350
38	1"1/2	2"-12	37,82	1,78	0-18378	220-260	35,0	350

*Per determinare la pressione di esercizio del raccordo adottare il valore minore risultante dal confronto con la pressione della relativa estremità montata sulla sede (vedi tabelle pag. 32÷36 e pag. 40÷43). Le guarnizioni vengono eseguite in mescola NBR °SHORE-A 85 (temperatura massima d'impiego -20°C +120°C). Per applicazioni speciali pregasi consultare il nostro ufficio tecnico.

The connector working pressure to be used is the lowest value between the comparison with the pressure of ports ends (see charts page 32÷36 and page 40÷43). Standard O.Rings: NBR °SHORE-A 85 (Max. temp. rang. -20°C +120°C). Additional compounds available on request. For special applications, please contact our technical department.



I codici di catalogo offrono per questa gamma di raccordi una sede O.Ring di forma geometrica conforme alla nuova norma ISO 8434-3. Tale norma, pur utilizzando guarnizioni dimensionalmente standard, consente un alloggiamento permanente delle stesse entro la sede senza ricorrere all'ausilio di sostanze aggiuntive.

I vantaggi:

- **Tempi e spazi ridotti per il montaggio.** Non è più necessario provvedere all'inserimento della guarnizione sul raccordo e quindi oltre a semplificare l'operazione, si elimina la presenza di contenitori aggiuntivi per le guarnizioni e le sostanze ausiliari di fissaggio

- **Gestione semplificata.** Essendo la guarnizione parte integrante del corpo raccordo non sono più necessari ordini specifici o quanto meno posizioni di magazzino dedicate

- **Collegamenti più sicuri.** La mancanza di particolari accorgimenti da seguire al montaggio rende l'operazione totalmente sicura e non influenzata dal livello di professionalità dell'operatore.

For this range of fittings, the catalogue codes feature a geometrically shaped O.Ring housing which conforms to the new ISO 8434-3 standard. This particular shape, while using standard-sized fittings, allows for permanent housing within the seat without the need for using any additive substances.

Advantage:

- **Reduced assembly times.** *In fact, when assembling connector to tube, there is no need to insert the O.Ring into the groove with the addition of grease or else to prevent fall-off when in critical positions. O.Ring is already in place*
- **Easier handling.** *The O.Ring being permanently part of connector need not to be ordered separately nor to be handled as an inventory item*
- **Safer connections.** *Since it calls for no extra operations at assembly, it reduces the need for higher professional operators.*

SISTEMA DI CONNESSIONE DEI RACCORDI A 24° DIN 3861

24° DIN 3861 CONNECTING SYSTEM

PRINCIPALI CARATTERISTICHE

Questi tipi di raccordi possono essere assemblati nelle seguenti applicazioni:

- Codolo a saldare con sede O.Ring
 - Possibilità di utilizzare il corpo raccordo per assemblare il tubo con anello mordente.
- I vantaggi che questo tipo di connessione offre sono:
- Pressioni elevate
 - Assenze di perdite (anche in presenza di gas nei tipi con guarnizione di tenuta)
 - Buona resistenza a serraggi elevati
 - Facilità di montaggio
 - Possibilità di effettuare montaggi e smontaggi ripetuti sostituendo se necessario le guarnizioni per usura o invecchiamento.

MATERIALI E PROTEZIONI

I raccordi vengono normalmente costruiti in acciaio, ricavandoli in parte da barre di trafilatura controllate (raccordi dritti e dadi) in parte da stampaggio (raccordi sagomati). Tutti i raccordi ad eccezione di quelli destinati ad operazioni di saldatura subiscono un trattamento di zincatura esente da Cromo Esavalente in accordo alla **DIRETTIVA EUROPEA 2000/53/CE** che garantisce una resistenza di oltre 400 ore all'ossidazione bianca in nebbia salina secondo le specifiche **ASTM-B-117** e **ISO 9227**.

Le parti filettate vengono protette con appositi tappi.

GUARNIZIONI

I raccordi vengono forniti completi di guarnizioni e rondelle come da illustrazioni a tabella.

MAIN CHARACTERISTICS

These connectors can be assembled with following methods:

- *O.Ring weld-on nipple*
 - *Connector body to be fitted with tube bite ferrule*
- Advantage offered by this connecting method are:*
- *High working pressures*
 - *No leakages (even to gases when the tube is fitted with elastomeric seal)*
 - *Good torque resistance*
 - *Easy to assemble*
 - *Can withstand repeated assemblies replacing the seal if required by wear and aging.*

MATERIAL AND SURFACE PROTECTION


*Connectors are normally made of steel and obtained from machining of controlled bar-stock (straight connectors, nuts) or by hot or cold forming (shaped connectors, sleeves). All connectors, excepted those to be welded, will go through a Hexavalent Chrome free zinc plating surface treatment, according to **EUROPEAN DIRECTIVE 2000/53/CE**.*

*We guarantee a resistance to white corrosion of over 400 hours in salt spray test, according to standard **ASTM-B-117** and **ISO 9227**.*

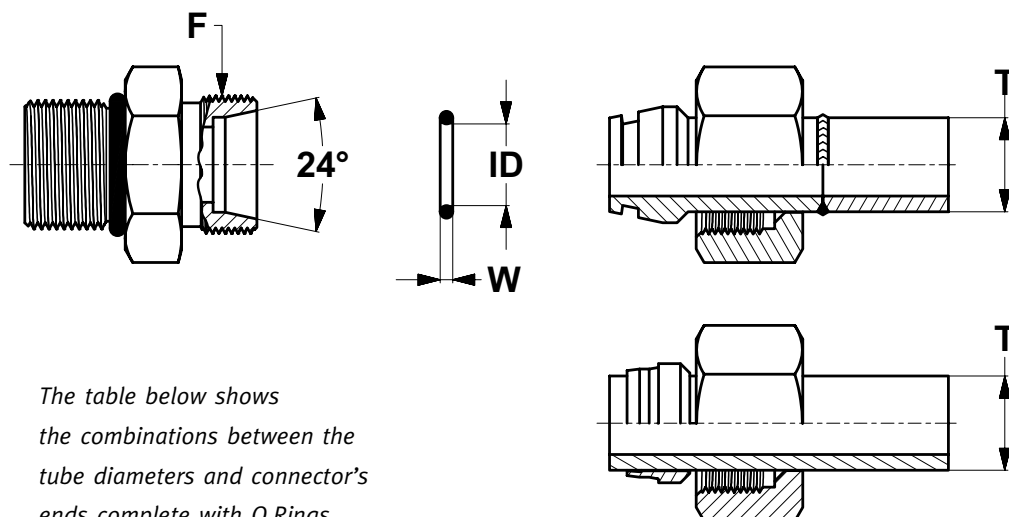
All threads are shock protected with plastic caps or plugs.

SEALS

Connectors are supplied with O.Ring seals and retaining washer as per the table and illustration.



DATI GENERALI GENERAL DATA



La tabella sottoindicata riporta la correlazione tra diametri di tubo ed estremità dei raccordi con relative guarnizioni, nonché coppie di serraggio e pressioni di esercizio consigliate.

The table below shows the combinations between the tube diameters and connector's ends complete with O.Rings, relevant assembly torques and recommended operating pressures.

T Ø EST. TUBO TUBE O.D.		F FILETTATURA THREAD	O.RING			COPPIA DI SERRAGGIO ASSEMBLY TORQUE	*PRESSIONE DI ESERCIZIO WORKING PRESSURE	
SERIE	MM.		ID	W	RIF.	N.M	MPA	BAR
LEGGERA - LIGHT (L)	6	12x1,5	4,0	1,5	0-15040	13-15	31,5	315
	8	14x1,5	6,0	1,5	0-15060	15-18	31,5	315
	10	16x1,5	7,5	1,5	0-15075	25-28	31,5	315
	12	18x1,5	9,0	1,5	0-15090	27-30	31,5	315
	15	22x1,5	12,0	2	0-20120	50-60	31,5	315
	18	26x1,5	15,0	2	0-20150	60-75	31,5	315
	22	30x2	20,0	2	0-20200	85-105	25,0	250
	28	36x2	26,0	2	0-20260	120-140	16,0	160
	35	45x2	32,0	2,5	0-25320	170-190	16,0	160
42	52x2	38,0	2,5	0-25380	190-230	16,0	160	
PESANTE - HEAVY (S)	6	14x1,5	4,0	1,5	0-15040	14-16	63,0	630
	8	16x1,5	6,0	1,5	0-15060	25-28	63,0	630
	10	18x1,5	7,5	1,5	0-15075	27-30	63,0	630
	12	20x1,5	9,0	1,5	0-15090	43-54	63,0	630
	14	22x1,5	10,0	2	0-20100	50-62	63,0	630
	16	24x1,5	12,0	2	0-20140	60-75	40,0	400
	20	30x2	16,3	2,4	0-24163	90-110	40,0	400
	25	36x2	20,3	2,4	0-24203	125-145	40,0	400
	30	42x2	25,3	2,4	0-24253	170-190	40,0	400
	38	52x2	33,3	2,4	0-24333	200-245	31,5	315

*Per determinare la pressione di esercizio del raccordo adottare il valore minore risultante dal confronto con la pressione della relativa estremità montata sulla sede (vedi tabelle pag. 32÷36 e pag. 40÷43). Le guarnizioni vengono eseguite in mescola NBR °SHORE-A 85 ° (temperatura massima d'impiego -20°C +120°C). Per applicazioni speciali pregasi consultare il nostro ufficio tecnico.

The connector working pressure to be used is the lowest value between the comparison with the pressure of ports ends (see charts page 32÷36 and page 40÷43).

Standard O.Rings: NBR °SHORE-A 85 ° (Max. temp. rang. -20°C +120°C). Additional compounds available on request. For special applications, please contact our technical department.

SISTEMA DI CONNESSIONE DEI RACCORDI A TENUTA CONICA 60° (BSP)

60° BSP CONNECTING SYSTEM

PRINCIPALI CARATTERISTICHE

Componenti base del sistema:

- Dado di serraggio
 - Codolo a saldare con sede per O.Ring
 - Corpo raccordo in svariate forme
 - O.Ring in mescola nitrilica con durezza °Shore "A" 70 idoneo per temperature comprese tra -20°C +120°C.
- I vantaggi che questo tipo di connessione offre sono:
- Pressioni elevate
 - Assenza di perdite (anche in presenza di gas)
 - Buona resistenza a serraggi elevati
 - Facilità di montaggio
 - Possibilità di effettuare montaggi e smontaggi ripetuti, sostituendo, se necessario, per usura o invecchiamento l'O.Ring.

MATERIALI E PROTEZIONI

I raccordi vengono normalmente costruiti in acciaio, ricavandoli in parte da barre di trafilatura controllate (raccordi dritti e dadi) in parte di stampaggio (raccordi sagomati). Tutti i raccordi ad eccezione di quelli destinati ad operazioni di saldatura subiscono un trattamento di zincatura esente da Cromo Esavalente in accordo alla **DIRETTIVA EUROPEA 2000/53/CE** che garantisce una resistenza di oltre 400 ore all'ossidazione bianca in nebbia salina secondo le specifiche **ASTM-B-117** e **ISO 9227**.

Le parti filettate vengono protette con appositi tappi.

GUARNIZIONI

I raccordi vengono forniti completi di guarnizioni e rondelle come da illustrazioni e tabella.

MAIN CHARACTERISTICS

Components of system:


- Nut
 - Weld-on nipple with O.Ring seat
 - Fitting's body having various configurations
 - NBR O.Ring °Shore "A" 70 temperature range -20°C +120°C.
- The advantages of this type of connections are:
- High pressures
 - No leakages (even to gases)
 - Can withstand reasonably high nut torque
 - Easy to assemble
 - Can withstand repeated assemblies replacing only the O.Ring when and if required by wear or aging.

MATERIAL AND SURFACE PROTECTION

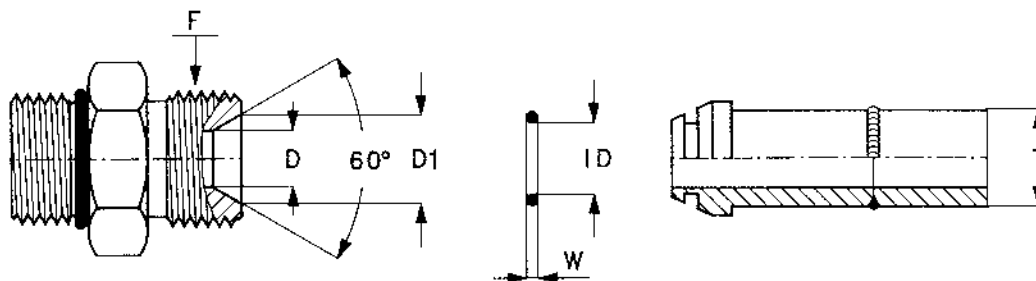
Connectors are normally made of steel and obtained from machining of bar-stock (straight connectors, nuts) or by hot or cold forming (shaped connectors, sleeves). All connectors, excepted those to be welded, will go through a Hexavalent Chrome free zinc plating surface treatment, according to **EUROPEAN DIRECTIVE 2000/53/CE**. We guarantee a resistance to white corrosion of over 400 hours in salt spray test, according to standard **ASTM-B-117** and **ISO 9227**. All threads are shock protected with plastic caps or plugs.

SEALS

Connectors are supplied with O.Ring, seals and retaining washer as per the table and illustration.



DATI GENERALI
GENERAL DATA



La tabella sottoindicata riporta la correlazione tra diametri di tubo ed estremità dei raccordi con relative guarnizioni, nonché coppie di serraggio e pressioni di esercizio consigliate.

The table below shows the combinations between tube diameters and connector's ends complete with O.Ring, relevant assembly torques and recommended operating pressures.

T Ø EST. TUBO TUBE O.D.		F FILETTATURA THREAD	D(1)	D ₁ (1)	O.RING			COPPIA DI SERRAGGIO ASSEMBLY TORQUE	*PRESSIONE DI ESERCIZIO WORKING PRESSURE	
MM.	IN.		MAX.	±0,15	ID	W	RIF.	N.M	MPA	BAR
5	3/16	1/8	4	7,5	SENZA O.R. / WITHOUT O.R.			12-14	35,0	350
6	1/4	1/4	5,5	10,4	6,5	1,0	0-10065	20-25	40,0	400
10	3/8	3/8	8,5	14,0	8,1	1,6	0-16081	35-40	40,0	400
12	1/2	1/2	11,5	17,5	12,1	1,6	0-16121	50-60	35,0	350
16	5/8	5/8	13,5	19,3	13,1	1,6	0-16131	60-70	35,0	350
20	3/4	3/4	17,0	22,9	17,1	1,6	0-16171	90-110	35,0	350
25	1"	1"	22,0	28,7	22,1	1,6	0-16221	120-140	30,0	300
32	1" 1/4	1" 1/4	28,5	36,8	29,1	1,6	0-16291	190-220	25,0	250
38	1" 1/2	1" 1/2	34,0	42,7	35,1	1,6	0-16351	240-270	25,0	250

*Per determinare la pressione di esercizio del raccordo adottare il valore minore risultante dal confronto con la pressione della relativa estremità montata sulla sede (vedi tabelle pag. 32÷36 e pag. 40÷43).

(1) Le quote indicate sono condizione primaria per un corretto accoppiamento con i codoli rappresentati. Estremità maschio con valori D e D₁ alternativi dovranno essere accoppiati con codoli sferici o conici senza O.Ring.

The connector working pressure to be used is the lowest value between the comparison with the pressure of ports ends (see charts page 32÷36 and page 40÷43).

(1) Given dimensions are basic for a correct matching with listed weld-on nipples. Male ends having D and D₁ other than listed ones shall be matched with spherical or conical weld-on, nipples without O.Ring.

DIMENSIONI DELLE SEDI FILETTATE

THREAD PORTS DIMENSIONS

UNF-UN	F DIMENSIONI DIMENSIONS	7/16-20	1/2-20	9/16-18	3/4-16	7/8-14	1"1/16-12	1"3/16-12	1"5/16-12	1"5/8-12	1"7/8-12
		ØEST NOM. OD NOM.	11,11	12,7	14,29	19,05	22,23	26,99	30,16	33,34	41,27
ØINT MIN. ID MIN.	9,85	11,5	12,95	17,5	20,45	24,85	27,9	31,3	39,1	45,5	
A MAX.	1,5	1,5	1,5	2,5	2,5	2,5	2,5	3	3	3	
B MIN.	12	12	13	15	17	20	20	20	20	20	
B ₁ MIN.	14	14	16	18	20	24	24	24	24	24	
C MIN.	5	6	7,5	10	12,5	16	18	21	27	33	
D	16,5	18,5	20,5	26	29,5	36,5	40,5	44,5	55	62	
D ₁ MIN.	21	23	25	30	34	41	45	49	58	65	
D ₂ MIN.	15	16	18	22	26	32	35	38	48	54	
D ₃ ±0,05	12,45	14,05	15,70	20,65	24	29,20	32,40	35,55	43,55	49,90	
E ±0,2	2,5	2,6	2,7	2,7	2,7	3,5	3,5	3,5	3,5	3,5	
K ±1°	12°	12°	12°	15°	15°	15°	15°	15°	15°	15°	
L RIF.	9,5	9,5	10,5	12	13,5	15,5	15,5	15,5	15,5	15,5	
*O.RING	0-18089	0-18105	0-20119	0-22163	0-24192	0-29235	0-29266	0-29297	0-30375	0-30437	
COPPIA DI SERRAGGIO ASSEMBLY TORQUE (N.M)	21	27	40	78	110	180	230	285	320	400	
PRESS. MAX. DI ESERCIZIO (BAR) RACCORDI DIRITTI MAX. OPER. PRES. (BAR) STRAIGHT CONNECTORS	630	630	630	630	420	420	420	420	280	280	
PRESS. MAX. DI ESERCIZIO (BAR) RACCORDI ORIENTABILI MAX. OPER. PRES. (BAR) ADJUSTABLE CONNECTORS	420	420	420	420	420	420	380	350	280	250	

METRICO METRIC - ISO	F DIMENSIONI DIMENSIONS	10x1	12x1,5	14x1,5	16x1,5	18x1,5	20x1,5	22x1,5	27x2	33x2	42x2	48x2
		ØEST NOM. OD NOM.	10	12	14	16	18	20	22	27	33	42
ØINT MIN. ID MIN.	8,9	10,3	12,3	14,3	16,3	18,3	20,3	24,8	30,8	39,8	45,8	
A MAX.	1	1,5	1,5	1,5	2	2	2	2	2,5	2,5	2,5	
B MIN.	10	11,5	11,5	13	14,5	14,5	15,5	19	19	19,5	22	
B ₁ MIN.	11,5	14	14	15,5	17	17	18	22	22	22,5	25	
C MIN.	4,5	6	7,5	9	11	12	14	16	23	30	36	
D	14,5	17,5	19,5	22,5	24,5	27,5	27,5	32,5	41,5	50,5	55,5	
D ₁ MIN.	16	19	21	24	26	27	29	34	43	52	57	
D ₂ MIN.	14,5	17,5	19,5	22,5	24,5	25,5	27,5	32,5	41,5	50,5	55,5	
D ₃ ^{+0,1} ₋₀	11,1	13,8	15,8	17,8	19,8	21,8	23,8	29,4	35,4	44,4	50,4	
E ^{+0,4} ₋₀	1,6	2,4	2,4	2,4	2,4	2,4	2,4	3,1	3,1	3,1	3,1	
K ±1°	12°	15°	15°	15°	15°	15°	15°	15°	15°	15°	15°	
L RIF.	9	10,5	10,5	12	13,5	13,5	14	17	17	17,5	20	
*O.RING	0-15080	0-23093	0-23113	0-23133	0-23153	0-23173	0-23193	0-29235	0-29297	0-30380	0-30440	
COPPIA DI SERRAGGIO ASSEMBLY TORQUE (N.M)	20	35	45	55	70	80	100	180	310	330	420	
PRESS. MAX. DI ESERCIZIO (BAR) RACCORDI DIRITTI MAX. OPER. PRES. (BAR) STRAIGHT CONNECTORS	630	630	630	630	630	420	630	420	420	280	280	
PRESS. MAX. DI ESERCIZIO (BAR) RACCORDI ORIENTABILI MAX. OPER. PRES. (BAR) ADJUSTABLE CONNECTORS	420	420	420	420	420	330	420	420	350	280	250	

*Le guarnizioni vengono eseguite in mescola NBR °SHORE-A 85 $\frac{3}{4}$ (temperatura massima d'impiego -20°C +120°C). Per applicazioni speciali pregasi consultare il nostro ufficio tecnico.
Standard O.Rings: NBR °SHORE-A 85 $\frac{3}{4}$ (Max. temp. rang. -20°C +120°C). Additional compounds available on request. For special applications, please contact our technical department.

DIMENSIONI DELLE SEDI FILETTATE THREAD PORTS DIMENSIONS

SEDI ISO 11926 PER RACCORDI CON FILETTATURA SAE J475

ISO 11926 PORTS FOR SAE J475 THREAD

SEDI ISO 6149 PER RACCORDI CON FILETTATURA METRICA CILINDRICA

ISO 6149 PORTS FOR ISO 6149 METRIC PARALLEL THREAD

SEDI JIS 2351 PER RACCORDI CON FILETTATURA GAS CILINDRICA

JIS 2351 PORTS FOR BSPP THREAD

La tenuta è realizzata mediante O.Ring

O.Ring sealing

Il diametro D₃ deve essere concentrico al filetto. Errore massimo ammesso 0,13 mm.

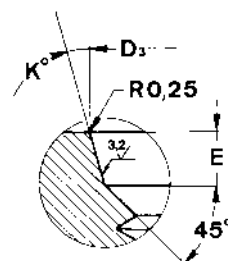
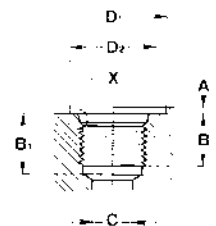
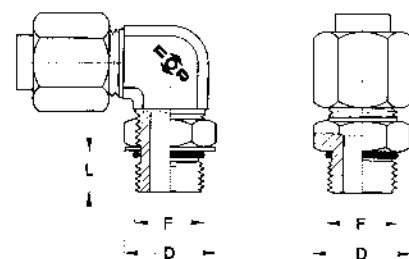
D₃ diameter must be concentric to thread. Max. allowed error 0,13 mm.

La superficie lamata deve essere perpendicolare al foro filettato

Spot-faced surface must be squared to thread in port

Le dimensioni di A e D₁ non sono da eseguirsi, qualora la sede si trovi su di una superficie che soddisfi a tali condizioni.

Machining operations such as A and D₁ not required when port surface complies with requirements.



PARTICOLARE X / INSET X

GAS - BSPP	F DIMENSIONI DIMENSIONS	1/8-28	1/4-19	3/8-19	1/2-14	3/4-14	1"-11	1"1/4-11	1"1/2-11
	ØEST NOM. OD NOM.		9,73	13,16	16,66	20,96	26,44	33,25	41,91
ØINT MIN. ID MIN.		8,60	11,45	14,95	18,65	24,12	30,30	38,95	44,85
A MAX.		1	1,5	2	2,5	2,5	2,5	2,5	2,5
B MIN.		10	12	12	16	17	21	21,5	21,5
B ₁ MIN.		15	18	18	24	25	30	30	30
C MIN.		4,5	7,5	9	14	18	23	30	36
D		15,5	19,5	24	28,5	36	44	52,5	59
D ₁ MIN.		18	24	28	34	45	51	62	68
D ₂ MIN.		13	18	22	26	32	39	48	55
D ₃ ^{+0,1} / ₀		11,6	15,6	18,6	22,6	29,8	35,8	44,8	50,8
E ^{+0,4} / ₀		2	2,5	2,5	2,5	3,5	3,5	3,5	3,5
K ±1°		15°	15°	15°	15°	15°	15°	15°	15°
L RIF.		8	10,5	11,5	14,5	16	18,5	18,5	18,5
*O.RING		0-19080	0-24108	0-24138	0-24178	0-35237	0-35287	0-35377	0-35437
COPIA DI SERRAGGIO ASSEMBLY TORQUE (N.M)		20	35	70	100	190	300	330	400
PRESS. MAX. DI ESERCIZIO (BAR) RACCORDI DIRITTI MAX. OPER. PRES. (BAR) STRAIGHT CONNECTORS		630	630	630	420	420	420	280	280
PRESS. MAX. DI ESERCIZIO (BAR) RACCORDI ORIENTABILI MAX. OPER. PRES. (BAR) ADJUSTABLE CONNECTORS		420	420	420	420	420	350	280	250

*Le guarnizioni vengono eseguite in mescola NBR °SHORE-A 85 (temperatura massima d'impiego -20°C +120°C). Per applicazioni speciali pregasi consultare il nostro ufficio tecnico.
Standard O.Rings: NBR °SHORE-A 85 (Max. temp. rang. -20°C +120°C). Additional compounds available on request. For special applications, please contact our technical department.

DIMENSIONI DELLE SEDI FILETTATE

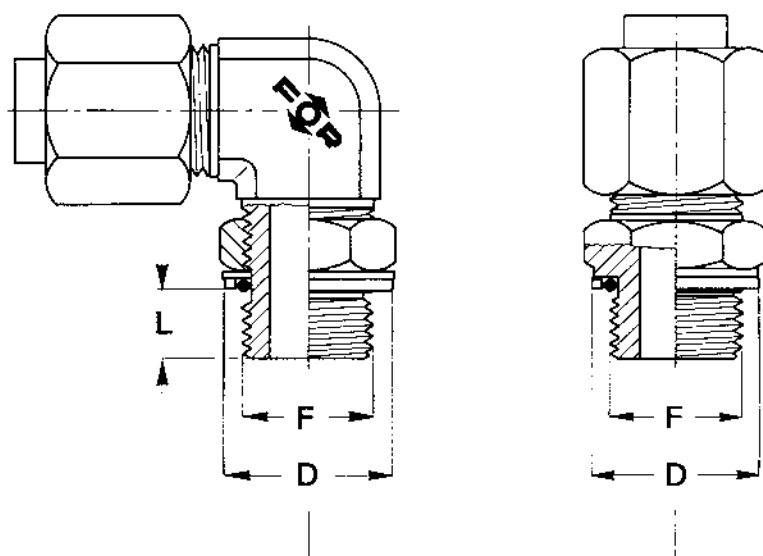
THREAD PORTS DIMENSIONS

GAS - BSPP	F DIMENSIONI DIMENSIONS	1/8-28	1/4-19	3/8-19	1/2-14	3/4-14	1"-11	1"1/4-11	1"1/2-11				
	ØEST NOM. OD NOM.	9,73	13,16	16,66	20,96	26,44	33,25	41,91	47,80				
	ØINT MIN. ID MIN.	8,6	11,45	14,95	18,65	24,12	30,3	38,95	44,85				
	A MAX.	1	1,5	2	2,5	2,5	2,5	2,5	2,5				
	B MIN.	8	12	12	14	16	18	20	22				
	B ₁ MIN.	13	18,5	18,5	22	24	27	29	31				
	D	15,5	19,5	24	28,5	35	43	52,5	58,5				
	D ₆ MIN.	17	21	24,5	30	37	46	54	61				
	D ₇ ^{+0,2} / ₀	9,8	13,2	16,7	21	26,5	33,3	42	47,9				
	L RIF.	6,5	9	9,5	11,5	13,5	15	16	16				
*O.RING	0-18076	0-26108	0-26139	0-26178	0-26235	0-35297	0-35377	0-35440					
ROND. DI RITEGNO RETAINING RING	R-12114	R-18162	R-18194	R-18233	R-18289	R-25368	R-25450	R-25513					
COPPIA DI SERRAGGIO ASSEMBLY TORQUE (N.M)	25	40	75	100	190	320	450	550					
PRESS. MAX. DI ESERCIZIO (BAR) RACCORDI DIRITTI MAX. OPER. PRES. (BAR) STRAIGHT CONNECTORS	350	350	350	350	280	280	250	210					
PRESS. MAX. DI ESERCIZIO (BAR) RACCORDI ORIENTABILI MAX. OPER. PRES. (BAR) ADJUSTABLE CONNECTORS	250	250	250	250	250	250	210	180					

METRICO METRIC	F DIMENSIONI DIMENSIONS	10x1	12x1,5	14x1,5	16x1,5	18x1,5	20x1,5	22x1,5	26x1,5	27x2	33x2	42x2	48x2
	ØEST NOM. OD NOM.	10	12	14	16	18	20	22	26	27	33	42	48
	ØINT MIN. ID MIN.	8,9	10,3	12,3	14,3	16,3	18,3	20,3	24,3	24,8	30,8	39,8	45,8
	A MAX.	1	1,5	1,5	1,5	2	2	2,5	2,5	2,5	2,5	2,5	2,5
	B MIN.	8	12	12	12	12	14	14	16	16	18	20	22
	B ₁ MIN.	13,5	18,5	18,5	18,5	18,5	20,5	20,5	22,5	24	26	28	30
	D	15,5	18,5	20	23	26	28	29	35	36	43	53	59
	D ₆ MIN.	16,5	20	21,5	24,5	27,5	30	31,5	36,5	37,5	45	55	62,5
	D ₇	10	12	14	16	18	20	22	26	27	33	42	48
	L RIF.	8	9	9	10,5	12	12	12,5	13,5	14,5	14,5	15	17,5
*O.RING	0-15080	0-23093	0-23113	0-23133	0-23153	0-23173	0-23193	0-26235	0-29235	0-29297	0-30380	0-30440	
ROND. DI RITEGNO RETAINING RING	R-10113	R-15141	R-15161	R-15181	R-15201	R-15221	R-15241	R-18289	R-20298	R-20358	R-20447	R-20507	
COPPIA DI SERRAGGIO ASSEMBLY TORQUE (N.M)	25	35	45	65	75	100	110	170	200	310	420	520	
PRESS. MAX. DI ESERCIZIO (BAR) RACCORDI DIRITTI MAX. OPER. PRES. (BAR) STRAIGHT CONNECTORS	350	350	350	350	350	300	300	280	280	280	250	210	
PRESS. MAX. DI ESERCIZIO (BAR) RACCORDI ORIENTABILI MAX. OPER. PRES. (BAR) ADJUSTABLE CONNECTORS	250	250	250	250	250	250	250	250	250	250	210	180	

*Le guarnizioni vengono eseguite in mescola NBR °SHORE-A 85 $\frac{3}{4}$ (temperatura massima d'impiego -20°C +120°C). Per applicazioni speciali pregasi consultare il nostro ufficio tecnico.
Standard O.Rings: NBR °SHORE-A 85 $\frac{3}{4}$ (Max. temp. rang. -20°C +120°C). Additional compounds available on request. For special applications, please contact our technical department.

DIMENSIONI DELLE SEDI FILETTATE THREAD PORTS DIMENSIONS



SEDI ISO 1179 PER RACCORDI CON FILETTATURA GAS CILINDRICA

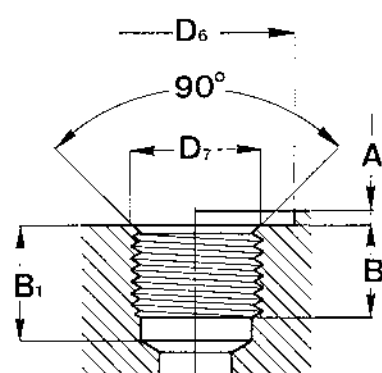
SEDI ISO 9974 PER RACCORDI CON FILETTATURA METRICA CILINDRICA

La tenuta è realizzata mediante O.Ring e rondella di ritegno. La superficie lamata deve essere perpendicolare al foro filettato. Le dimensioni di A e D6 non sono da eseguirsi, qualora la sede si trovi su una superficie che soddisfi a tali condizioni.

ISO 1179 PORTS FOR BSPP THREAD

ISO 9974 PORTS FOR METRIC PARALLEL THREAD

O.Ring and retaining ring sealing spot-faced surface must be square to thread in port. Machining operations such as A and D6 not required when port surface complies with requirements.



DIMENSIONI DELLE SEDI FILETTATE

THREAD PORTS DIMENSIONS

SEDI ISO 1179 PER RACCORDI CON FILETTATURA GAS CILINDRICA

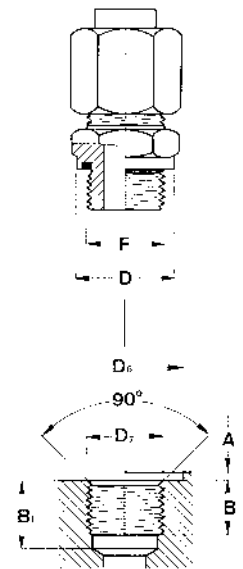
SEDI ISO 9974 PER RACCORDI CON FILETTATURA METRICA CILINDRICA

La tenuta è realizzata mediante l'elastomero.
 La superficie lamata deve essere perpendicolare al foro filettato.
 Le dimensioni di A e D₆ non sono da eseguirsi, qualora la sede si trovi su una superficie che soddisfi a tali condizioni.

ISO 1179 PORTS FOR BSPP THREAD

ISO 9974 PORTS FOR METRIC PARALLEL THREAD

The sealing take place by means of a profiled ring of elastomeric compound seated in a groove located under the hexagon.
 Spot-faced surface must be square to thread in port.
 Machining operations such as A and D₆ not required when port surface complies with requirements.



GAS - BSPP	F	1/8-28	1/4-19	3/8-19	1/2-14	3/4-14	1"-11	1"1/4-11	1"1/2-11
	DIMENSIONI DIMENSIONS								
	ØEST NOM. OD NOM.	9,73	13,16	16,66	20,96	26,44	33,25	41,91	47,80
	ØINT MIN. ID MIN.	8,6	11,45	14,95	18,65	24,12	30,3	38,95	44,85
	A MAX.	1	1,5	2	2,5	2,5	2,5	2,5	2,5
	B MIN.	8	12	12	14	16	18	20	22
	B ₁ MIN.	10	15	15	18	20	23	25	25
	D	13,9	18,9	21,9	26,9	31,9	39,9	49,9	54,9
	D ₆ MIN.	15	20	23	28	33	41	51	56
	D ₇ ^{+0,2} / ₀	9,8	13,2	16,7	21	26,5	33,3	42	47,9
	*ELASTOMERO SEAL	F-10085	F-15116	F-15147	F-15185	F-15239	F-20297	F-20388	F-20447
	COPIA DI SERRAGGIO ASSEMBLY TORQUE (N.M)	25	60	90	130	200	380	500	600
	PRESS. MAX. DI ESERCIZIO (BAR) RACCORDI DIRITTI MAX. OPER. PRES. (BAR) STRAIGHT CONNECTORS	630	630	630	420	420	420	300	300

METRICO METRIC	F	10x1	12x1,5	14x1,5	16x1,5	18x1,5	20x1,5	22x1,5	26x1,5	27x2	33x2	42x2	48x2
	DIMENSIONI DIMENSIONS												
	ØEST NOM. OD NOM.	10	12	14	16	18	20	22	26	27	33	42	48
	ØINT MIN. ID MIN.	8,9	10,3	12,3	14,3	16,3	18,3	20,3	24,3	24,8	30,8	39,8	45,8
	A MAX.	1	1,5	1,5	1,5	2	2	2,5	2,5	2,5	2,5	2,5	2,5
	B MIN.	8	12	12	12	12	14	14	16	16	18	20	22
	B ₁ MIN.	13,5	18,5	18,5	18,5	18,5	20,5	20,5	22,5	24	26	28	30
	D	13,9	16,9	18,9	21,9	23,9	25,9	26,9	31,9	31,9	39,9	49,9	54,9
	D ₆ MIN.	15	18	20	23	25	27	28	33	33	41	51	56
	D ₇	10	12	14	16	18	20	22	26	27	33	42	48
	*ELASTOMERO SEAL	F-10085	F-15098	F-15116	F-15138	F-15157	F-15178	F-15196	F-15239	F-15239	F-20297	F-20388	F-20447
	COPIA DI SERRAGGIO ASSEMBLY TORQUE (N.M)	25	35	60	75	95	135	140	150	190	340	460	560
	PRESS. MAX. DI ESERCIZIO (BAR) RACCORDI DIRITTI MAX. OPER. PRES. (BAR) STRAIGHT CONNECTORS	630	630	630	630	630	630	420	420	420	420	280	280

*Le guarnizioni vengono eseguite in mescola NBR °SHORE-A 85 (temperatura massima d'impiego -20°C +120°C). Per applicazioni speciali pregasi consultare il nostro ufficio tecnico.
 Standard O.Rings: NBR °SHORE-A 85 (Max. temp. rang. -20°C +120°C). Additional compounds available on request. For special applications, please contact our technical department.

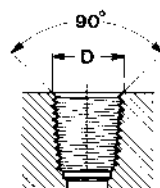
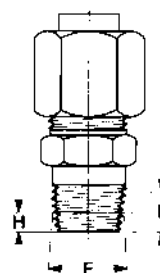
DIMENSIONI DELLE SEDI FILETTATE THREAD PORTS DIMENSIONS

SEDI SAE 476 PER RACCORDI CON FILETTATURA CONICA NPTF

Viene realizzata tra i filetti.
All'occorrenza può essere migliorata
con mezzi ausiliari.
Poichè tale accoppiamento
avviene tra le due filettature
coniche è atto a sopportare
pressioni elevate.

NPTF SAE 476 THREAD PORTS

*The sealing action being achieved
by the male and female tapered
threads is therefore suitable
to withstand high pressure.
If required the sealing action
can be enhanced with auxiliary
compounds or tapes.*



NPTF	F DIMENSIONI DIMENSIONS	1/8-27	1/4-18	3/8-18	1/2-14	3/4-14	1"-11 1/2	1"-1/4-11 1/2	1"-1/2-11 1/2
	D		10,24	13,61	17,05	21,22	26,56	33,22	41,98
H		4,1	5,8	6,1	8,1	8,6	10,2	10,7	10,7
L FILETTO UTILE WORKING THREAD		6,7	10	10,5	13,5	14	17	18	18,5

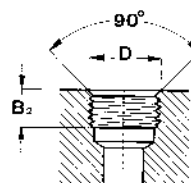
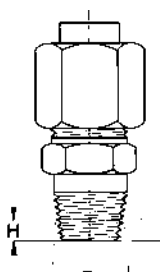
BSPT	F DIMENSIONI DIMENSIONS	1/8-28	1/4-18	3/8-19	1/2-14	3/4-14	1"-11	1"-1/4-11	1"-1/2-11
	B ₂ MIN.		5,5	8,5	8,5	10,5	13	14,5	17
D		9,72	13,15	16,66	20,95	26,44	33,24	41,91	47,80
H		4	6	6,4	8,2	9,5	10,4	12,7	12,7
L FILETTO UTILE WORKING THREAD		6,5	9,7	10,1	13,2	14,5	16,8	19,1	19,1

SEDI ISO 7 PER RACCORDI CON FILETTATURA GAS CONICA

Viene realizzata per contatto
dei filetti (accoppiamento maschio
conico-femmina cilindrica), non
consigliato per alte pressioni.

BSPT ISO 7 THREAD PORTS

*The sealing is achieved
by matching a male tapered
and female parallel threads.
This type of seal is not recommended
under high pressures.*



DIMENSIONI DELLE SEDI FILETTATE

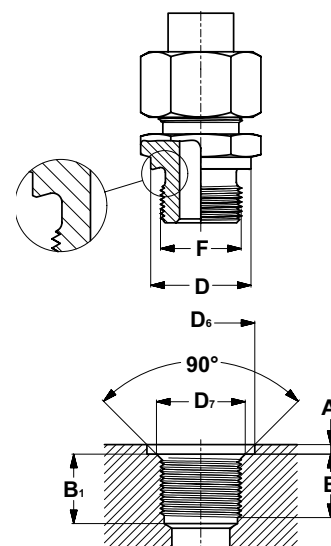
THREAD PORTS DIMENSIONS

SEDI ISO 1179-4 PER RACCORDI CON FILETTATURA GAS CILINDRICA

La tenuta è realizzata mediante superficie tagliente.
 La superficie lamata deve essere perpendicolare al foro filettato.
 Le dimensioni di A e D₆ non sono da eseguirsi, qualora la sede si trovi su una superficie che soddisfi a tali condizioni.

ISO 1179-4 PORTS FOR BSPP THREAD

The sealing is accomplished by means of cutting surface. Spot-faced surface must be square to thread in port. Machining operations such as A and D₆ not required when port surface complies with requirements.



GAS - BSPP	F DIMENSIONI DIMENSIONS	1/8-28	1/4-19	3/8-19	1/2-14	3/4-14	1"-11	1 1/4-11	1 1/2-11
		Ø EST NOM / OD NOM	9,73	13,16	16,66	20,96	26,44	33,25	41,91
Ø INT MIN / ID MIN	8,6	11,45	14,95	18,65	24,12	30,3	38,95	44,85	
A MAX	1	1,5	2	2,5	2,5	2,5	2,5	2,5	
B MIN.	8	12	12	14	16	18	20	22	
B ₁ MIN.	10	15	15	18	20	23	25	25	
D	13,8	17,8	21,8	25,8	31,8	38,8	48,8	54,8	
D ₆ MIN.	15	20	23	28	33	41	51	56	
D ₇ +0,2 0	9,8	13,2	16,7	21	26,5	33,3	42	47,9	
SR - LEGGERA LIGHT SERIES	COPPIA DI SERRAGGIO ASSEMBLY TORQUE (N.M)	18	35	70	120	180	330	540	630
	PRESS.MAX. DI ESERCIZIO (BAR) RACCORDI DIRITTI MAX. OPER. PRES. (BAR) STRAIGHT CONNECTORS	250	250	250	200	160	100	100	100
SR - PESANTE HEAVY SERIES	COPPIA DI SERRAGGIO ASSEMBLY TORQUE (N.M)	-	55	90	140	270	340	540	700
	PRESS.MAX. DI ESERCIZIO (BAR) RACCORDI DIRITTI MAX. OPER. PRES. (BAR) STRAIGHT CONNECTORS	-	400	400	400	400	250	160	160

DIMENSIONI DELLE SEDI FILETTATE THREAD PORTS DIMENSIONS

SEDI ISO 9974-3 PER RACCORDI CON FILETTATURA METRICA CILINDRICA

La tenuta è realizzata mediante superficie tagliente.

La superficie lamata deve essere perpendicolare al foro filettato.

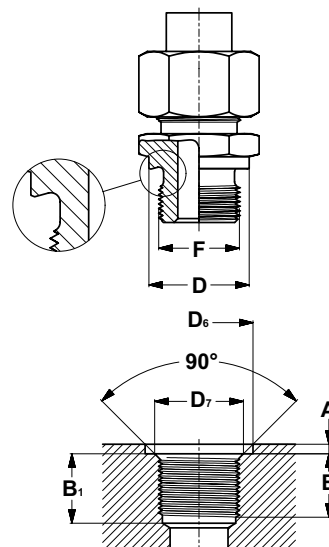
Le dimensioni di A e D₆ non sono da eseguirsi, qualora la sede si trovi su una superficie che soddisfi a tali condizioni.

ISO 9974-3 PORTS FOR METRIC PARALLEL THREAD

The sealing is accomplished by means of cutting surface.

Spot-faced surface must be square to thread in port. Machining operations such as A and D₆

not required when port surface complies with requirements.



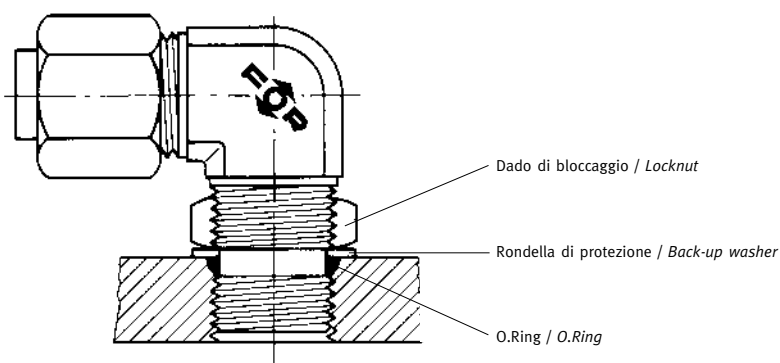
METRICO-METRIC	F DIMENSIONI DIMENSIONS	10X1	12X1,5	14X1,5	16X1,5	18X1,5	20X1,5	22X1,5	26X1,5	27X2	33X2	42X2	48X2
		Ø EST NOM / OD NOM	10	12	14	16	18	20	22	24	27	33	42
Ø INT MIN / ID MIN	8,9	10,3	12,3	14,3	16,3	18,3	20,3	24,3	24,8	30,8	39,8	45,8	
A MAX	1	1,5	1,5	1,5	2	2	2,5	2,5	2,5	2,5	2,5	2,5	
B MIN.	8	12	12	12	12	14	14	16	16	18	20	22	
B ₁ MIN.	13,5	18,5	18,5	18,5	18,5	20,5	20,5	22,5	24	26	28	30	
D	13,9	16,9	18,9	20,9	22,9	24,9	26,9	30,9	31,9	38,9	48,9	54,9	
D ₆ MIN.	15	18	20	23	25	27	28	33	33	41	51	56	
D ₇ +0,2 0	10	12	14	16	18	20	22	26	27	33	42	48	

SR. LEGGERA LIGHT SERIES	COPPIA DI SERRAGGIO ASSEMBLY TORQUE (N.M)	18	30	45	65	80	140	140	190	200	340	500	630
		PRESS.MAX. DI ESERCIZIO (BAR) RACCORDI DIRITTI MAX. OPER. PRES. (BAR) STRAIGHT CONNECTORS	250	250	250	250	250	160	160	160	160	100	100

SR. PESANTE HEAVY SERIES	COPPIA DI SERRAGGIO ASSEMBLY TORQUE (N.M)	-	35	55	70	110	150	170	270	270	410	540	700
		PRESS.MAX. DI ESERCIZIO (BAR) RACCORDI DIRITTI MAX. OPER. PRES. (BAR) STRAIGHT CONNECTORS	-	400	400	400	400	400	400	400	400	250	160

MONTAGGIO DEI RACCORDI ORIENTABILI

ASSEMBLY PROCEDURE FOR ADJUSTABLE CONNECTORS

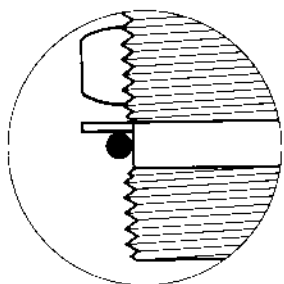


FILETTATURA:

SAE, METRICA ISO 6149, GAS JIS 2351

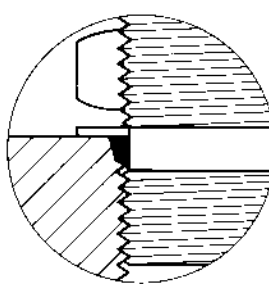
THREADS:

SAE, METRIC ISO 6149, BSPP JIS 2351



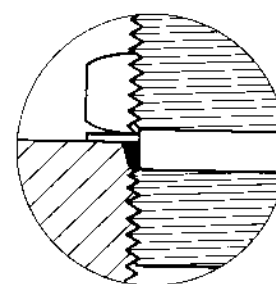
Lubrificare l'O.Ring cospargendolo con un leggero strato di olio, avvitare il dado di bloccaggio a fondo per liberare interamente la gola di scarico del filetto e controllare visivamente se la rondella di protezione può così raggiungere la posizione indicata in figura.

For adjustable positioning, O.Ring and back-up washer should be in proper position on non threaded section nearest to locknut. Lubrification of O.Ring is recommended.



Installare il raccordo nell'apposita sede senza forzarlo, fino a che la rondella di protezione entri in contatto con la superficie lavorata.

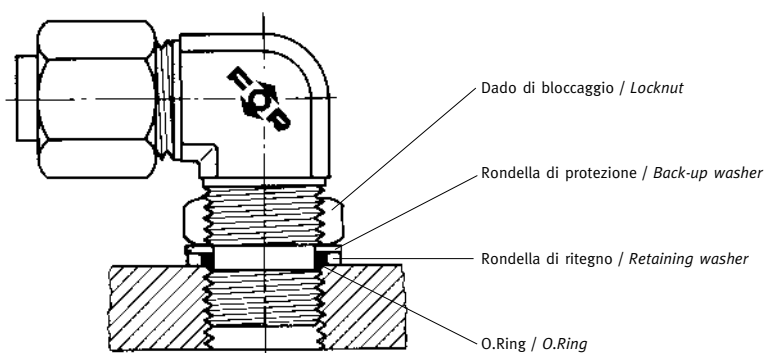
Screw fitting by hand into straight thread port until back-up washer contacts face of port.



Correggere l'orientamento girando in senso antiorario il raccordo fino ad un massimo di giro, onde raggiungere la direzione voluta, quindi mantenendo la posizione con una chiave fissa, bloccare con il dado.

To position fitting, unscrew up to one full turn then hold fitting in desired position and tighten locknut until back-up washer contacts face of port and force O.Ring within port cavity.

MONTAGGIO DEI RACCORDI ORIENTABILI ASSEMBLY PROCEDURE FOR ADJUSTABLE CONNECTORS

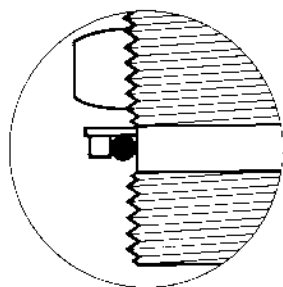


FILETTATURA:

GAS O METRICA CON RONDELLA DI RITEGNO

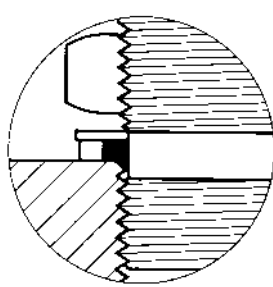
THREADS:

BSPP OR METRIC PARALLEL WITH RETAINING WASHER



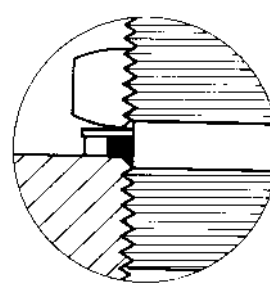
Lubrificare l'O.Ring cospargendolo con un leggero strato di olio, avvitare il dado di bloccaggio a fondo per liberare interamente la gola di scarico del filetto e controllare visivamente se la rondella di protezione può così raggiungere la posizione indicata in figura.

For adjustable positioning, O.Ring and back-up washer should be in proper position on non-threaded section nearest to locknut. Lubrification of O.Ring is recommended.



Installare il raccordo nell'apposita sede senza forzarlo, fino a che la rondella di ritegno non entri in contatto con la superficie lavorata.

Screw fitting by hand into straight thread port until check washer contacts face of port.



Correggere l'orientamento girando in senso antiorario il raccordo fino ad un massimo di un giro, onde raggiungere la direzione voluta, quindi mantenendo la posizione con la chiave fissa, bloccare con il dado.

To position fitting, unscrew up one full turn then hold fitting in desired position and tighten locknut until check washer is in contact with face of port.

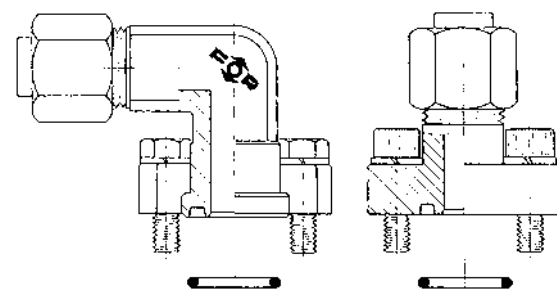
DIMENSIONI DELLE SEDI PER FLANGE

DIMENSION FOR SAE FLANGE PORTS

DIMENSIONI NOMINALI PORTS NOM. DIMS.		1/2	3/4	1"	1"1/4	1"1/2	2"		
MEDIA PRESSIONE - STANDARD PRESSURE	A	MAX.	13	19	25,5	32	38	51	
	B	±0,25	38,10	47,63	52,37	58,72	69,85	77,77	
	C	±0,25	17,48	22,23	26,19	30,18	35,71	42,88	
	D	UNC-2B	5/16-18	3/8-16	3/8-16	7/16-14	1/2-13	1/2-13	
	D	METRIC	M8	M10	M10	M10	M12	M12	
	E		54	65	70	79	94	102	
	F		46	52	59	73	83	97	
	G	MIN.	33	41	48	54	64	76	
	H	RAGGIO RADIUS	8	9	9	10	12	12	
	AA	MIN.	56	68	72	82	96	104	
	BB	MIN.	52	61	67	78	90	102	
	CC	MIN.	49	55	61	75	85	99	
	*O.RING	I.D.		18,64	24,99	32,92	37,69	47,22	56,74
		W		3,53	3,53	3,53	3,53	3,53	3,53
CODICE CODE			0-35186	0-35250	0-35329	0-35377	0-35472	0-35567	
PRESS. MAX. ESER. (MPA)			34,5	34,5	34,5	27,6	20,7	20,7	
MAX. OPER. PRES. (P.S.I.)			5000	5000	5000	4000	3000	3000	

DIMENSIONI NOMINALI PORTS NOM. DIMS.		1/2	3/4	1"	1"1/4	1"1/2	2"		
ALTA PRESSIONE - HIGH PRESSURE	A	MAX.	13	19	25,5	32	38	51	
	B	±0,25	40,49	50,80	57,15	66,68	79,38	96,82	
	C	±0,25	18,24	23,80	27,76	31,75	36,50	44,45	
	D	UNC-2B	5/16-18	3/8-16	7/16-14	1/2-13	5/8-11	3/4-10	
	D	METRIC	M8	M10	M12	M14	M16	M20	
	E		56	71	81	95	113	133	
	F		48	60	70	78	95	114	
	G	MIN.	38	48	54	60	70	86	
	H	RAGGIO RADIUS	8	10	12	14	17	18	
	AA	MIN.	59	75	84	99	116	137	
	BB	MIN.	56	70	80	90	108	128	
	CC	MIN.	53	66	75	83	101	120	
	*O.RING	I.D.		18,64	24,99	32,92	37,69	47,22	56,74
		W		3,53	3,53	3,53	3,53	3,53	3,53
CODICE CODE			0-35186	0-35250	0-35329	0-35377	0-35472	0-35567	
PRESS. MAX. ESER. (MPA)			41,4	41,4	41,4	41,4	41,4	41,4	
MAX. OPER. PRES. (P.S.I.)			6000	6000	6000	6000	6000	6000	

*Le guarnizioni vengono eseguite in miscela NBR °SHORE-A 85 (temperatura massima d'impiego -20°C +120°C). Per applicazioni speciali pregasi consultare il nostro ufficio tecnico.
Standard O.Rings: NBR °SHORE-A 85 (Max. temp. rang. -20°C +120°C). Additional compounds available on request. For special applications, please contact our technical department.

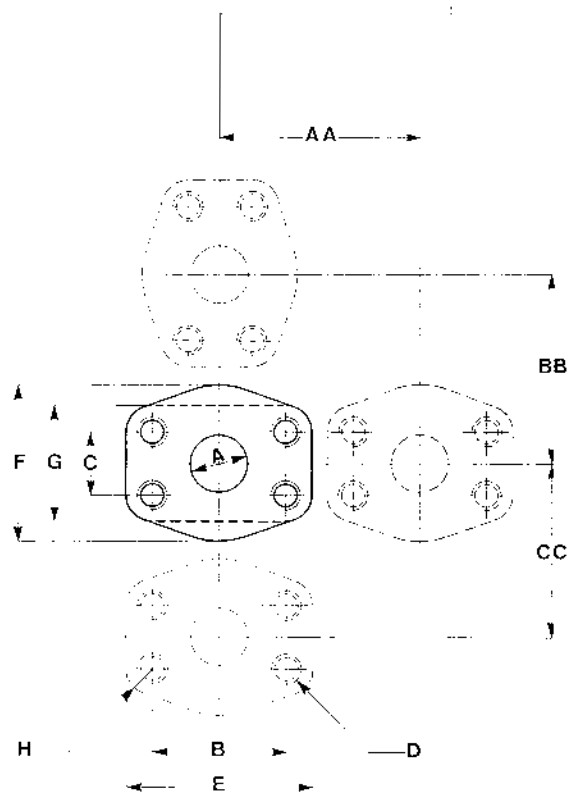


SEDI PER FLANGE SAE

Quando flange di ugual misura aventi dimensioni al limite massimo di tabella vengono utilizzate in flangiature adiacenti, le quote AA, BB, CC consentono una luce tra flangia e flangia di 1,5 mm.

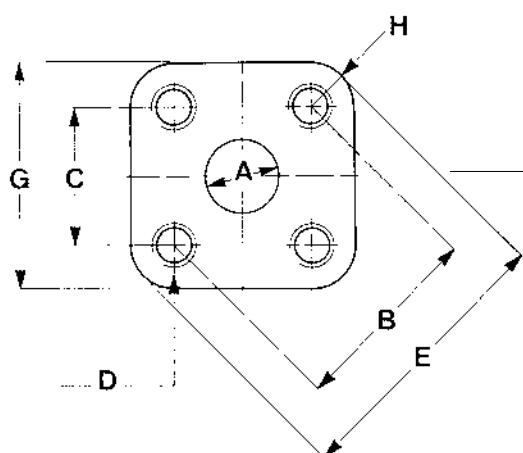
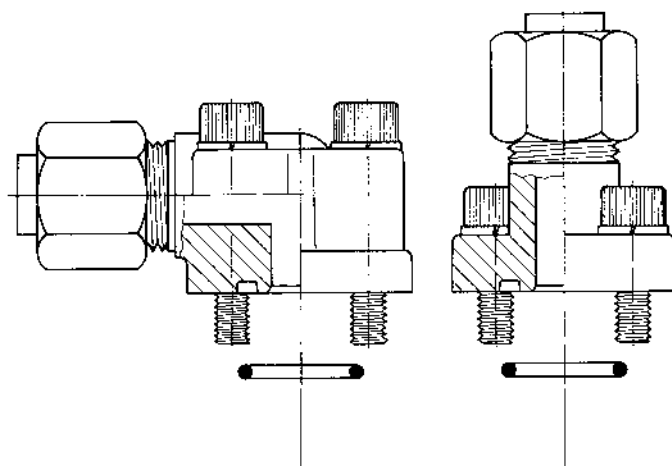
SAE FLANGE PORTS

When the same size flanges are used on adjacent ports dimensions AA, BB, CC provide 1,5 mm clearance between flanges, dimensionally on the high limit.



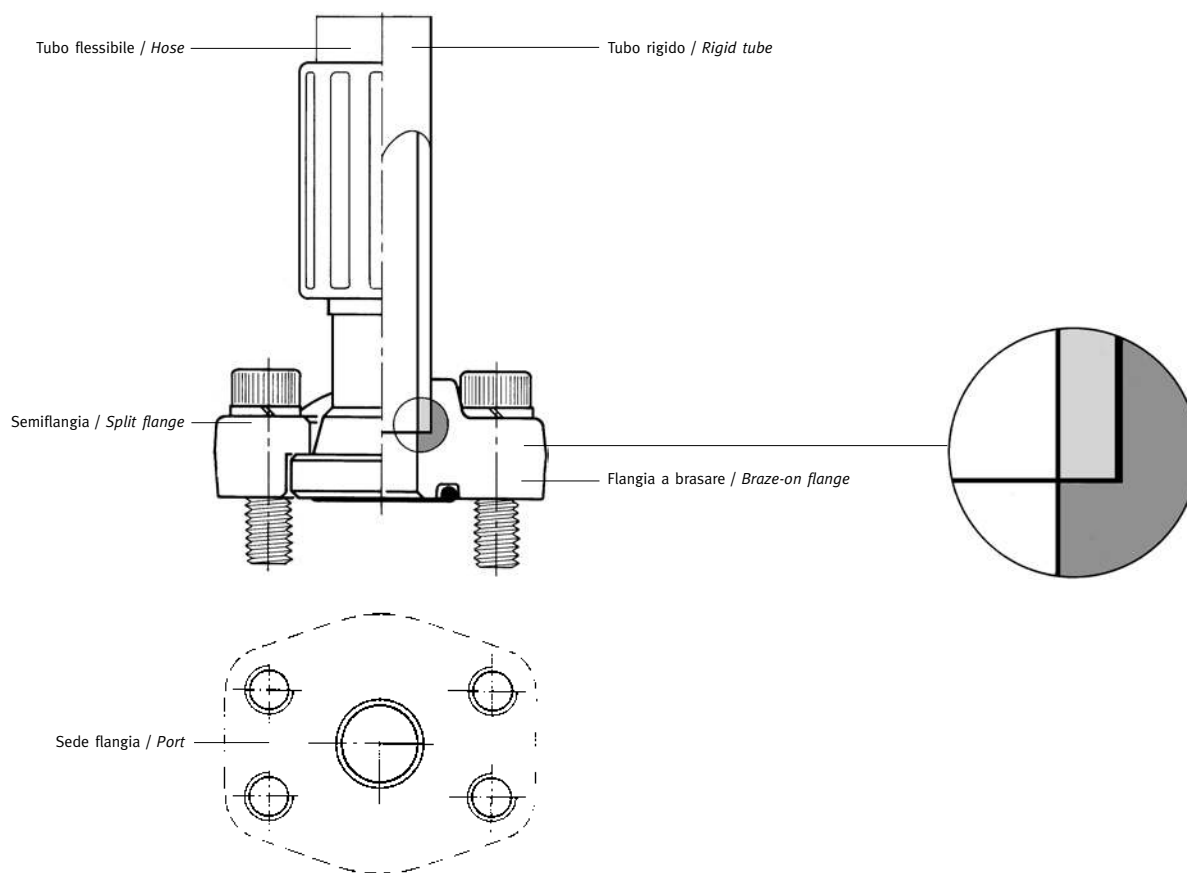
DATI GENERALI GENERAL DATA

FLANGE 3 E 4 FORI DI FISSAGGIO
FLANGES, 3 AND 4 BOLTS



DIMENSIONI NOMINALI PORTS NOM. DIMS.		10	12	15	20	25	26	31	32	40
A	MAX.	10	12	15	20	25	26	31	32	40
B	±0,2	26	30	35	40	51	55	61	62	72,5
C	±0,2	18,38	21,21	24,75	28,28	36,06	38,89	43,13	43,84	51,26
D	METRIC	M5	M6	M6	M6		M8	M10	M10	0
D	METRIC		M8	M8	M8	M10			M12	M12
E		39	47	52	57	73	73	87	87	98
G	MIN.	31,5	38	42	45	58	58	68	68	76
H	RAGGIO RADIUS	6,5	8,5	8,5	8,5	11	9	12,5	12,5	12,5
*O.RING	I.D.	13,10	15,08	18,72	23,81	31,42	32,92	37,69	37,69	46,04
	W	2,62	2,62	2,62	2,62	2,62	3,53	3,53	3,53	3,53
	CODICE CODE	0-26131	0-26151	0-26187	0-26238	0-26314	0-35329	0-35377	0-35377	0-35460

*Le guarnizioni vengono eseguite in miscela NBR °SHORE-A 85 (temperatura massima d'impiego -20°C +120°C). Per applicazioni speciali pregasi consultare il nostro ufficio tecnico.
Standard O.Rings: NBR °SHORE-A 85 (Max. temp. rang. -20°C +120°C). Additional compounds available on request. For special applications, please contact our technical department.



MATERIALI

Le flange vengono costruite in acciaio ricavandole da grezzi di stampaggio.

I riferimenti di catalogo includono nella fornitura le guarnizioni O.Ring i cui codici e dimensioni sono riportati nelle tabelle illustrative delle rispettive sedi, le viti di fissaggio non sono disponibili. Flange con alloggiamenti per tubi in pollici o comunque aventi diametri diversi da quelli disponibili a tabella, sono oggetto di fornitura previa specifica richiesta al nostro ufficio tecnico.

MATERIAL

Flanges are machined-out of steel forgings.

Catalogue items are comprehensive of standard O.Ring whose reference numbers and dimensions are given in the tables showing the relevant ports. Bolts are not available from FOR. Inch tube flanges or flanges for tube diameters other than those listed could be supplied upon request by our technical department.

TIPO TYPE	SAE SAE	ALTRE OTHER
FLANGE 90° CONTROFLANGE FLANGES COUNTER-FLANGES 90°-FLANGES	CARICO MINIMO DI SNERVAMENTO 331 MPA MINIMUM YIELD 331 MPA	CARICO MINIMO DI SNERVAMENTO 220 MPA MINIMUM YIELD 220 MPA
SEMIFLANGE - SERIE STANDARD - ALTA PRESSIONE - SPLIT FLANGES - STANDARD SERIES - HIGH PRESSURE	CARICO MINIMO DI SNERVAMENTO 414 MPA ALLUNGAMENTO MINIMO 3% CARICO MINIMO 331 MPA ALLUNGAMENTO MINIMO 3% MINIMUM YIELD 414 MPA MINIMUM ELONGATION 3% MINIMUM YIELD 331 MPA MINIMUM ELONGATION 3%	

ATTREZZATURE EQUIPMENT AND TOOLING

Vengono qui rappresentate macchine ed attrezzature studiate per realizzare sull'estremità dei tubi quelle forme previste dai diversi sistemi di connessione tubo-raccordo precedentemente rappresentati. Al fine di soddisfare quanto possibile le diverse esigenze della nostra clientela offriamo una gamma di macchine che per loro caratteristiche tecniche ed applicative consentono una scelta mirata in funzione dell'utilizzo e delle necessità che si vogliono soddisfare. Ciascuna macchina dovrà essere corredata da una serie di morsetti scelti in base ai diametri di tubo che si intende lavorare e pertanto all'atto dell'ordinazione sarà utile specificare tipo di macchina ed attrezzature di corredo, identificandole con i loro codici di riferimento.

Here we presents a set of performing machines and related tooling to form tube ends to match connecting system as illustrated in the preceding pages. To meet our customer's needs, we have selected a range of machines suited to a variety of requirements. Each machine is to be fitted with a set of tube clamps. On ordering, do not forget to quote the relevant part code number.

SFo88

Oleodinamica a mano per svasatura a 37° di tubi in mm da 6 a 38
dimensioni d'ingombro in mm
400 x 290 x 130 - peso in Kg. 54.

SFo88

Hydraulic, hand operated suited to flare 37 deg. tubes from O.D. 6 mm to O.D. 38 mm. Overall dimensions 400 x 290 x 180 mm - weight 54 Kg.



ATTREZZATURE
EQUIPMENT AND TOOLING

SF099

Oleodinamica elettrica per svasatura a 37° di tubi in mm da 6 a 38 dimensioni d'ingombro in mm 600 x 430 x 220 - peso Kg. 74.

SF099

Hydraulic, electric power operated, suited to flare 37 deg. tubes from O.D. 6 mm to O.D. 38 mm. Overall dimensions 600 x 430 x 220 mm - weight 74 Kg.

MORSETTI PER SF088 - SF099

CLAMPS FOR SF088 - SF099



CARATTERISTICHE TECNICHE

IMPIANTO ELETTRICO

TECHNICAL CHARACTERISTICS

POWER SUPPLY

VOLTAGGIO NOM. RATED VOLTAGE	AMPERAGGIO NOM. RATER CURRENT	POTENZA POWER
FASI 380 v 3 + n 50 Hz PHASE	1,4 AMP	0,7kw

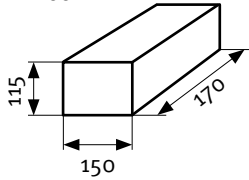
T Ø EST. TUBO TUBE O.D.	RIFERIMENTO REFERENCE
MM.	
6	MA8806
8	MA8808
10	MA8810
12	MA8812
14	MA8814
15	MA8815
16	MA8816
18	MA8818
20	MA8820
22	MA8822
25	MA8825
30	MA8830
32	MA8832
38	MA8838



IMBALLI PACKING

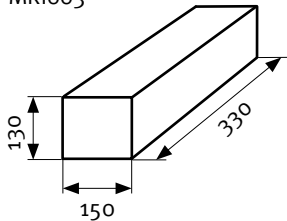
Tipo / Type

MR1002



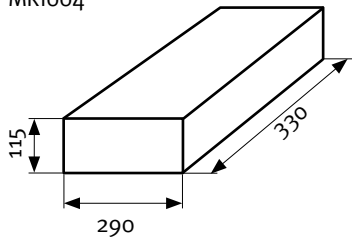
Tipo / Type

MR1003



Tipo / Type

MR1004



FORPACK STANDARD

Le scatole FORPACK sono gli unici tipi di imballo da noi utilizzati per evadere le ordinazioni della nostra clientela; trattasi di confezioni in cartone pressato di grande robustezza, disponibili in tre dimensioni standard.

Come si può facilmente rilevare dal dimensionamento dei tre formati essi sono stati realizzati in questa progressione geometrica per consentire nel modo più razionale lo sfruttamento dello spazio disponibile; la parte anteriore della scatola, sulla cui facciata viene riportato il codice del raccordo, consente un'apertura di max. 45° per permettere il prelievo di beni da parte dell'operatore o riutilizzatore evitandone la fuoriuscita.

Queste caratteristiche di funzionalità e robustezza consentiranno ai nostri clienti l'immediato utilizzo dei raccordi nei loro magazzini o linee di montaggio senza dover ricorrere all'individuazione dei particolari e successivi travasi in altri contenitori.

FORPACK STANDARD

Is FOR standard packing system. These boxes made of sturdy, pressed cardboard are available in three modular standard sizes.

The front lid bears the fitting code number and may be opened to 45 deg. angle to allow storeman or on-line assemblers to take out fittings freely without dispersing them. Furthermore, these boxes can be immediately transferred on store shelves or assembly lines without additional handling.





750 mm

Pallettizzazione delle scatole
per trasporti via terra
Peso max. 1000 Kg.

*Road or rail pallet system
max. gross weight 1000 Kg.*

Pallettizzazione delle scatole
per trasporti via mare
Peso max. 1000 Kg.

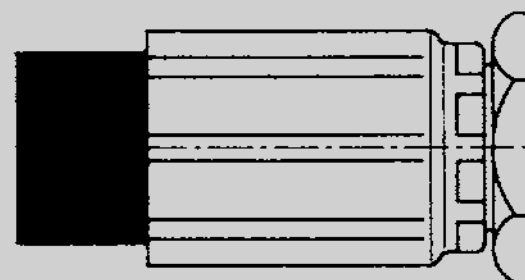
*Sea freight shipment
max. gross weight 1000 Kg.*



750 mm

800 mm

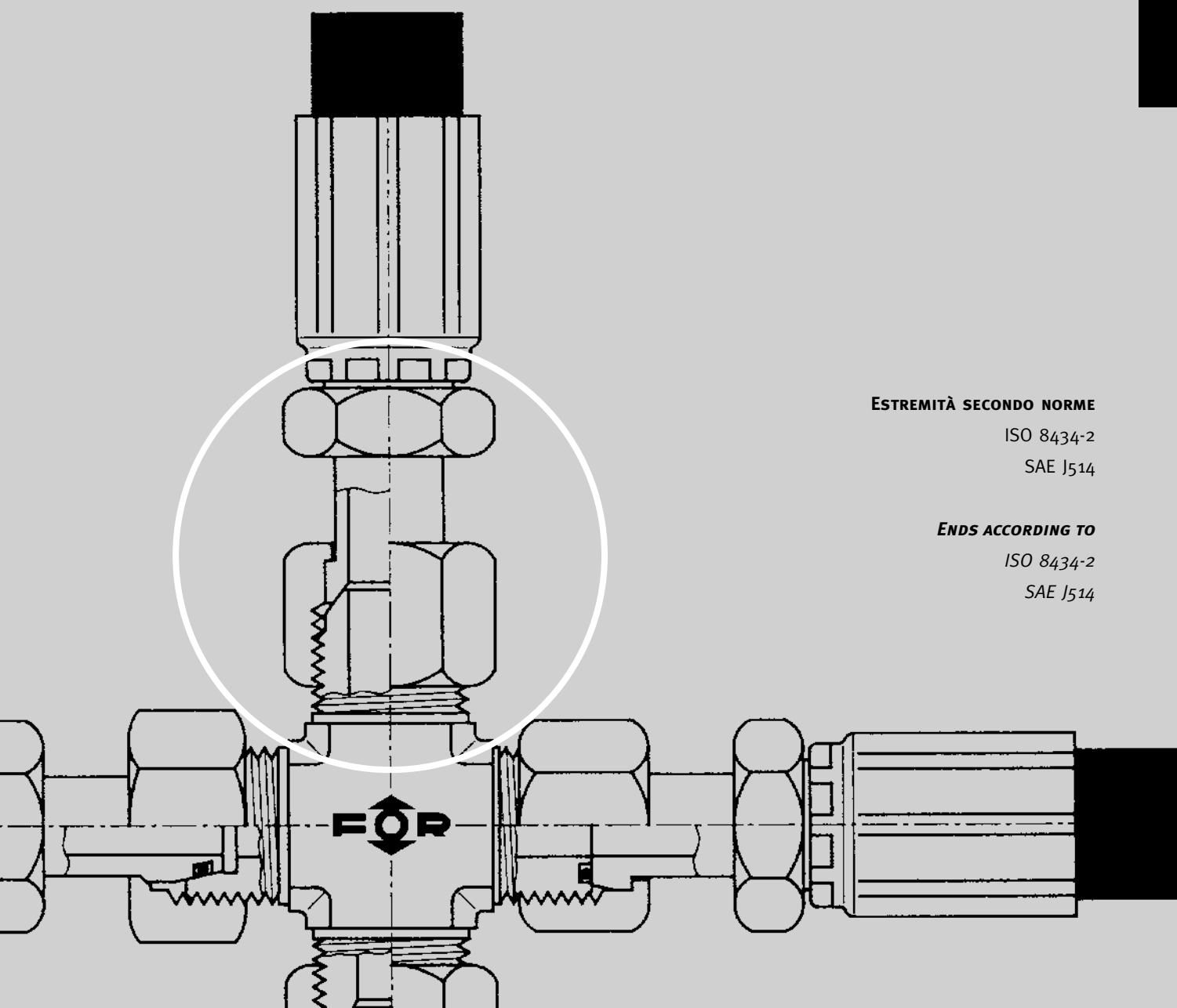
1200 mm



1° PARTE / PART 1

RACCORDI PER TUBI SVASATI - 37°

37° - FLARED TUBE CONNECTORS



ESTREMITÀ SECONDO NORME

ISO 8434-2

SAE J514

ENDS ACCORDING TO

ISO 8434-2

SAE J514

INDICE FIGURATIVO

VISUAL INDEX

59 101000

Bussola
Sleeve



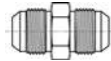
59 101011

Dado
Nut



60 102001

Giunzione diritta
JIC cono 37° - JIC cono 37°
Union JIC - JIC



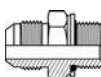
61 102012

Terminale diritto
JIC cono 37° - SAE UNF-UN
per sedi ISO 11926
Connector male JIC - SAE UNF-UN
with O.R. ISO 11926 ports



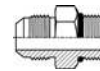
62 102023

Terminale diritto
JIC cono 37° - GAS cil. (BSPP)
con O.R. e rondella
per sedi ISO 1179
Connector male JIC - BSPP
with O.R. and retaining ring
ISO 1179 ports



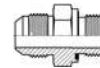
63 102375

Terminale diritto
JIC cono 37° - GAS cil. (JIS)
con O.R. per sedi JIS 2351
Connector male JIC - male JIS
with O.R. JIS 2351 ports



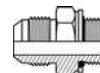
64 102034

Terminale diritto
JIC cono 37° - GAS cil. (BSPP)
con tenuta ad elastomero
per sedi ISO 1179
Connector male JIC - BSPP
with elastomer seal
ISO 1179 ports



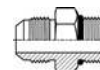
65 102067

Terminale diritto
JIC cono 37° - Metrico cil.
con O.R. e rondella
per sedi ISO 9974
Connector male JIC - Metric
with O.R. and retaining ring
ISO 9974 ports



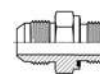
66 102319

Terminale diritto
JIC cono 37° - Metrico cil.
con O.R. per sedi ISO 6149
Connector male JIC - male Metric
with O.R. ISO 6149 ports



67 102078

Terminale diritto
JIC cono 37° - Metrico cil.
con tenuta ad elastomero
per sedi ISO 9974
Connector male JIC - Metric
with elastomer seal
ISO 9974 ports





INDICE FIGURATIVO VISUAL INDEX

68 102166

Terminale diritto femmina
JIC cono 37° - maschio
SAE UNF-UN per sedi ISO 11926
*Connector swivel female
JIC - male SAE UNF-UN
with O.R. ISO 11926 ports*



69 102177

Terminale diritto femmina
JIC cono 37° - maschio
GAS cil. (BSPP) con O.R. e rondella
per sedi ISO 1179
*Connector swivel female
JIC - male BSPP
with O.R. and retaining ring
ISO 1179 ports*



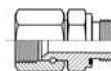
70 102386

Terminale diritto femmina
JIC cono 37° - maschio
GAS cil. (JIS) con O.R.
per sedi JIS 2351
*Connector swivel female
JIC - male JIS
with O.R. JIS 2351 ports*



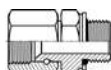
70 102188

Terminale diritto femmina
JIC cono 37° - maschio
GAS cil. (BSPP) con tenuta
ad elastomero per sedi ISO 1179
*Connector swivel female
JIC - male BSPP
with elastomer seal ISO 1179 ports*



71 102209

Terminale diritto femmina
JIC cono 37° - maschio
Metrico cil. con O.R. e rondella
per sedi ISO 9974
*Connector swivel female
JIC - male Metric
with O.R. and retaining ring
ISO 9974 ports*



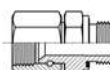
71 102331

Terminale diritto femmina
JIC cono 37° - maschio
Metrico cil. con O.R.
per sedi ISO 6149
*Connector swivel female
JIC - male Metric
with O.R. ISO 6149 ports*



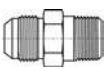
72 102210

Terminale diritto femmina
JIC cono 37° - maschio
Metrico cil. con tenuta
ad elastomero per sedi ISO 9974
*Connector swivel female
JIC - male Metric
with elastomer seal
ISO 9974 ports*



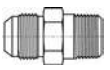
73 102100

Terminale diritto
JIC cono 37° - NPTF
per sedi SAE 476
*Connector male
JIC - NPTF taper SAE 476 ports*



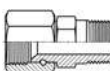
74 102111

Terminale diritto
JIC cono 37° - GAS conico (BSPT)
per sedi ISO 7
*Connector male
JIC - BSPT taper ISO 7 ports*



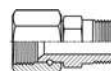
75 102232

Terminale diritto femmina
JIC cono 37° - maschio
NPTF per sedi SAE 476
*Connector swivel female
JIC - male NPTF taper
SAE 476 ports*



76 102243

Terminale diritto femmina
JIC cono 37° - maschio
GAS conico (BSPT)
per sedi ISO 7
*Connector swivel female
JIC - male BSPT taper
ISO 7 ports*



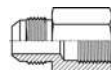
76 102133

Giunzione diretta maschio
JIC cono 37° - femmina NPTF
*Adapter male JIC - female
NPTF taper*



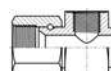
77 102144

Giunzione diretta maschio
JIC cono 37° - femmina
GAS cil. (BSPP)
Adapter male JIC - female BSPP



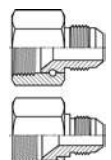
77 102407

Giunzione diretta maschio
JIC cono 37° - femmina JIC cono 37°
e attacco femmina BSPP
per presa di pressione
*Straight union fitting male/female
JIC 37° cone + BSP port for
pressure test point*



78 102265

Giunzione diretta femmina
JIC cono 37° - maschio
JIC cono 37°
Reducer male - female JIC



INDICE FIGURATIVO

VISUAL INDEX

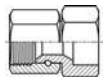
79 102276

Giunzione diritta maschio
JIC cono 37° - sede a saldare
Braze connector male JIC



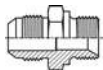
80 102287

Giunzione diritta femmina
JIC cono 37° - sede a saldare
Braze connector female JIC



81 102353

Terminale diritto JIC cono 37° -
maschio
GAS cil. (BSPP)
con cono interno 60°
per sedi ISO 8434-6
*Connector male
JIC - male BSPP 60°
ISO 8434-6 ports*



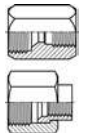
82 102342

Portamanometro maschio
JIC cono 37° - femmina
GAS cil. (BSPP)
*Manometer connector
male JIC - female BSPP*



82 102298

Portamanometro femmina
JIC cono 37° - femmina
GAS cil. (BSPP)
*Manometer connector
female JIC - male BSPP*



83 101022

Tappo maschio JIC
JIC Male plug



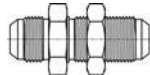
83 101033

Tappo femmina JIC
JIC Female plug



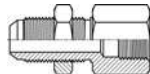
84 103002

Giunzione diritta passaparatia
JIC cono 37° - JIC cono 37°
*Bulkhead union male
JIC - JIC*



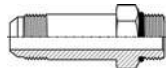
84 103013

Giunzione diritta passaparatia
JIC cono 37° - femmina NPTF
*Bulkhead union male
JIC - female NPTF*




85 104014

Prolunga diritta
JIC cono 37° - SAE UNF-UN
per sedi ISO 11926
*Long connector male
JIC - male SAE UNF-UN
with O.R. ISO 11926 ports*



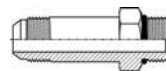
86 104025

Prolunga diritta
JIC cono 37° - GAS cil. (BSPP)
con O.R. e rondella
per sedi ISO 1179
*Long connector male
JIC - male BSPP
with O.R. and retaining ring
ISO 1179 ports*




87 104124

Prolunga diritta
JIC cono 37° - GAS cil. (JIS)
con O.R. per sedi JIS 2351
*Long connector male
JIC - male JIS
with O.R. JIS 2351 ports*



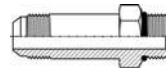
87 104058

Prolunga diritta
JIC cono 37° - Metrico cil.
con O.R. e rondella
per sedi ISO 9974
*Long connector male
JIC - male Metric
with O.R. and retaining ring
ISO 9974 ports*



88 104092

Prolunga diritta
JIC cono 37° - Metrico cil.
con O.R. per sedi ISO 6149
*Long connector male
JIC - male Metric
with O.R. ISO 6149 ports*



88 105004

Giunzione 45° maschio
JIC cono 37° - femmina
JIC cono 37°
*45° elbow union male
JIC - swivel female JIC*




89 105015

Terminale orientabile 45°
 JIC cono 37° - SAE UNF-UN
 per sedi ISO 11926
 45° (ADJ) elbow male
 JIC - male SAE UNF-UN
 with O.R. ISO 11926 ports


90 105026

Terminale orientabile 45°
 JIC cono 37° - GAS cil. (BSPP)
 con O.R. e rondella per sedi ISO 1179
 45° (ADJ) elbow male JIC - male BSPP
 with O.R. and retaining ring
 ISO 1179 ports


91 105093

Terminale orientabile 45°
 JIC cono 37° - GAS cil. (JIS)
 con O.R. per sedi JIS 2351
 45° (ADJ) elbow male
 JIC - male JIS
 with O.R. JIS 2351 ports


92 105037

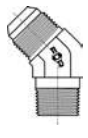
Terminale orientabile 45° JIC cono
 37° - Metrico cil. con O.R. e rondella
 per sedi ISO 9974
 45° (ADJ) elbow male JIC - male
 Metric with O.R. and retaining ring
 ISO 9974 ports


93 105082

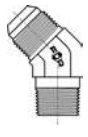
Terminale orientabile 45°
 JIC cono 37° - Metrico cil.
 con O.R. per sedi ISO 6149
 45° (ADJ) elbow male
 JIC - male Metric
 with O.R. ISO 6149 ports


94 105048

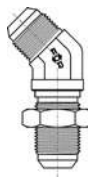
Terminale 45°
 JIC cono 37° - NPTF
 per sedi SAE 476
 45° elbow male
 JIC - male NPTF taper
 SAE 476 ports


95 105059

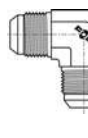
Terminale 45°
 JIC cono 37° - GAS conico (BSPT)
 per sedi ISO 7
 45° elbow male
 JIC - male BSPT taper ISO 7 ports


96 106005

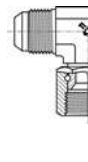
Giunzione 45° passaparatia
 JIC cono 37° - JIC cono 37°
 45° bulkhead elbow male
 JIC - JIC


96 107006

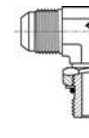
Giunzione 90°
 JIC cono 37° - JIC cono 37°
 90° elbow male
 JIC - JIC


97 107017

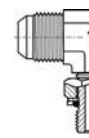
Giunzione 90° maschio
 JIC cono 37° - femmina
 JIC cono 37°
 90° elbow male
 JIC - swivel female JIC


98 107028

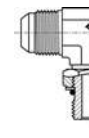
Terminale orientabile 90°
 JIC cono 37° - SAE UNF-UN
 per sedi ISO 11926
 90° (ADJ) elbow male JIC - male
 SAE UNF-UN with O.R.
 ISO 11926 ports


99 107039

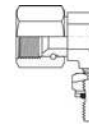
Terminale orientabile 90°
 JIC cono 37° - GAS cil. (BSPP)
 con O.R. e rondella per sedi ISO 1179
 90° (ADJ) elbow male JIC - male BSPP
 with O.R. and retaining ring
 ISO 1179 ports


100 107194

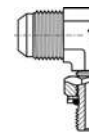
Terminale orientabile 90°
 JIC cono 37° - GAS cil. (JIS)
 con O.R. per sedi JIS 2351
 90° (ADJ) elbow male
 JIC - male JIS with O.R. JIS 2351 ports


101 107183

Terminale orientabile 90°
 femmina JIC cono 37° - GAS cil.
 (BSPP) con O.R. e rondella
 per sedi ISO 1179
 90° (ADJ) elbow swivel female JIC
 male BSPP with O.R. and retaining
 ring ISO 1179 ports


102 107040

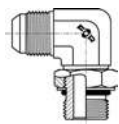
Terminale orientabile 90° JIC cono
 37° - Metrico cil. con O.R. e rondella
 per sedi ISO 9974
 90° (ADJ) elbow male JIC - male
 Metric with O.R. and retaining ring
 ISO 9974 ports



INDICE FIGURATIVO
VISUAL INDEX

103 107161

Terminale orientabile 90°
JIC cono 37° - Metrico cil.
con O.R. per sedi ISO 6149
90° (ADJ) elbow male
JIC - male Metric
with O.R. ISO 6149 ports



104 107051

Terminale 90°
JIC cono 37° - NPTF
per sedi SAE 476
90° elbow male
JIC - male NPTF
taper SAE 476 ports



105 107062

Terminale 90°
JIC cono 37° - GAS conico (BSPT)
per sedi ISO 7
90° elbow male
JIC - male BSPT
taper ISO 7 ports



106 107084

Giunzione 90°
JIC cono 37° - femmina NPTF
90° elbow male
JIC - female NPTF



106 107095

Giunzione 90°
JIC cono 37° - femmina
Gas cil. (BSPP)
90° elbow male
JIC - female BSPP



107 107116

Giunzione 90° maschio
JIC cono 37° - sede a saldare
90° elbow male
JIC - braze female



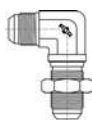
107 107127

Giunzione 90° maschio
JIC cono 37° - codolo a saldare
90° elbow male
JIC - butt weld



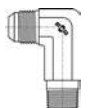
108 108007

Giunzione 90° passaparatia
JIC cono 37° - JIC cono 37°
90° bulkhead elbow
male JIC - JIC



108 109008

Terminale lungo 90°
JIC cono 37° - NPTF
per sedi SAE 476
90° long elbow male
JIC - male NPTF
taper SAE 476 ports



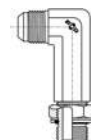
109 110000

Prolunga orientabile 90°
JIC cono 37° - SAE UNF-UN
per sedi ISO 11926
90° (ADJ) long elbow male
JIC - male SAE UNF-UN
with O.R. ISO 11926 ports



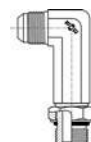
110 110011

Prolunga orientabile 90°
JIC cono 37° - GAS cil. (BSPP)
con O.R. e rondella per sedi ISO 1179
90° (ADJ) long elbow male
JIC - male BSPP with O.R. and
retaining ring nISO 1179 ports



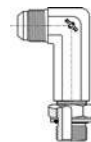
111 110088

Prolunga orientabile 90°
JIC cono 37° - GAS cil. (JIS)
con O.R. per sedi JIS 2351
90° (ADJ) long elbow male
JIC - male JIS
with O.R. JIS 2351 ports



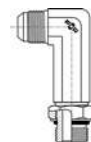
112 110022

Prolunga orientabile 90° JIC cono 37°
- Metrico cil. con O.R. e rondella per
sedi ISO 9974
90° (ADJ) long elbow male JIC - male
Metric ith O.R. and retaining ring
ISO 9974 ports



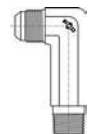
113 110077

Prolunga orientabile 90°
JIC cono 37° - Metrico cil.
con O.R. per sedi ISO 6149
90° (ADJ) long elbow male
JIC - male Metric
with O.R. ISO 6149 ports



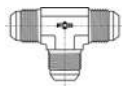
114 110033

Prolunga 90°
JIC cono 37° - NPTF
per sedi SAE 476
90° long elbow male
JIC - male NPTF
taper SAE 476 ports

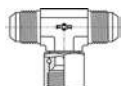



115 111001

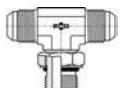
Giunzione a "T" maschi
 JIC cono 37°
Union tee male JIC


116 111012

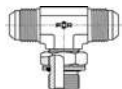
Giunzione a "T" maschi
 JIC cono 37° - femmina JIC cono 37°
Swivel nut branch tee male JIC


117 111023

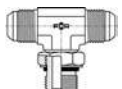
Terminale orientabile a "T"
 JIC cono 37° - SAE UNF-UN
 per sedi ISO 11926
*Branch (ADJ) tee male
 JIC - male SAE UNF-UN
 with O.R. ISO 11926 ports*


118 111034

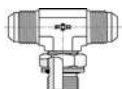
Terminale orientabile a "T"
 JIC cono 37° - GAS cil. (BSPP)
 con O.R. e rondella
 per sedi ISO 1179
*Branch (ADJ) tee male
 JIC - male BSPP
 with O.R. and retaining ring
 ISO 1179 ports*


119 111166

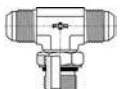
Terminale orientabile a "T"
 JIC cono 37° - GAS cil. (JIS)
 con O.R. per sedi JIS 2351
*Branch (ADJ) tee male
 JIC - male JIS
 with O.R. JIS 2351 ports*


120 111045

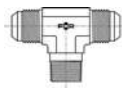
Terminale orientabile a "T"
 JIC cono 37° - Metrico cil.
 con O.R. e rondella
 per sedi ISO 9974
*Branch (ADJ) tee male
 JIC - male Metric
 with O.R. and retaining ring
 ISO 9974 ports*


121 111122

Terminale orientabile a "T"
 JIC cono 37° - Metrico cil.
 con O.R. per sedi ISO 6149
*Branch (ADJ) tee male
 JIC - male Metric
 with O.R. ISO 6149 ports*


121 111056

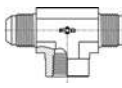
Terminale a "T"
 JIC cono 37° - NPTF
 per sedi SAE 476
*Branch tee male
 JIC - male NPTF
 taper ISO 476 ports*


122 111067

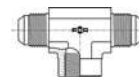
Terminale a "T"
 JIC cono 37° - GAS conico (BSPT)
 per sedi ISO 7
*Branch tee male
 JIC - male BSPT
 taper ISO 7 ports*


122 111089

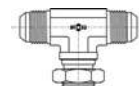
Giunzione a "T" maschi
 JIC cono 37° - femmina NPTF
*Branch tee male
 JIC - female NPTF*


123 111090

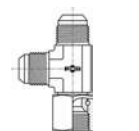
Giunzione a "T" maschi
 JIC cono 37° - femmina
 GAS cil. (BSPP)
*Branch tee male
 JIC - female BSPP*


123 112002

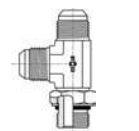
Giunzione a "T" passaparatia
 maschi JIC cono 37°
Bulkhead branch tee male JIC


124 113003

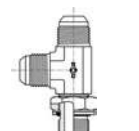
Giunzione a "L" maschi
 JIC cono 37° - femmina
 JIC cono 37°
*Swivel nut run tee male
 JIC - female JIC*


125 113014

Terminale orientabile a "L"
 JIC cono 37° - SAE UNF-UN
 per sedi ISO 11926
*Run (ADJ) tee male
 JIC - male SAE UNF-UN
 with O.R. ISO 11926 ports*


126 113025

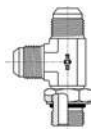
Terminale orientabile a "L"
 JIC cono 37° - GAS cil. (BSPP)
 con O.R. e rondella per sedi ISO 1179
*Run (ADJ) tee male
 JIC - male BSPP with O.R.
 and retaining ring ISO 1179 ports*



INDICE FIGURATIVO
VISUAL INDEX

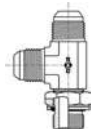
127 113135

Terminale orientabile ad "L"
JIC cono 37° - GAS cil. (JIS)
con O.R. per sedi JIS 2351
Run (ADJ) tee male
JIC - male JIS
with O.R. JIS 2351 ports



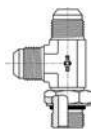
128 113036

Terminale orientabile a "L"
JIC cono 37° - Metrico cil.
con O.R. e rondella
per sedi ISO 9974
Run (ADJ) tee male JIC - male Metric
with O.R. and retaining ring
ISO 9974 ports



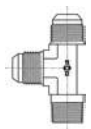
129 113113

Terminale orientabile ad "L"
JIC cono 37° - Metrico cil. con O.R.
per sedi ISO 6149
Run (ADJ) tee male
JIC - male Metric
with O.R. ISO 6149



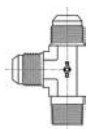
130 113047

Terminale a "L"
JIC cono 37° - NPTF
per sedi SAE 476
Run tee male
JIC - male NPTF
taper SAE 476 ports



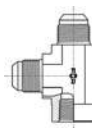
131 113058

Terminale a "L"
JIC cono 37° - GAS conico (BSPT)
per sedi ISO 7
Run tee male
JIC - male BSPT
taper ISO 7 ports



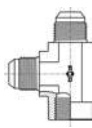
131 113070

Giunzione a "L" maschi
JIC cono 37° - femmina NPTF
Run tee male
JIC - female NPTF



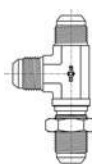
132 113081

Giunzione a "L" maschi
JIC cono 37° - femmina
GAS cil. (BSPP)
Run tee male
JIC - female BSPP



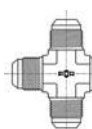
133 114004

Giunzione a "L" passaparatia
maschi JIC cono 37°
Bulkhead run tee male JIC



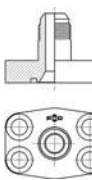
133 115005

Giunzione a croce maschi
JIC cono 37°
Union cross male JIC



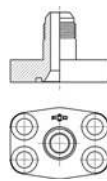
134 402008

Flangia diritta maschio
JIC cono 37° - SAE 3000 PSI
Straight male
JIC - SAE 3000 PSI flange



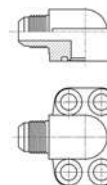
134 402503

Flangia diritta maschio
JIC cono 37° - SAE 6000 PSI
Straight male
JIC - SAE 6000 PSI flange



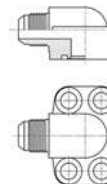
135 407035

Flangia 90° maschio
JIC cono 37° - SAE 3000 PSI
90° male
JIC - SAE 3000 PSI flange



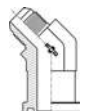
135 407530

Flangia 90° maschio
JIC cono 37° - SAE 6000 PSI
90° male
JIC - SAE 6000 PSI flange



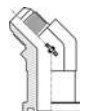
136 405001

Flangia 45° orientabile maschio
JIC cono 37° - SAE 3000 PSI
45° (ADJ) male
JIC - SAE 3000 PSI flange



136 405506

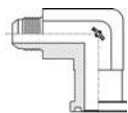
Flangia 45° orientabile maschio
JIC cono 37° - SAE 6000 PSI
45° (ADJ) male
JIC - SAE 6000 PSI flange





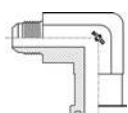
137 407002

Flangia 90° orientabile maschio
 JIC cono 37° - SAE 3000 PSI
 90° (ADJ) male
 JIC - SAE 3000 PSI flange



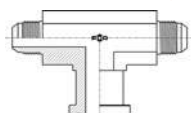
137 407507

Flangia 90° orientabile maschio
 JIC cono 37° - SAE 6000 PSI
 90° (ADJ) male
 JIC - SAE 6000 PSI flange



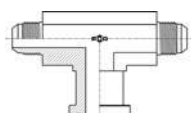
138 411006

Flangia a "T" orientabile
 maschi JIC cono 37° - SAE 3000 PSI
 Branch (ADJ) tee male
 JIC - SAE 3000 PSI flange



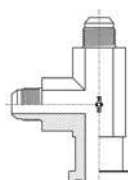
138 411501

Flangia a "T" orientabile maschi
 JIC cono 37° - SAE 6000 PSI
 Branch (ADJ) tee male
 JIC - SAE 6000 PSI flange



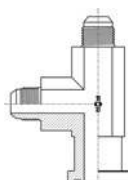
139 413008

Flangia a "L" orientabile maschi
 JIC cono 37° - SAE 3000 PSI
 Run (ADJ) tee male
 JIC - SAE 3000 PSI flange



139 413503

Flangia a "L" orientabile maschi
 JIC cono 37° - SAE 6000 PSI
 Run (ADJ) tee male
 JIC - SAE 6000 PSI flange



140 402130

Flangia diritta maschio
 JIC cono 37° - interasse metrico
 4 fori per viti standard
 Straight male
 JIC - 4 bolts metric flange std. screw



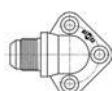
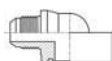
140 402131

Flangia diritta maschio
 JIC cono 37° - interasse metrico
 4 fori per viti maggiorate
 Straight male
 JIC - 4 bolts metric flange heavy screw



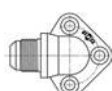
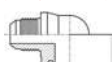
141 407123

Flangia 90° maschio
 JIC cono 37° - interasse metrico
 3 fori per viti standard
 90° male JIC - 3 bolts metric
 flange std. screw



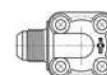
141 407124

Flangia 90° maschio
 JIC cono 37° - interasse metrico
 3 fori per viti maggiorate
 90° male JIC - 3 bolts metric
 flange heavy screw



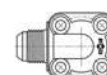
142 407167

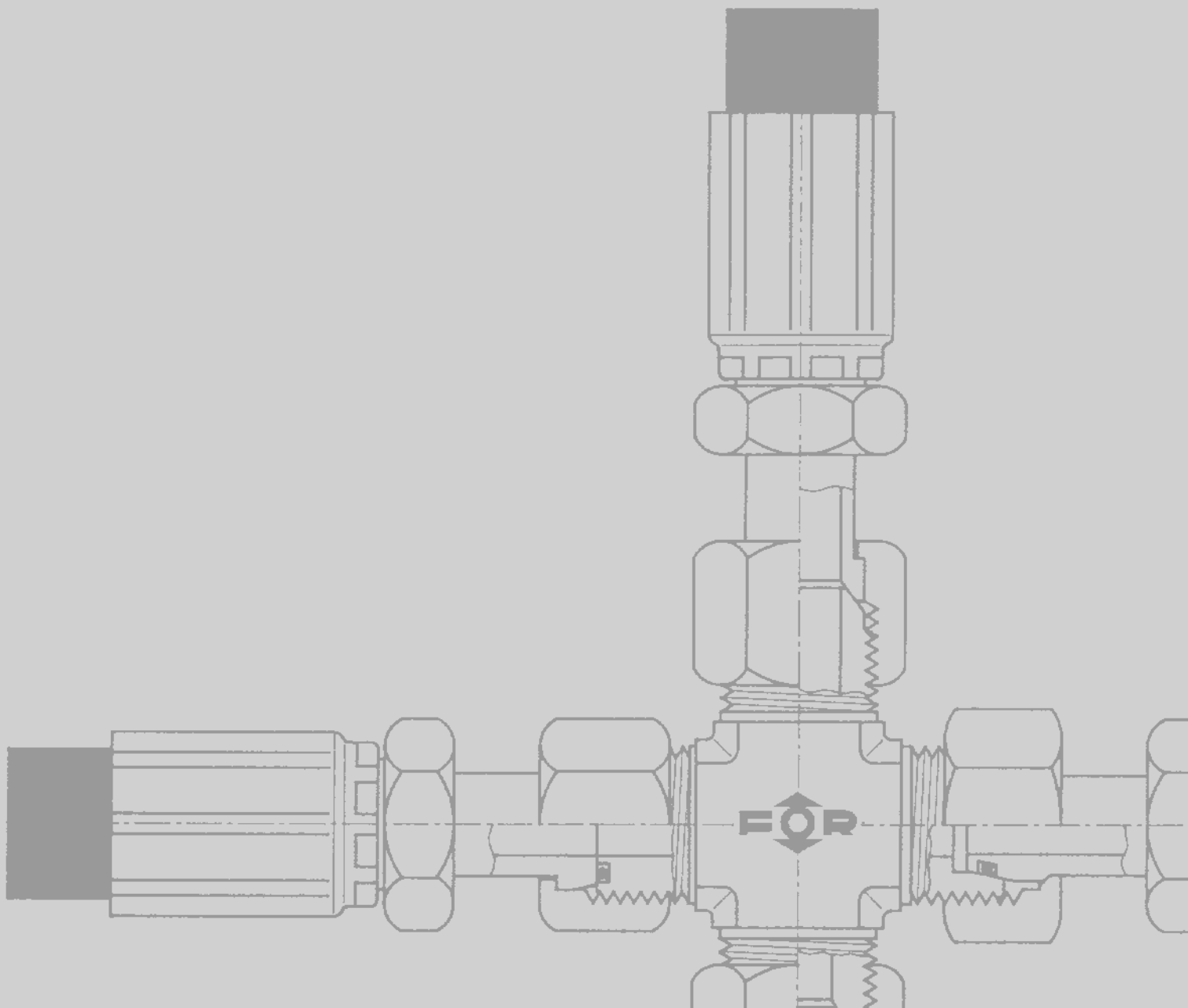
Flangia 90° maschio
 JIC cono 37° - interasse metrico
 4 fori per viti standard
 90° male JIC - 4 bolts metric
 flange std. screw



142 407168

Flangia 90° maschio
 JIC cono 37° - interasse metrico
 4 fori per viti maggiorate
 90° male JIC - 4 bolts metric
 flange heavy screw



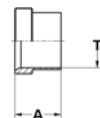




101000

Bussola
Sleeve

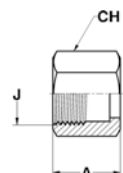
T	RIFERIMENTO REFERENCE	A
MM.		
6	A101000/06	10,5
8	A101000/08	11,5
10	A101000/10	12,5
12	A101000/12	14,5
14	A101000/14	16,5
15	A101000/15	16,5
16	A101000/16	16,5
18	A101000/18	17
20	A101000/20	17
22	A101000/22	19
25	A101000/25	19,5
28	A101000/28	21
30	A101000/30	23
32	A101000/32	23
38	A101000/38	28,5
50	A101000/50	30



101011

Dado
Nut

T	RIFERIMENTO REFERENCE	J	A	CH
MM.		UNF-UN		
6	A101011/06	7/16-20	15,5	14
8	A101011/08	1/2-20	17	17
10	A101011/10	9/16-18	18,5	17
10	A101011/1019	9/16-18	18,5	19
12	A101011/12	3/4-16	21,5	22
14÷16	A101011/16	7/8-14	24,5	27
18-20	A101011/18	1" 1/16-12	26	32
18-20	A101011/20	1" 1/16-12	26	32
22	A101011/22	1" 3/16-12	27,5	36
25	A101011/25	1" 5/16-12	28,5	38
25	A101011/2541	1" 5/16-12	28,5	41
30-32	A101011/32	1" 5/8-12	31	50
38	A101011/38	1" 7/8-12	36	57
38	A101011/3860	1" 7/8-12	36	60
50	A101011/50	2" 1/2-12	44,5	75

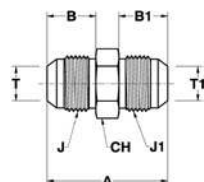


RACCORDI PER TUBI SVASATI - 37°

37° - FLARED TUBE CONNECTORS

102001

Giunzione diretta
JIC cono 37° - JIC cono 37°
Union JIC - JIC



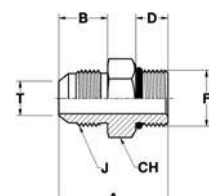
T		T ₁		RIFERIMENTO REFERENCE	J	J ₁	A	B	B ₁	CH
MM.	IN.	MM.	IN.		UNF-UN	UNF-UN				
6	1/4	6	1/4	A102001/06	7/16-20	7/16-20	35	14	14	13
8	5/16	8	5/16	A102001/08	1/2-20	1/2-20	35	14	14	14
10	3/8	10	3/8	A102001/10	9/16-18	9/16-18	36	14	14	16
12	1/2	12	1/2	A102001/12	3/4-16	3/4-16	41	17	17	21
14÷16	5/8	14÷16	5/8	A102001/16	7/8-14	7/8-14	48	19,5	19,5	24
18-20	3/4	18-20	3/4	A102001/20	1" 1/16-12	1" 1/16-12	55	22	22	30
22	7/8	22	7/8	A102001/22	1" 3/16-12	1" 3/16-12	56	22,5	22,5	32
25	1"	25	1"	A102001/25	1" 5/16-12	1" 5/16-12	57	23	23	35
30-32	1" 1/4	30-32	1" 1/4	A102001/32	1" 5/8-12	1" 5/8-12	61,5	24,5	24,5	42
38	1" 1/2	38	1" 1/2	A102001/38	1" 7/8-12	1" 7/8-12	70	27,5	27,5	50
8	5/16	6	1/4	SA102001/0806	1/2-20	7/16-20	35	14	14	14
10	3/8	6	1/4	SA102001/1006	9/16-18	7/16-20	35,5	14	14	16
10	3/8	8	5/16	SA102001/1008	9/16-18	1/2-20	35,5	14	14	16
12	1/2	6	1/4	SA102001/1206	3/4-16	7/16-20	39	17	14	21
12	1/2	8	5/16	SA102001/1208	3/4-16	1/2-20	38,5	17	14	21
12	1/2	10	3/8	SA102001/1210	3/4-16	9/16-18	39	17	14	21
14÷16	5/8	8	5/16	SA102001/1608	7/8-14	1/2-20	42,5	19,5	14	24
14÷16	5/8	10	3/8	SA102001/1610	7/8-14	9/16-18	42	19,5	14	24
14÷16	5/8	12	1/2	SA102001/1612	7/8-14	3/4-16	45	19,5	17	24
18-20	3/4	10	3/8	SA102001/2010	1" 1/16-12	9/16-18	47	22	14	30
18-20	3/4	12	1/2	SA102001/2012	1" 1/16-12	3/4-16	50	22	17	30
18-20	3/4	14÷16	5/8	SA102001/2016	1" 1/16-12	7/8-14	52,5	22	19,5	30
22	7/8	14÷16	5/8	SA102001/2216	1" 3/16-12	7/8-14	53	22,5	19,5	32
22	7/8	18-20	3/4	SA102001/2220	1" 3/16-12	1" 1/16-12	55,5	22,5	22	32
25	1"	8	5/16	SA102001/2508	1" 5/16-12	1/2-20	48	23	14	35
25	1"	14÷16	5/8	SA102001/2516	1" 5/16-12	7/8-14	53,5	23	19,5	35
25	1"	18-20	3/4	SA102001/2520	1" 5/16-12	1" 1/16-12	56	23	22	35
25	1"	22	7/8	SA102001/2522	1" 5/16-12	1" 3/16-12	57	23	22,5	35
30-32	1" 1/4	22	7/8	SA102001/3222	1" 5/8-12	1" 3/16-12	60	24,5	22,5	42
30-32	1" 1/4	25	1"	SA102001/3225	1" 5/8-12	1" 5/16-12	60,5	24,5	23	42
38	1" 1/2	30-32	1" 1/4	SA102001/3832	1" 7/8-12	1" 5/8-12	65,5	27,5	24,5	50
50	2"	50	2"	SA102001/50	2" 1/2-12	2" 1/2-12	86,5	34	34	70



102012

T		RIFERIMENTO REFERENCE	J	F	A	B	D	CH
MM.	IN.		UNF-UN	UNF-UN				
6	1/4	A102012/0611	7/16-20	7/16-20	31	14	9	14
6	1/4	A102012/0612	7/16-20	1/2-20	31	14	9	16
6	1/4	A102012/0614	7/16-20	9/16-18	32,5	14	10	19
8	5/16	A102012/0812	1/2-20	1/2-20	31	14	9	16
10	3/8	A102012/1014	9/16-18	9/16-18	33	14	10	19
10	3/8	A102012/1019	9/16-18	3/4-16	35	14	11	22
12	1/2	A102012/1219	3/4-16	3/4-16	37,5	17	11	22
12	1/2	A102012/1222	3/4-16	7/8-14	40,5	17	13	27
12	1/2	A102012/1227	3/4-16	1" 1/16-12	44,5	17	15	32
14÷16	5/8	A102012/1619	7/8-14	3/4-16	40,5	19,5	11	24
14÷16	5/8	A102012/1622	7/8-14	7/8-14	43	19,5	13	27
14÷16	5/8	A102012/1627	7/8-14	1" 1/16-12	47	19,5	15	32
18-20	3/4	A102012/2019	1" 1/16-12	3/4-16	44,5	22	11	27
18-20	3/4	A102012/2022	1" 1/16-12	7/8-14	47	22	13	27
18-20	3/4	A102012/2027	1" 1/16-12	1" 1/16-12	50	22	15	32
18-20	3/4	A102012/2033	1" 1/16-12	1" 5/16-12	50,5	22	15	38
22	7/8	A102012/2230	1" 3/16-12	1" 3/16-12	50,5	22,5	15	35
25	1"	A102012/2527	1" 5/16-12	1" 1/16-12	50,5	23	15	35
25	1"	A102012/2533	1" 5/16-12	1" 5/16-12	52	23	15	38
25	1"	A102012/2541	1" 5/16-12	1" 5/8-12	54	23	15	48
30-32	1" 1/4	A102012/3241	1" 5/8-12	1" 5/8-12	55	24,5	15	48
38	1" 1/2	A102012/3848	1" 7/8-12	1" 7/8-12	60	27,5	15	55
6	1/4	SA102012/0609	7/16-20	3/8-24	30	14	7,5	13
6	1/4	SA102012/0619	7/16-20	3/4-16	35	14	11	22
8	5/16	SA102012/0811	1/2-20	7/16-20	31	14	9	14
8	5/16	SA102012/0814	1/2-20	9/16-18	33	14	10	19
8	5/16	SA102012/0819	1/2-20	3/4-16	35	14	11	22
10	3/8	SA102012/1009	9/16-18	3/8-24	31	14	7,5	16
10	3/8	SA102012/1011	9/16-18	7/16-20	32,5	14	9	16
10	3/8	SA102012/1012	9/16-18	1/2-20	32,5	14	9	16
10	3/8	SA102012/1022	9/16-18	7/8-14	37,5	14	13	27
12	1/2	SA102012/1211	3/4-16	7/16-20	35	17	9	22
12	1/2	SA102012/1214	3/4-16	9/16-18	35	17	10	22
14÷16	5/8	SA102012/1612	7/8-14	1/2-20	38,5	19,5	9	24
14÷16	5/8	SA102012/1614	7/8-14	9/16-18	38,5	19,5	10	24
14÷16	5/8	SA102012/1630	7/8-14	1" 3/16-12	47	19,5	15	35
14÷16	5/8	SA102012/1633	7/8-14	1" 5/16-12	48	19,5	15	38
18-20	3/4	SA102012/2030	1" 1/16-12	1" 3/16-12	50	22	15	35
22	7/8	SA102012/2227	1" 3/16-12	1" 1/16-12	49,5	22,5	15	35
22	7/8	SA102012/2233	1" 3/16-12	1" 5/16-12	51,5	22,5	15	38
25	1"	SA102012/2519	1" 5/16-12	3/4-16	47,5	23	11	36
25	1"	SA102012/2522	1" 5/16-12	7/8-14	48	23	13	35
25	1"	SA102012/2530	1" 5/16-12	1" 3/16-12	51,5	23	15	35
30-32	1" 1/4	SA102012/3227	1" 5/8-12	1" 1/16-12	53	24,5	15	42
30-32	1" 1/4	SA102012/3233	1" 5/8-12	1" 5/16-12	53	24,5	15	42
30-32	1" 1/4	SA102012/3248	1" 5/8-12	1" 7/8-12	56,5	24,5	15	55
38	1" 1/2	SA102012/3841	1" 7/8-12	1" 5/8-12	64,5	27,5	15	50
38	1" 1/2	SA102012/3863	1" 7/8-12	2" 1/2-12	64	27,5	15	70
50	2"	SA102012/5063	2" 1/2-12	2" 1/2-12	70,5	34	15	70

Terminale dritto
JIC cono 37° - SAE UNF-UN
per sedi ISO 11926
Connector male JIC - SAE UNF-UN
with O.R. ISO 11926 ports
SEDI PAG.30 / PORTS PAG.30



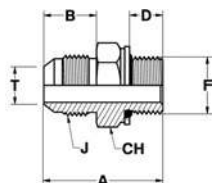
RACCORDI PER TUBI SVASATI - 37°

37° - FLARED TUBE CONNECTORS

102023

Terminale dritto
JIC cono 37° - GAS cil. (BSPP)
con O.R. e rondella
per sedi ISO 1179
Connector male JIC - BSPP
with O.R. and retaining ring
ISO 1179 ports

SEDI PAG.32 / PORTS PAG.32



T		RIFERIMENTO REFERENCE	J	F	A	B	D	CH
MM.	IN.		UNF-UN	GAS CIL-BSPP				
6	1/4	A102023/0610	7/16-20	1/8	29	14	7	14
6	1/4	A102023/0613	7/16-20	1/4	34.5	14	10	19
6	1/4	A102023/0617	7/16-20	3/8	34.5	14	10	24
6	1/4	A102023/0621	7/16-20	1/2	38	14	12	27
8	5/16	A102023/0810	1/2-20	1/8	29	14	7	14
8	5/16	A102023/0813	1/2-20	1/4	34.5	14	10	19
8	5/16	A102023/0817	1/2-20	3/8	34.5	14	10	24
10	3/8	A102023/1013	9/16-18	1/4	34.5	14	10	19
10	3/8	A102023/1017	9/16-18	3/8	34.5	14	10	24
10	3/8	A102023/1021	9/16-18	1/2	38	14	12	27
12	1/2	A102023/1213	3/4-16	1/4	37.5	17	10	22
12	1/2	A102023/1217	3/4-16	3/8	37.5	17	10	24
12	1/2	A102023/1221	3/4-16	1/2	41	17	12	27
12	1/2	A102023/1226	3/4-16	3/4	45	17	14	36
14÷16	5/8	A102023/1617	7/8-14	3/8	40.5	19,5	10	24
14÷16	5/8	A102023/1621	7/8-14	1/2	43.5	19,5	12	27
14÷16	5/8	A102023/1626	7/8-14	3/4	47.5	19,5	14	36
18-20	3/4	A102023/2021	1" 1/16-12	1/2	47	22	12	30
18-20	3/4	A102023/2026	1" 1/16-12	3/4	50	22	14	36
18-20	3/4	A102023/2033	1" 1/16-12	1"	52.5	22	15,5	41
22	7/8	A102023/2226	1" 3/16-12	3/4	50.5	22,5	14	36
25	1"	A102023/2526	1" 5/16-12	3/4	51	23	14	36
25	1"	A102023/2533	1" 5/16-12	1"	53.5	23	15,5	41
25	1"	A102023/2542	1" 5/16-12	1" 1/4	57	23	17,5	50
30-32	1" 1/4	A102023/3233	1" 5/8-12	1"	55.5	24,5	15,5	42
30-32	1" 1/4	A102023/3242	1" 5/8-12	1" 1/4	58.5	24,5	17,5	50
38	1" 1/2	A102023/3842	1" 7/8-12	1" 1/4	61.5	27,5	17,5	50
38	1" 1/2	A102023/3848	1" 7/8-12	1" 1/2	65.5	27,5	19,5	60
8	5/16	SA102023/0821	1/2-20	1/2	38	14	14	27
8	5/16	SA102023/0826	1/2-20	3/4	42	14	14	36
10	3/8	SA102023/1010	9/16-18	1/8	29	14	7	17
10	3/8	SA102023/1026	9/16-18	3/4	42	14	14	36
10	3/8	SA102023/1033	9/16-18	1"	44.5	14	15,5	41
12	1/2	SA102023/1210	3/4-16	1/8	33.5	17	7	22
12	1/2	SA102023/1233	3/4-16	1"	47	17	15,5	41
14÷16	5/8	SA102023/1613	7/8-14	1/4	40.5	19,5	10	24
14÷16	5/8	SA102023/1633	7/8-14	1"	50	19,5	15,5	41
14÷16	5/8	SA102023/1642	7/8-14	1" 1/4	53.5	19,5	17,5	50
18-20	3/4	SA102023/2017	1" 1/16-12	3/8	45	22	10	27
18-20	3/4	SA102023/2023	1" 1/16-12	5/8	47	22	14	30
18-20	3/4	SA102023/2042	1" 1/16-12	1" 1/4	56	22	17,5	50
18-20	3/4	SA102023/2048	1" 1/16-12	1" 1/2	60	22	19,5	60
22	7/8	SA102023/2221	1" 3/16-12	1/2	48.5	22,5	14	32
22	7/8	SA102023/2233	1" 3/16-12	1"	53	22,5	15,5	41
22	7/8	SA102023/2242	1" 3/16-12	1" 1/4	56.5	22,5	17,5	50
25	1"	SA102023/2521	1" 5/16-12	1/2	49	23	14	36
25	1"	SA102023/2548	1" 5/16-12	1" 1/2	61	23	19,5	60
30-32	1" 1/4	SA102023/3226	1" 5/8-12	3/4	53	24,5	14	42
30-32	1" 1/4	SA102023/3248	1" 5/8-12	1" 1/2	62.5	24,5	19,5	60
38	1" 1/2	SA102023/3833	1" 7/8-12	1"	59.5	27,5	15,5	50

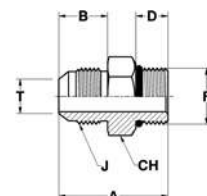
FOR S.P.A. - NORME E DIMENSIONI SOGGETTE A MODIFICHE SENZA PREAVVISO.
FOR S.P.A. - DESIGN DETAILS AND SPECIFICATIONS SUBJECT TO CHANGE WITHOUT PRIOR NOTICE.



102375

T		RIFERIMENTO REFERENCE	J	F	A	B	D	CH
MM.	IN.		UNF-UN	GAS CIL.JIS				
6	1/4	A102375/0610	7/16-20	1/8	30	14	9	14
6	1/4	A102375/0613	7/16-20	1/4	34,5	14	12	19
6	1/4	A102375/0617	7/16-20	3/8	34,5	14	12	22
6	1/4	A102375/0621	7/16-20	1/2	40	14	16	27
8	5/16	A102375/0810	1/2-20	1/8	30	14	9	14
8	5/16	A102375/0813	1/2-20	1/4	34,5	14	12	19
8	5/16	A102375/0817	1/2-20	3/8	34,5	14	12	22
10	3/8	A102375/1013	9/16-18	1/4	34,5	14	12	19
10	3/8	A102375/1017	9/16-18	3/8	34,5	14	12	22
10	3/8	A102375/1021	9/16-18	1/2	40	14	16	27
12	1/2	A102375/1213	3/4-16	1/4	37,5	17	12	22
12	1/2	A102375/1217	3/4-16	3/8	37,5	17	12	22
12	1/2	A102375/1221	3/4-16	1/2	43	17	16	27
12	1/2	A102375/1226	3/4-16	3/4	46	17	17	36
14÷16	5/8	A102375/1617	7/8-14	3/8	40,5	19,5	12	24
14÷16	5/8	A102375/1621	7/8-14	1/2	45,5	19,5	16	27
14÷16	5/8	A102375/1626	7/8-14	3/4	48,5	19,5	17	36
18-20	3/4	A102375/2021	1" 1/16-12	1/2	49	22	16	30
18-20	3/4	A102375/2026	1" 1/16-12	3/4	51	22	17	36
18-20	3/4	A102375/2033	1" 1/16-12	1"	54,5	22	20	41
22	7/8	A102375/2226	1" 3/16-12	3/4	51,5	22,5	17	36
25	1"	A102375/2526	1" 5/16-12	3/4	52	23	17	36
25	1"	A102375/2533	1" 5/16-12	1"	55,5	23	20	41
25	1"	A102375/2542	1" 5/16-12	1" 1/4	57	23	20	50
30-32	1" 1/4	A102375/3233	1" 5/8-12	1"	57,5	24,5	20	42
30-32	1" 1/4	A102375/3242	1" 5/8-12	1" 1/4	58,5	24,5	20	50
38	1" 1/2	A102375/3842	1" 7/8-12	1" 1/4	61,5	27,5	20	50
38	1" 1/2	A102375/3848	1" 7/8-12	1" 1/2	63,5	27,5	20	55

Terminale dritto
JIC cono 37° - GAS cil. (JIS)
con O.R. per sedi JIS 2351
Connector male JIC - male JIS
with O.R. JIS 2351 ports
SEDI PAG.31 / PORTS PAG.31



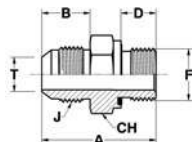
RACCORDI PER TUBI SVASATI - 37°

37° - FLARED TUBE CONNECTORS

102034

Terminale dritto
 JIC cono 37° - GAS cil. (BSPP)
 con tenuta ad elastomero
 per sedi ISO 1179
 Connector male JIC - BSPP
 with elastomer seal
 ISO 1179 ports

SEDI PAG.34 / PORTS PAG.34



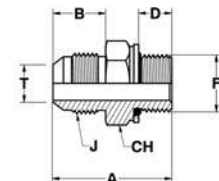
T		RIFERIMENTO REFERENCE	J	F	A	B	D	CH
MM.	IN.		UNF-UN	GAS CIL-BSPP				
6	1/4	A102034/0610	7/16-20	1/8	30	14	8	14
6	1/4	A102034/0613	7/16-20	1/4	36.5	14	12	19
8	5/16	A102034/0813	1/2-20	1/4	36.5	14	12	19
8	5/16	A102034/0817	1/2-20	3/8	36.5	14	12	22
10	3/8	A102034/1013	9/16-18	1/4	36.5	14	12	19
10	3/8	A102034/1017	9/16-18	3/8	36.5	14	12	22
12	1/2	A102034/1217	3/4-16	3/8	39.5	17	12	22
12	1/2	A102034/1221	3/4-16	1/2	43	17	14	27
12	1/2	A102034/1226	3/4-16	3/4	47	17	16	32
14÷16	5/8	A102034/1617	7/8-14	3/8	42.5	19,5	12	24
14÷16	5/8	A102034/1621	7/8-14	1/2	45.5	19,5	14	27
14÷16	5/8	A102034/1626	7/8-14	3/4	49.5	19,5	16	32
18-20	3/4	A102034/2021	1" 1/16-12	1/2	49	22	14	27
18-20	3/4	A102034/2026	1" 1/16-12	3/4	52	22	16	32
18-20	3/4	A102034/2033	1" 1/16-12	1"	55	22	18	41
25	1"	A102034/2526	1" 5/16-12	3/4	53	23	16	36
25	1"	A102034/2533	1" 5/16-12	1"	56	23	18	41
25	1"	A102034/2542	1" 5/16-12	1" 1/4	59.5	23	20	50
30-32	1" 1/4	A102034/3233	1" 5/8-12	1"	58	24,5	18	46
30-32	1" 1/4	A102034/3242	1" 5/8-12	1" 1/4	61	24,5	20	50
38	1" 1/2	A102034/3842	1" 7/8-12	1" 1/4	66	27,5	20	50
38	1" 1/2	A102034/3848	1" 7/8-12	1" 1/2	68	27,5	22	55
6	1/4	SA102034/0617	7/16-20	3/8	36.5	14	12	22
6	1/4	SA102034/0621	7/16-20	1/2	40	14	14	27
10	3/8	SA102034/1021	9/16-18	1/2	39	14	14	27
12	1/2	SA102034/1213	3/4-16	1/4	39.5	17	12	19
12	1/2	SA102034/1248	3/4-16	1" 1/2	55	17	22	55
18-20	3/4	SA102034/2048	1" 1/16-12	1" 1/2	62.5	22	22	55



T		RIFERIMENTO REFERENCE	J	F	A	B	D	CH
MM.	IN.							
6	1/4	A102067/0610	7/16-20	10x1	30	14	8,5	14
6	1/4	A102067/0612	7/16-20	12x1,5	33	14	9,5	17
8	5/16	A102067/0810	1/2-20	10x1	30	14	8,5	14
8	5/16	A102067/0812	1/2-20	12x1,5	33	14	9,5	17
8	5/16	A102067/0814	1/2-20	14x1,5	34	14	9,5	19
10	3/8	A102067/1014	9/16-18	14x1,5	34	14	9,5	19
10	3/8	A102067/1016	9/16-18	16x1,5	35	14	11	22
12	1/2	A102067/1216	3/4-16	16x1,5	38	17	11	22
12	1/2	A102067/1218	3/4-16	18x1,5	39,5	17	12,5	24
14÷16	5/8	A102067/1618	7/8-14	18x1,5	42	19,5	12,5	24
14÷16	5/8	A102067/1620	7/8-14	20x1,5	43	19,5	12,5	27
14÷16	5/8	A102067/1622	7/8-14	22x1,5	44,5	19,5	13,5	27
18-20	3/4	A102067/2022	1" 1/16-12	22x1,5	48	22	13,5	30
18-20	3/4	A102067/2027	1" 1/16-12	27x2	52	22	16,5	32
22	7/8	A102067/2226	1" 3/16-12	26x1,5	49	22,5	14	36
25	1"	A102067/2527	1" 5/16-12	27x2	53	23	16,5	36
25	1"	A102067/2533	1" 5/16-12	33x2	54	23	16,5	41
30-32	1" 1/4	A102067/3242	1" 5/8-12	42x2	58	24,5	17	50
38	1" 1/2	A102067/3848	1" 7/8-12	48x2	65,5	27,5	19,5	55
6	1/4	SA102067/0614	7/16-20	14x1,5	34	14	9,5	19
6	1/4	SA102067/0616	7/16-20	16x1,5	35	14	11	22
6	1/4	SA102067/0618	7/16-20	18x1,5	36,5	14	12,5	24
6	1/4	SA102067/0622	7/16-20	22x1,5	39	14	13,5	27
6	1/4	SA102067/0627	7/16-20	27x2	44	14	16,5	32
8	5/16	SA102067/0818	1/2-20	18x1,5	37,5	14	12,5	24
8	5/16	SA102067/0822	1/2-20	22x1,5	38,5	14	13,5	27
10	3/8	SA102067/1010	9/16-18	10x1	32	14	8,5	17
10	3/8	SA102067/1012	9/16-18	12x1,5	34,5	14	9,5	17
10	3/8	SA102067/1018	9/16-18	18x1,5	37,5	14	12,5	24
10	3/8	SA102067/1022	9/16-18	22x1,5	38,5	14	13,5	27
12	1/2	SA102067/1212	3/4-16	12x1,5	37	17	9,5	19
12	1/2	SA102067/1214	3/4-16	14x1,5	37	17	9,5	19
12	1/2	SA102067/1220	3/4-16	20x1,5	42	17	12,5	27
12	1/2	SA102067/1222	3/4-16	22x1,5	42	17	13,5	27
12	1/2	SA102067/1226	3/4-16	26x1,5	44,5	17	14	36
14÷16	5/8	SA102067/1612	7/8-14	12x1,5	40,5	19,5	9,5	24
14÷16	5/8	SA102067/1616	7/8-14	16x1,5	42	19,5	11	24
14÷16	5/8	SA102067/1626	7/8-14	26x1,5	46	19,5	14	36
14÷16	5/8	SA102067/1627	7/8-14	27x2	49,5	19,5	16,5	32
18-20	3/4	SA102067/2018	1" 1/16-12	18x1,5	46	22	12,5	27
18-20	3/4	SA102067/2026	1" 1/16-12	26x1,5	49,5	22	14	36
18-20	3/4	SA102067/2030	1" 1/16-12	30x1,5	52	22	15	41
18-20	3/4	SA102067/2033	1" 1/16-12	33x2	54,5	22	16,5	41
25	1"	SA102067/2522	1" 5/16-12	22x1,5	49	23	13,5	36
25	1"	SA102067/2526	1" 5/16-12	26x1,5	50	23	14	36
25	1"	SA102067/2530	1" 5/16-12	30x1,5	53	23	15	41
25	1"	SA102067/2542	1" 5/16-12	42x2	57	23	17	50
30-32	1" 1/4	SA102067/3233	1" 5/8-12	33x2	57	24,5	16,5	42
38	1" 1/2	SA102067/3842	1" 7/8-12	42x2	63,5	27,5	17	50

102067

Terminale dritto
JIC cono 37° - Metrico cil.
con O.R. e rondella
per sedi ISO 9974
Connector male JIC - Metric
with O.R. and retaining ring
ISO 9974 ports
SEDI PAG.32 / PORTS PAG.32



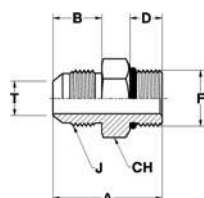
RACCORDI PER TUBI SVASATI - 37°

37° - FLARED TUBE CONNECTORS

102319

Terminale diritto
JIC cono 37° - Metrico cil.
con O.R. per sedi ISO 6149
Connector male JIC - male Metric
with O.R. ISO 6149 ports

SEDI PAG.30 / PORTS PAG.30



T		RIFERIMENTO REFERENCE	J	F	A	B	D	CH
MM.	IN.		UNF-UN	METRICO METRIC				
6	1/4	A102319/0610	7/16-20	10x1	30	14	9,5	14
6	1/4	A102319/0612	7/16-20	12x1,5	33	14	11	17
8	5/16	A102319/0810	1/2-20	10x1	30	14	9,5	14
8	5/16	A102319/0812	1/2-20	12x1,5	33	14	11	17
8	5/16	A102319/0814	1/2-20	14x1,5	34	14	11	19
10	3/8	A102319/1014	9/16-18	14x1,5	34	14	11	19
10	3/8	A102319/1016	9/16-18	16x1,5	35	14	12,5	22
12	1/2	A102319/1216	3/4-16	16x1,5	38	17	12,5	22
12	1/2	A102319/1218	3/4-16	18x1,5	39,5	17	14	24
14÷16	5/8	A102319/1618	7/8-14	18x1,5	42	19,5	14	24
14÷16	5/8	A102319/1622	7/8-14	22x1,5	44,5	19,5	15	27
18-20	3/4	A102319/2022	1" 1/16-12	22x1,5	48	22	15	30
18-20	3/4	A102319/2027	1" 1/16-12	27x2	52	22	18,5	32
22	7/8	A102319/2226	1" 3/16-12	26x1,5	49	23	16	36
25	1"	A102319/2527	1" 5/16-12	27x2	53	23	18,5	36
25	1"	A102319/2533	1" 5/16-12	33x2	54	23	18,5	41
30-32	1" 1/4	A102319/3242	1" 5/8-12	42x2	58	24,5	19	50
38	1" 1/2	A102319/3848	1" 7/8-12	48x2	65,5	27,5	21,5	55
6	1/4	SA102319/0614	7/16-20	14x1,5	34	14	11	19
6	1/4	SA102319/0618	7/16-20	18x1,5	36,5	14	14	24
6	1/4	SA102319/0622	7/16-20	22x1,5	39	14	15	27
8	5/16	SA102319/0818	1/2-20	18x1,5	37,5	14	14	24
10	3/8	SA102319/1010	9/16-18	10x1	32	14	9,5	17
10	3/8	SA102319/1012	9/16-18	12x1,5	34,5	14	11	17
10	3/8	SA102319/1018	9/16-18	18x1,5	37,5	14	14	24
10	3/8	SA102319/1022	9/16-18	22x1,5	38,5	14	15	27
12	1/2	SA102319/1214	3/4-16	14x1,5	37	17	11	19
12	1/2	SA102319/1220	3/4-16	20x1,5	42	17	14	27
12	1/2	SA102319/1222	3/4-16	22x1,5	42	17	15	27
14÷16	5/8	SA102319/1614	7/8-14	14x1,5	39	19,5	11	24
14÷16	5/8	SA102319/1616	7/8-14	16x1,5	42	19,5	12,5	24
14÷16	5/8	SA102319/1627	7/8-14	27x2	49,5	19,5	18,5	32
14÷16	5/8	SA102319/1633	7/8-14	33x2	50,5	19,5	18,5	41
18-20	3/4	SA102319/2018	1" 1/16-12	18x1,5	46	22	14	27
18-20	3/4	SA102319/2033	1" 1/16-12	33x2	54,5	22	18,5	41
22	7/8	SA102319/2222	1" 3/16-12	22x1,5	48	23	15	32
25	1"	SA102319/2522	1" 5/16-12	22x1,5	49	23	15	36
25	1"	SA102319/2542	1" 5/16-12	42x2	57	23	19	50
30-32	1" 1/4	SA102319/3233	1" 5/8-12	33x2	57	24,5	18,5	42
38	1" 1/2	SA102319/3833	1" 7/8-12	33x2	63	27,5	18,5	50

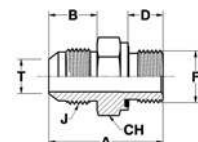


102078

T		RIFERIMENTO REFERENCE	J	F	A	B	D	CH
MM.	IN.		UNF-UN	METRICO METRIC				
6	1/4	A102078/0610	7/16-20	10x1	30	14	8	14
6	1/4	A102078/0612	7/16-20	12x1,5	35	14	12	17
8	5/16	A102078/0810	1/2-20	10x1	30	14	8	14
8	5/16	A102078/0812	1/2-20	12x1,5	35	14	12	17
10	3/8	A102078/1014	9/16-18	14x1,5	36	14	12	19
10	3/8	A102078/1016	9/16-18	16x1,5	36	14	12	22
12	1/2	A102078/1216	3/4-16	16x1,5	39	17	12	22
12	1/2	A102078/1218	3/4-16	18x1,5	39,5	17	12	24
14÷16	5/8	A102078/1618	7/8-14	18x1,5	42	19,5	12	24
14÷16	5/8	A102078/1620	7/8-14	20x1,5	45	19,5	14	27
14÷16	5/8	A102078/1622	7/8-14	22x1,5	45	19,5	14	27
18-20	3/4	A102078/2022	1" 1/16-12	22x1,5	48,5	22	14	30
18-20	3/4	A102078/2027	1" 1/16-12	27x2	52	22	16	32
25	1"	A102078/2526	1" 5/16-12	26x1,5	55	23	16	36
25	1"	A102078/2527	1" 5/16-12	27x2	53	23	16	36
25	1"	A102078/2533	1" 5/16-12	33x2	56	23	18	41
30-32	1" 1/4	A102078/3242	1" 5/8-12	42x2	61	24,5	20	50
38	1" 1/2	A102078/3848	1" 7/8-12	48x2	68	27,5	22	55
12	1/2	SA102078/1214	3/4-16	14x1,5	39	17	12	22

Terminale diritto
JIC cono 37° - Metrico cil.
con tenuta ad elastomero
per sedi ISO 9974
Connector male JIC - Metric
with elastomer seal
ISO 9974 ports

SEDI PAG.34 / PORTS PAG.34

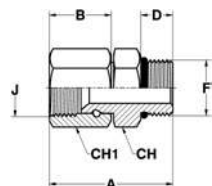


RACCORDI PER TUBI SVASATI - 37°

37° - FLARED TUBE CONNECTORS

102166

Terminale diritto femmina
 JIC cono 37° - maschio
 SAE UNF-UN per sedi ISO 11926
 Connector swivel female
 JIC - male SAE UNF-UN
 with O.R. ISO 11926 ports
 SEDI PAG.30 / PORTS PAG.30



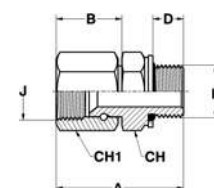
T		RIFERIMENTO REFERENCE	J	F	A	B	D	CH	CH ₁
MM.	IN.		UNF-UN	UNF-UN					
6	1/4	A102166/0611	7/16-20	7/16-20	35.5	18,5	9	14	14
6	1/4	A102166/0612	7/16-20	1/2-20	35.5	18,5	9	16	14
6	1/4	A102166/0614	7/16-20	9/16-18	37.5	18,5	10	19	14
8	5/16	A102166/0812	1/2-20	1/2-20	37.5	20,5	9	16	17
10	3/8	A102166/1014	9/16-18	9/16-18	40.5	21,5	10	19	17
10	3/8	A102166/1019	9/16-18	3/4-16	42	21,5	11	22	17
12	1/2	A102166/1219	3/4-16	3/4-16	43.5	23	11	22	22
12	1/2	A102166/1222	3/4-16	7/8-14	46.5	23	13	27	22
12	1/2	A102166/1227	3/4-16	1" 1/16-12	51	23	15	32	22
14÷16	5/8	A102166/1619	7/8-14	3/4-16	47	26	11	24	27
14÷16	5/8	A102166/1622	7/8-14	7/8-14	49.5	26	13	27	27
14÷16	5/8	A102166/1627	7/8-14	1" 1/16-12	54	26	15	32	27
18-20	3/4	A102166/2019	1" 1/16-12	3/4-16	49.5	27,5	11	27	32
18-20	3/4	A102166/2022	1" 1/16-12	7/8-14	51	27,5	13	27	32
18-20	3/4	A102166/2027	1" 1/16-12	1" 1/16-12	55.5	27,5	15	32	32
18-20	3/4	A102166/2033	1" 1/16-12	1" 5/16-12	56.5	27,5	15	38	32
22	7/8	A102166/2230	1" 3/16-12	1" 3/16-12	57	29	15	35	36
25	1"	A102166/2527	1" 5/16-12	1" 1/16-12	58	30	15	35	38
25	1"	A102166/2533	1" 5/16-12	1" 5/16-12	59	30	15	38	38
25	1"	A102166/2541	1" 5/16-12	1" 5/8-12	60.5	30	15	48	38
30-32	1" 1/4	A102166/3241	1" 5/8-12	1" 5/8-12	63	32,5	15	48	50
38	1" 1/2	A102166/3848	1" 7/8-12	1" 7/8-12	70.5	38	15	55	57
8	5/16	SA102166/0811	1/2-20	7/16-20	37.5	20,5	9	14	17
10	3/8	SA102166/1011	9/16-18	7/16-20	38.5	21,5	9	14	17
12	1/2	SA102166/1214	3/4-16	9/16-18	42.5	23	10	22	22
30-32	1" 1/4	SA102166/3233	1" 5/8-12	1" 5/16-12	63	32,5	15	41	50
30-32	1" 1/4	SA102166/3248	1" 5/8-12	1" 7/8-12	64	32,5	15	55	50
38	1" 1/2	SA102166/3841	1" 7/8-12	1" 5/8-12	74.5	38	15	50	57



T		RIFERIMENTO REFERENCE	J	F	A	B	D	CH	CH ₁
MM.	IN.		UNF-UN	GAS CIL.BSPP					
6	1/4	A102177/0610	7/16-20	1/8	33.5	18,5	7	14	14
6	1/4	A102177/0613	7/16-20	1/4	39	18,5	10	19	14
6	1/4	A102177/0617	7/16-20	3/8	40	18,5	10	24	14
6	1/4	A102177/0621	7/16-20	1/2	43	18,5	12	27	14
8	5/16	A102177/0810	1/2-20	1/8	36	20,5	7	14	17
8	5/16	A102177/0813	1/2-20	1/4	41	20,5	10	19	17
8	5/16	A102177/0817	1/2-20	3/8	42	20,5	10	24	17
10	3/8	A102177/1013	9/16-18	1/4	42	21,5	10	19	17
10	3/8	A102177/1017	9/16-18	3/8	43	21,5	10	24	17
10	3/8	A102177/1021	9/16-18	1/2	46	21,5	12	27	17
12	1/2	A102177/1213	3/4-16	1/4	44	23	10	22	22
12	1/2	A102177/1217	3/4-16	3/8	45	23	10	24	22
12	1/2	A102177/1221	3/4-16	1/2	47.5	23	12	27	22
12	1/2	A102177/1226	3/4-16	3/4	52	23	10	36	22
14÷16	5/8	A102177/1617	7/8-14	3/8	48	26	10	24	27
14÷16	5/8	A102177/1621	7/8-14	1/2	50.5	26	12	27	27
14÷16	5/8	A102177/1626	7/8-14	3/4	55	26	14	36	27
18-20	3/4	A102177/2021	1" 1/16-12	1/2	53.5	27,5	12	30	32
18-20	3/4	A102177/2026	1" 1/16-12	3/4	56.5	27,5	14	36	32
18-20	3/4	A102177/2033	1" 1/16-12	1"	59.5	27,5	15,5	41	32
22	7/8	A102177/2226	1" 3/16-12	3/4	58	29	14	36	36
25	1"	A102177/2526	1" 5/16-12	3/4	59	30	14	36	38
25	1"	A102177/2533	1" 5/16-12	1"	62	30	15,5	41	38
25	1"	A102177/2542	1" 5/16-12	1" 1/4	65	30	17,5	50	38
30-32	1" 1/4	A102177/3233	1" 5/8-12	1"	64.5	32,5	15,5	42	50
30-32	1" 1/4	A102177/3242	1" 5/8-12	1" 1/4	67.5	32,5	17,5	50	50
38	1" 1/2	A102177/3842	1" 7/8-12	1" 1/4	73	38	17,5	50	57
38	1" 1/2	A102177/3848	1" 7/8-12	1" 1/2	77	38	19,5	60	57
8	5/16	SA102177/0821	1/2-20	1/2	45	20,5	12	27	17
12	1/2	SA102177/1210	3/4-16	1/8	40	23	7	19	22
14÷16	5/8	SA102177/1613	7/8-14	1/4	47	26	10	22	27
18-20	3/4	SA102177/1623	1" 1/16-12	5/8	51	26	12	30	27
18-20	3/4	SA102177/2017	1" 1/16-12	3/8	50.5	27,5	10	27	32
18-20	3/4	SA102177/2023	1" 1/16-12	5/8	52.5	27,5	12	30	32
25	1"	SA102177/2521	1" 5/16-12	1/2	57	30	12	32	38
30-32	1" 1/4	SA102177/3221	1" 5/8-12	1/2	60	32,5	12	41	50
30-32	1" 1/4	SA102177/3226	1" 5/8-12	3/4	62.5	32,5	14	41	50
30-32	1" 1/4	SA102177/3248	1" 5/8-12	1" 1/2	71.5	32,5	19,5	60	50
38	1" 1/2	SA102177/3833	1" 7/8-12	1"	73	38	15,5	50	57

102177

Terminale diritto femmina
JIC cono 37° - maschio
GAS cil. (BSPP) con O.R. e rondella
per sedi ISO 1179
Connector swivel female
JIC - male BSPP
with O.R. and retaining ring
ISO 1179 ports
SEDI PAG.32 / PORTS PAG.32

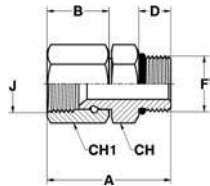


RACCORDI PER TUBI SVASATI - 37°

37° - FLARED TUBE CONNECTORS

102386

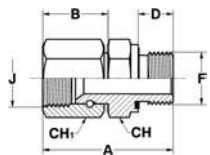
Terminale diritto femmina
JIC cono 37° - maschio
GAS cil. (JIS) con O.R.
per sedi JIS 2351
Connector swivel female
JIC - male JIS
with O.R. JIS 2351 ports
SEDI PAG.31 / PORTS PAG.31



T		RIFERIMENTO REFERENCE	J	F	A	B	D	CH	CH ₁
MM.	IN.		UNF-UN	GAS CIL-JIS					
6	1/4	A102386/0610	7/16-20	1/8	35	18,5	9	14	14
6	1/4	A102386/0613	7/16-20	1/4	39,5	18,5	12	19	14
6	1/4	A102386/0617	7/16-20	3/8	40,5	18,5	12	22	14
8	5/16	A102386/0813	1/2-20	1/4	41,5	20,5	12	19	17
8	5/16	A102386/0817	1/2-20	3/8	42,5	20,5	12	22	17
10	3/8	A102386/1013	9/16-18	1/4	42,5	21,5	12	19	17
10	3/8	A102386/1017	9/16-18	3/8	43,5	21,5	12	22	17
10	3/8	A102386/1021	9/16-18	1/2	48	21,5	16	27	17
12	1/2	A102386/1213	3/4-16	1/4	44	23	12	22	22
12	1/2	A102386/1217	3/4-16	3/8	45	23	12	22	22
12	1/2	A102386/1221	3/4-16	1/2	49,5	23	16	27	22
14÷16	5/8	A102386/1617	7/8-14	3/8	48	26	12	24	27
14÷16	5/8	A102386/1621	7/8-14	1/2	52,5	26	16	27	27
14÷16	5/8	A102386/1626	7/8-14	3/4	56	26	17	36	27
18-20	3/4	A102386/2021	1" 1/16-12	1/2	55,5	27,5	16	30	32
18-20	3/4	A102386/2026	1" 1/16-12	3/4	57,5	27,5	17	36	32
18-20	3/4	A102386/2033	1" 1/16-12	1"	61,5	27,5	20	41	32
25	1"	A102386/2526	1" 5/16-12	3/4	60	30	17	36	38
25	1"	A102386/2533	1" 5/16-12	1"	64	30	20	41	38
25	1"	A102386/2542	1" 5/16-12	1" 1/4	65	30	20	50	38
30-32	1" 1/4	A102386/3233	1" 5/8-12	1"	66,5	32,5	20	42	50
30-32	1" 1/4	A102386/3242	1" 5/8-12	1" 1/4	67,5	32,5	20	50	50
38	1" 1/2	A102386/3842	1" 7/8-12	1" 1/4	73	38	20	50	57
38	1" 1/2	A102386/3848	1" 7/8-12	1" 1/2	75	38	20	55	57

102188

Terminale diritto femmina
JIC cono 37° - maschio
GAS cil. (BSPP) con tenuta
ad elastomero per sedi ISO 1179
Connector swivel female
JIC - male BSPP
with elastomer seal ISO 1179 ports
SEDI PAG.34 / PORTS PAG.34



T		RIFERIMENTO REFERENCE	J	F	A	B	D	CH	CH ₁
MM.	IN.		UNF-UN	GAS CIL.BSPP					
6	1/4	A102188/0610	7/16-20	1/8	34,5	18,5	8	14	14
6	1/4	A102188/0613	7/16-20	1/4	41	18,5	12	19	14
8	5/16	A102188/0813	1/2-20	1/4	43	20,5	12	19	17
8	5/16	A102188/0817	1/2-20	3/8	43	20,5	12	22	17
10	3/8	A102188/1013	9/16-18	1/4	44	21,5	12	19	17
10	3/8	A102188/1017	9/16-18	3/8	44	21,5	12	22	17
12	1/2	A102188/1217	3/4-16	3/8	45,5	23	12	22	22
12	1/2	A102188/1221	3/4-16	1/2	49	23	14	27	22
14÷16	5/8	A102188/1617	7/8-14	3/8	49	26	12	24	27
14÷16	5/8	A102188/1621	7/8-14	1/2	52	26	14	27	27
14÷16	5/8	A102188/1626	7/8-14	3/4	56	26	16	32	27
18-20	3/4	A102188/2026	1" 1/16-12	3/4	57,5	27,5	16	32	32
18-20	3/4	A102188/2033	1" 1/16-12	1"	60,5	27,5	18	41	32
25	1"	A102188/2526	1" 5/16-12	3/4	60	30	16	32	38
25	1"	A102188/2533	1" 5/16-12	1"	63	30	18	41	38
25	1"	A102188/2542	1" 5/16-12	1" 1/4	66,5	30	20	50	38
30-32	1" 1/4	A102188/3233	1" 5/8-12	1"	66,5	32,5	18	41	50
30-32	1" 1/4	A102188/3242	1" 5/8-12	1" 1/4	69	32,5	20	50	50
38	1" 1/2	A102188/3848	1" 7/8-12	1" 1/2	78,5	38	22	60	57
18-20	3/4	SA102188/2021	1" 1/16-12	1/2	54,5	27,5	14	27	32

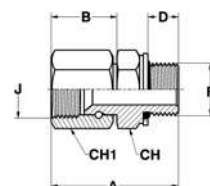
FOR S.P.A. - NORME E DIMENSIONI SOGGETTE A MODIFICHE SENZA PREAVVISO.
FOR S.P.A. - DESIGN DETAILS AND SPECIFICATIONS SUBJECT TO CHANGE WITHOUT PRIOR NOTICE.



T		RIFERIMENTO REFERENCE	J	F	A	B	D	CH	CH ₁
MM.	IN.								
6	1/4	A102209/0610	UNF-UN 7/16-20	METRICO METRIC 10x1	35,5	18,5	8,5	14	14
6	1/4	A102209/0612	7/16-20	12x1,5	37,5	18,5	9,5	17	14
8	5/16	A102209/0810	1/2-20	10x1	37,5	20,5	8,5	14	17
8	5/16	A102209/0812	1/2-20	12x1,5	40	20,5	9,5	17	17
8	5/16	A102209/0814	1/2-20	14x1,5	40	20,5	9,5	19	17
10	3/8	A102209/1014	9/16-18	14x1,5	41	21,5	9,5	19	17
10	3/8	A102209/1016	9/16-18	16x1,5	42,5	21,5	11	22	17
12	1/2	A102209/1216	3/4-16	16x1,5	44	23	11	22	22
12	1/2	A102209/1218	3/4-16	18x1,5	46	23	12,5	24	22
14÷16	5/8	A102209/1618	7/8-14	18x1,5	49	26	12,5	24	27
14÷16	5/8	A102209/1620	7/8-14	20x1,5	49,5	26	12,5	27	27
14÷16	5/8	A102209/1622	7/8-14	22x1,5	52	26	13,5	27	27
18-20	3/4	A102209/2022	1" 1/16-12	22x1,5	53,5	27,5	13,5	27	32
18-20	3/4	A102209/2027	1" 1/16-12	27x2	57,5	27,5	16,5	32	32
22	7/8	A102209/2226	1" 3/16-12	26x1,5	57	29	14	36	36
25	1"	A102209/2527	1" 5/16-12	27x2	60	30	16,5	32	38
25	1"	A102209/2533	1" 5/16-12	33x2	62	30	16,5	41	38
30-32	1" 1/4	A102209/3242	1" 5/8-12	42x2	66	32,5	17	50	50
38	1" 1/2	A102209/3848	1" 7/8-12	48x2	76	38	19,5	55	57
8	5/16	SA102209/0818	1/2-20	18x1,5	44,5	20,5	12,5	24	17
10	3/8	SA102209/1018	9/16-18	18x1,5	45,5	21,5	12,5	24	17
18-20	3/4	SA102209/2020	1" 1/16-12	20x1,5	52,5	27,5	12,5	27	32

102209

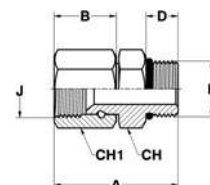
Terminale diritto femmina
JIC cono 37° - maschio
Metrico cil. con O.R. e rondella
per sedi ISO 9974
Connector swivel female
JIC - male Metric
with O.R. and retaining ring
ISO 9974 ports
SEDI PAG.32 / PORTS PAG.32



T		RIFERIMENTO REFERENCE	J	F	A	B	D	CH	CH ₁
MM.	IN.								
6	1/4	A102331/0610	UNF-UN 7/16-20	METRICO METRIC 10x1	35,5	18,5	9,5	14	14
6	1/4	A102331/0612	7/16-20	12x1,5	37,5	18,5	11	17	14
8	5/16	A102331/0810	1/2-20	10x1	37,5	20,5	9,5	14	17
8	5/16	A102331/0812	1/2-20	12x1,5	40	20,5	11	17	17
8	5/16	A102331/0814	1/2-20	14x1,5	40	20,5	11	19	17
10	3/8	A102331/1014	9/16-18	14x1,5	41	21,5	11	19	17
10	3/8	A102331/1016	9/16-18	16x1,5	42,5	21,5	12,5	22	17
12	1/2	A102331/1216	3/4-16	16x1,5	44	23	12,5	22	22
12	1/2	A102331/1218	3/4-16	18x1,5	46	23	14	24	22
14÷16	5/8	A102331/1618	7/8-14	18x1,5	49	26	14	24	27
14÷16	5/8	A102331/1622	7/8-14	22x1,5	52	26	15	27	27
18-20	3/4	A102331/2022	1" 1/16-12	22x1,5	53,5	27,5	15	27	32
18-20	3/4	A102331/2027	1" 1/16-12	27x2	57,5	27,5	18,5	32	32
25	1"	A102331/2527	1" 5/16-12	27x2	60	30	18,5	32	38
25	1"	A102331/2533	1" 5/16-12	33x2	62	30	18,5	41	38
30-32	1" 1/4	A102331/3242	1" 5/8-12	42x2	66	32,5	19	50	50
38	1" 1/2	A102331/3848	1" 7/8-12	48x2	76	38	21,5	55	57
10	3/8	SA102331/1018	9/16-18	18x1,5	45,5	21,5	14	24	17
18-20	3/4	SA102331/2020	1" 1/16-12	20x1,5	52,5	27,5	15	27	32

102331

Terminale diritto femmina
JIC cono 37° - maschio
Metrico cil. con O.R.
per sedi ISO 6149
Connector swivel female
JIC - male Metric
with O.R. ISO 6149 ports
SEDI PAG.30 / PORTS PAG.30



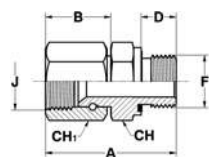
RACCORDI PER TUBI SVASATI - 37°

37° - FLARED TUBE CONNECTORS

102210

Terminale diritto femmina
 JIC cono 37° - maschio
 Metrico cil. con tenuta
 ad elastomero per sedi ISO 9974
 Connector swivel female
 JIC - male Metric
 with elastomer seal
 ISO 9974 ports

SEDI PAG.34 / PORTS PAG.34



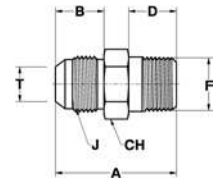
T		RIFERIMENTO REFERENCE	J	F	A	B	D	CH	CH ₁
MM.	IN.		UNF-UN	METRICO METRIC					
6	1/4	A102210/0610	7/16-20	10x1	34,5	18,5	8	14	14
6	1/4	A102210/0612	7/16-20	12x1,5	39,5	18,5	12	17	14
8	5/16	A102210/0810	1/2-20	10x1	36,5	20,5	8	14	17
8	5/16	A102210/0812	1/2-20	12x1,5	41,5	20,5	12	17	17
10	3/8	A102210/1014	9/16-18	14x1,5	43,5	21,5	12	19	17
10	3/8	A102210/1016	9/16-18	16x1,5	43,5	21,5	12	22	17
12	1/2	A102210/1216	3/4-16	16x1,5	45	23	12	22	22
12	1/2	A102210/1218	3/4-16	18x1,5	45,5	23	12	24	22
14÷16	5/8	A102210/1618	7/8-14	18x1,5	48,5	26	12	24	27
14÷16	5/8	A102210/1622	7/8-14	22x1,5	51,5	26	14	27	27
18-20	3/4	A102210/2022	1" 1/16-12	22x1,5	54	27,5	14	27	32
18-20	3/4	A102210/2027	1" 1/16-12	27x2	57,5	27,5	16	32	32
25	1"	A102210/2527	1" 5/16-12	27x2	60	30	16	36	38
25	1"	A102210/2533	1" 5/16-12	33x2	63	30	18	41	38
30-32	1" 1/4	A102210/3242	1" 5/8-12	42x2	69,5	32,5	20	50	50
38	1" 1/2	A102210/3848	1" 7/8-12	48x2	78,5	38	22	55	57



102100

T	RIFERIMENTO REFERENCE		J	F	A	B	D	CH
	MM.	IN.						
6	1/4	A102100/0610	7/16-20	1/8	31	14	10	13
6	1/4	A102100/0613	7/16-20	1/4	35.5	14	14,5	14
8	5/16	A102100/0810	1/2-20	1/8	31	14	10	14
8	5/16	A102100/0813	1/2-20	1/4	35.5	14	14,5	14
10	3/8	A102100/1010	9/16-18	1/8	31.5	14	10	16
10	3/8	A102100/1013	9/16-18	1/4	36	14	14,5	16
10	3/8	A102100/1017	9/16-18	3/8	36	14	14,5	19
10	3/8	A102100/1021	9/16-18	1/2	42.5	14	19	22
12	1/2	A102100/1213	3/4-16	1/4	39	17	14,5	21
12	1/2	A102100/1217	3/4-16	3/8	39	17	14,5	21
12	1/2	A102100/1221	3/4-16	1/2	45.5	17	19	22
12	1/2	A102100/1226	3/4-16	3/4	47.5	17	19	27
14÷16	5/8	A102100/1617	7/8-14	3/8	43.5	19,5	14,5	24
14÷16	5/8	A102100/1621	7/8-14	1/2	48	19,5	19	24
14÷16	5/8	A102100/1626	7/8-14	3/4	50	19,5	19	27
18-20	3/4	A102100/2021	1" 1/16-12	1/2	52.5	22	19	27
18-20	3/4	A102100/2026	1" 1/16-12	3/4	52.5	22	19	30
18-20	3/4	A102100/2033	1" 1/16-12	1"	57.5	22	24	35
22	7/8	A102100/2226	1" 3/16-12	3/4	53	22,5	19	32
25	1"	A102100/2526	1" 5/16-12	3/4	53.5	23	19	35
25	1"	A102100/2533	1" 5/16-12	1"	58.5	23	24	35
30-32	1" 1/4	A102100/3233	1" 5/8-12	1"	61.5	24,5	24	42
30-32	1" 1/4	A102100/3242	1" 5/8-12	1" 1/4	62	24,5	24,5	46
38	1" 1/2	A102100/3842	1" 7/8-12	1" 1/4	67	27,5	24,5	50
38	1" 1/2	A102100/3848	1" 7/8-12	1" 1/2	68	27,5	25,5	50
3	1/8	SA102100/0310	5/16-24	1/8	28	11,5	10	13
6	1/4	SA102100/0617	7/16-20	3/8	36	14	14,5	19
6	1/4	SA102100/0621	7/16-20	1/2	42.5	14	19	22
8	5/16	SA102100/0817	1/2-20	3/8	36	14	14,5	19
8	5/16	SA102100/0821	1/2-20	1/2	42.5	14	19	22
10	3/8	SA102100/1026	9/16-18	3/4	44.5	14	19	30
12	1/2	SA102100/1210	3/4-16	1/8	36	17	10	21
12	1/2	SA102100/1233	3/4-16	1"	52	17	24	35
12	1/2	SA102100/1242	3/4-16	1" 1/4	54.5	17	24,5	46
12	1/2	SA102100/1248	3/4-16	1" 1/2	57.5	17	25,5	50
14÷16	5/8	SA102100/1613	7/8-14	1/4	43.5	19,5	14,5	24
18-20	3/4	SA102100/2017	1" 1/16-12	3/8	45	22	14,5	27
18-20	3/4	SA102100/2042	1" 1/16-12	1" 1/4	59.5	22	24,5	46
18-20	3/4	SA102100/2048	1" 1/16-12	1" 1/2	62.5	22	25,5	50
25	1"	SA102100/2521	1" 5/16-12	1/2	53.5	23	19	36
25	1"	SA102100/2542	1" 5/16-12	1" 1/4	60.5	23	24,5	42
25	1"	SA102100/2560	1" 5/16-12	2"	66	23	26	65
30-32	1" 1/4	SA102100/3248	1" 5/8-12	1" 1/2	65	24,5	25,5	50
30-32	1" 1/4	SA102100/3260	1" 5/8-12	2"	69	24,5	26	65
50	2"	SA102100/5048	2" 1/2-12	1" 1/2	78.5	34	25,5	65
50	2"	SA102100/5060	2" 1/2-12	2"	79	34	26	65

Terminale dritto
JIC cono 37° - NPTF
per sedi SAE 476
Connector male
JIC - NPTF taper SAE 476 ports
SEDI PAG.35 / PORTS PAG.35

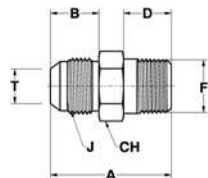


RACCORDI PER TUBI SVASATI - 37°

37° - FLARED TUBE CONNECTORS

102111

Terminale dritto
 JIC cono 37° - GAS conico (BSPT)
 per sedi ISO 7
 Connector male
 JIC - BSPT taper ISO 7 ports



T		RIFERIMENTO REFERENCE	J	F	A	B	D	CH
MM.	IN.		UNF-UN	GAS CON.BSPT				
6	1/4	A102111/0610	7/16-20	1/8	29	14	9	13
6	1/4	A102111/0613	7/16-20	1/4	33	14	13	14
8	5/16	A102111/0810	1/2-20	1/8	29	14	9	14
8	5/16	A102111/0813	1/2-20	1/4	33	14	13	14
10	3/8	A102111/1013	9/16-18	1/4	33.5	14	13	17
10	3/8	A102111/1017	9/16-18	3/8	33.5	14	13,5	19
10	3/8	A102111/1021	9/16-18	1/2	37.5	14	15,5	24
12	1/2	A102111/1213	3/4-16	1/4	36.5	17	13	22
12	1/2	A102111/1217	3/4-16	3/8	36.5	17	13,5	22
12	1/2	A102111/1221	3/4-16	1/2	40.5	17	15,5	24
14÷16	5/8	A102111/1617	7/8-14	3/8	41	19,5	13,5	24
14÷16	5/8	A102111/1621	7/8-14	1/2	43	19,5	15,5	24
14÷16	5/8	A102111/1626	7/8-14	3/4	47	19,5	17	30
18-20	3/4	A102111/2021	1" 1/16-12	1/2	47.5	22	15,5	30
18-20	3/4	A102111/2026	1" 1/16-12	3/4	49.5	22	17	30
18-20	3/4	A102111/2033	1" 1/16-12	1"	51.5	22	19,5	36
22	7/8	A102111/2226	1" 3/16-12	3/4	50	22,5	17	32
25	1"	A102111/2526	1" 5/16-12	3/4	50.5	23	17	36
25	1"	A102111/2533	1" 5/16-12	1"	52.5	23	19,5	36
30-32	1" 1/4	A102111/3233	1" 5/8-12	1"	55.5	24,5	19,5	46
30-32	1" 1/4	A102111/3242	1" 5/8-12	1" 1/4	57.5	24,5	21,5	46
38	1" 1/2	A102111/3848	1" 7/8-12	1" 1/2	62.5	27,5	21,5	50
6	1/4	SA102111/0617	7/16-20	3/8	33.5	14	13,5	19
8	5/16	SA102111/0817	1/2-20	3/8	35	14	13,5	19
10	3/8	SA102111/1010	9/16-18	1/8	30	14	9	17
10	3/8	SA102111/1026	9/16-18	3/4	40	14	17	30
12	1/2	SA102111/1226	3/4-16	3/4	43	17	17	30
14÷16	5/8	SA102111/1613	7/8-14	1/4	42	19,5	13	24
14÷16	5/8	SA102111/1633	7/8-14	1"	49	19,5	19,5	36
18-20	3/4	SA102111/2013	1" 1/16-12	1/4	45.5	22,5	13	30
25	1"	SA102111/2542	1" 5/16-12	1" 1/4	57.5	23	21,5	46
25	1"	SA102111/2560	1" 5/16-12	2"	65	23	26	65
30-32	1" 1/4	SA102111/3248	1" 5/8-12	1" 1/2	59.5	24,5	21,5	50
38	1" 1/2	SA102111/3842	1" 7/8-12	1" 1/4	62.5	27,5	21,5	50
50	2"	SA102111/5048	2" 1/2-12	1" 1/2	74.5	34	21,5	65
50	2"	SA102111/5060	2" 1/2-12	2"	76	34	26	65

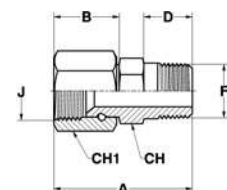


102232

T		RIFERIMENTO REFERENCE	J	F	A	B	D	CH	CH ₁
MM.	IN.		UNF-UN	NPTF					
6	1/4	A102232/0610	7/16-20	1/8	35,5	18,5	10	13	14
6	1/4	A102232/0613	7/16-20	1/4	40	18,5	14,5	14	14
8	5/16	A102232/0810	1/2-20	1/8	37,5	20,5	10	14	17
8	5/16	A102232/0813	1/2-20	1/4	42	20,5	14,5	14	17
10	3/8	A102232/1010	9/16-18	1/8	39	21,5	10	16	17
10	3/8	A102232/1013	9/16-18	1/4	43,5	21,5	14,5	16	17
10	3/8	A102232/1017	9/16-18	3/8	43,5	21,5	14,5	19	17
10	3/8	A102232/1021	9/16-18	1/2	50	21,5	19	22	17
12	1/2	A102232/1213	3/4-16	1/4	45	23	14,5	21	22
12	1/2	A102232/1217	3/4-16	3/8	45	23	14,5	21	22
12	1/2	A102232/1221	3/4-16	1/2	51,5	23	19	22	22
12	1/2	A102232/1226	3/4-16	3/4	53,5	23	19	27	22
14÷16	5/8	A102232/1617	7/8-14	3/8	50	26	14,5	22	27
14÷16	5/8	A102232/1621	7/8-14	1/2	54,5	26	19	22	27
14÷16	5/8	A102232/1626	7/8-14	3/4	56,5	26	19	27	27
18-20	3/4	A102232/2021	1" 1/16-12	1/2	58	27,5	19	27	32
18-20	3/4	A102232/2026	1" 1/16-12	3/4	58	27,5	19	27	32
22	7/8	A102232/2226	1" 3/16-12	3/4	59,5	29	19	30	36
25	1"	A102232/2526	1" 5/16-12	3/4	60,5	30	19	35	38
25	1"	A102232/2533	1" 5/16-12	1"	65,5	30	24	35	38
30-32	1" 1/4	A102232/3233	1" 5/8-12	1"	69,5	32,5	24	41	50
30-32	1" 1/4	A102232/3242	1" 5/8-12	1" 1/4	70	32,5	24,5	46	50
38	1" 1/2	A102232/3848	1" 7/8-12	1" 1/2	78,5	38	25,5	50	57
18-20	3/4	SA102232/2033	1" 1/16-12	1"	64,5	27,5	24	35	32

Terminale diritto femmina
JIC cono 37° - maschio
NPTF per sedi SAE 476
Connector swivel female
JIC - male NPTF taper
SAE 476 ports

SEDI PAG.35 / PORTS PAG.35

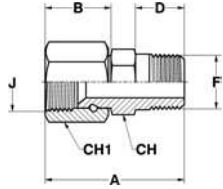


RACCORDI PER TUBI SVASATI - 37°

37° - FLARED TUBE CONNECTORS

102243

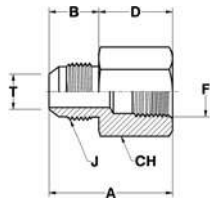
Terminale diritto femmina
JIC cono 37° - maschio
GAS conico (BSPT)
per sedi ISO 7
Connector swivel female
JIC - male BSPT taper
ISO 7 ports



T		RIFERIMENTO REFERENCE	J	F	A	B	D	CH	CH ₁
MM.	IN.		UNF-UN	GAS CON.BSPT					
6	1/4	A102243/0610	7/16-20	1/8	34,5	18,5	9	14	14
6	1/4	A102243/0613	7/16-20	1/4	38,5	18,5	13	14	14
8	5/16	A102243/0810	1/2-20	1/8	36,5	20,5	9	14	17
8	5/16	A102243/0813	1/2-20	1/4	40,5	20,5	13	14	17
10	3/8	A102243/1013	9/16-18	1/4	41	21,5	13	17	17
10	3/8	A102243/1017	9/16-18	3/8	41,5	21,5	13,5	19	17
10	3/8	A102243/1021	9/16-18	1/2	45	21,5	15,5	24	17
12	1/2	A102243/1213	3/4-16	1/4	42	23	13	19	22
12	1/2	A102243/1217	3/4-16	3/8	43	23	13,5	19	22
12	1/2	A102243/1221	3/4-16	1/2	46,5	23	15,5	24	22
14÷16	5/8	A102243/1617	7/8-14	3/8	47,5	26	13,5	22	27
14÷16	5/8	A102243/1621	7/8-14	1/2	49,5	26	15,5	24	27
14÷16	5/8	A102243/1626	7/8-14	3/4	53,5	26	17	30	27
18-20	3/4	A102243/2021	1" 1/16-12	1/2	53	27,5	15,5	27	32
18-20	3/4	A102243/2026	1" 1/16-12	3/4	55	27,5	17	30	32
18-20	3/4	A102243/2033	1" 1/16-12	1"	57	27,5	19,5	36	32
22	7/8	A102243/2226	1" 3/16-12	3/4	56,5	29	17	30	36
25	1"	A102243/2526	1" 5/16-12	3/4	57,5	30	17	32	38
25	1"	A102243/2533	1" 5/16-12	1"	59,5	30	19,5	36	38
30-32	1" 1/4	A102243/3233	1" 5/8-12	1"	63,5	32,5	19,5	41	50
30-32	1" 1/4	A102243/3242	1" 5/8-12	1" 1/4	65,5	32,5	21,5	46	50
38	1" 1/2	A102243/3848	1" 7/8-12	1" 1/2	73	38	21,5	50	57
50	2"	SA102243/5060	2" 1/2-12	2"	79	47	26	65	75

102133

Giunzione diretta maschio
JIC cono 37° - femmina NPTF
Adapter male JIC - female
NPTF taper



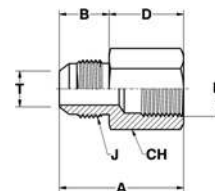
T		RIFERIMENTO REFERENCE	J	F	A	B	D	CH
MM.	IN.		UNF-UN	NPTF				
6	1/4	A102133/0610	7/16-20	1/8	30	14	16	14
6	1/4	A102133/0613	7/16-20	1/4	35,5	14	21,5	19
8	5/16	A102133/0810	1/2-20	1/8	30	14	16	14
8	5/16	A102133/0813	1/2-20	1/4	35,5	14	21,5	19
10	3/8	A102133/1013	9/16-18	1/4	35,5	14	21,5	19
10	3/8	A102133/1017	9/16-18	3/8	36,5	14	22,5	22
12	1/2	A102133/1213	3/4-16	1/4	38,5	17	21,5	22
12	1/2	A102133/1217	3/4-16	3/8	39,5	17	22,5	22
12	1/2	A102133/1221	3/4-16	1/2	45,5	17	28,5	30
14÷16	5/8	A102133/1621	7/8-14	1/2	48	19,5	28,5	30
18-20	3/4	A102133/2021	1" 1/16-12	1/2	50,5	22	28,5	30
18-20	3/4	A102133/2026	1" 1/16-12	3/4	52,5	22	30,5	35
22	7/8	A102133/2226	1" 3/16-12	3/4	53	22,5	30,5	35
25	1"	A102133/2533	1" 5/16-12	1"	59,5	23	36,5	41
30-32	1" 1/4	A102133/3242	1" 5/8-12	1" 1/4	63	24,5	38,5	50
38	1" 1/2	A102133/3848	1" 7/8-12	1" 1/2	66,5	27,5	39	60
6	1/4	SA102133/0621	7/16-20	1/2	43	14	29	27
10	3/8	SA102133/1021	9/16-18	1/2	42,5	14	28,5	30
18-20	3/4	SA102133/2033	1" 1/16-12	1"	58,5	22	36,5	41



T		RIFERIMENTO REFERENCE	J	F	A	B	D	CH
MM.	IN.		UNF-UN	GAS CIL.BSPP				
6	1/4	A102144/0610	7/16-20	1/8	30	14	16	14
6	1/4	A102144/0613	7/16-20	1/4	35.5	14	21,5	19
8	5/16	A102144/0810	1/2-20	1/8	30	14	16	14
8	5/16	A102144/0813	1/2-20	1/4	35.5	14	21,5	19
10	3/8	A102144/1013	9/16-18	1/4	35.5	14	21,5	19
10	3/8	A102144/1017	9/16-18	3/8	36.5	14	22,5	22
10	3/8	A102144/1021	9/16-18	1/2	42.5	14	28,5	27
12	1/2	A102144/1213	3/4-16	1/4	38.5	17	21,5	22
12	1/2	A102144/1217	3/4-16	3/8	39.5	17	22,5	22
12	1/2	A102144/1221	3/4-16	1/2	45.5	17	28,5	27
14÷16	5/8	A102144/1621	7/8-14	1/2	48	19,5	28,5	27
18-20	3/4	A102144/2021	1" 1/16-12	1/2	50.5	22	28,5	30
18-20	3/4	A102144/2026	1" 1/16-12	3/4	52.5	22	30,5	36
22	7/8	A102144/2226	1" 3/16-12	3/4	53	22,5	30,5	36
25	1"	A102144/2533	1" 5/16-12	1"	59.5	23	36,5	41
30-32	1" 1/4	A102144/3233	1" 5/8-12	1"	61	24,5	36,5	46
30-32	1" 1/4	A102144/3242	1" 5/8-12	1" 1/4	63	24,5	38,5	50
38	1" 1/2	A102144/3842	1" 7/8-12	1" 1/4	66	27,5	38,5	50
38	1" 1/2	A102144/3848	1" 7/8-12	1" 1/2	66.5	27,5	39	60
6	1/4	SA102144/0626	7/16-20	3/4	44	14	30	36
8	5/16	SA102144/0817	1/2-20	3/8	36.5	14	22,5	22
10	3/8	SA102144/1010	9/16-18	1/8	30	14	16	17
12	1/2	SA102144/1226	3/4-16	3/4	47.5	17	30,5	36
14÷16	5/8	SA102144/1617	7/8-14	3/8	42	19,5	22,5	24
18-20	3/4	SA102144/2017	1" 1/16-12	3/8	44	22	22	30
25	1"	SA102144/2526	1" 5/16-12	3/4	53.5	23	30,5	36

102144

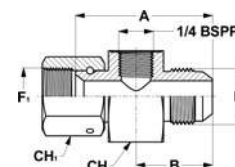
Giunzione diretta maschio
JIC cono 37° - femmina
GAS cil. (BSPP)
Adapter male JIC - female BSPP



RIFERIMENTO REFERENCE	F	F ₁	A	B	CH	CH ₁
A102407/0606	7/16-20	7/16-20	48	26	36	14
A102407/0808	1/2-20	1/2-20	49	26	36	17
A102407/1010	9/16-18	9/16-18	50	26	36	17
A102407/1212	3/4-16	3/4-16	52	28	36	22
A102407/1616	7/8-14	7/8-14	54	30	36	27
A102407/2020	1" 1/16-12	1" 1/16-12	56	33	41	32
A102407/2525	1" 5/16-12	1" 5/16-12	60	34	46	38
A102407/3232	1" 5/8-12	1" 5/8-12	64	36	50	50
A102407/3838	1" 7/8-12	1" 7/8-12	70	39	60	57

102407

Giunzione diretta maschio
JIC cono 37° - femmina JIC
cono 37°
e attacco femmina BSPP
per presa di pressione
Straight union fitting
male/female JIC 37° cone
+ BSP port for
pressure test point

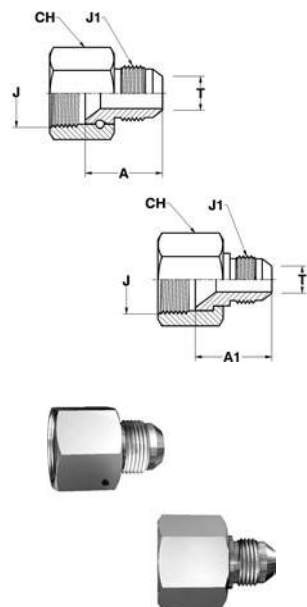


RACCORDI PER TUBI SVASATI - 37°

37° - FLARED TUBE CONNECTORS

102265

Giunzione diretta femmina
JIC cono 37° - maschio
JIC cono 37°
Reducer male - female JIC



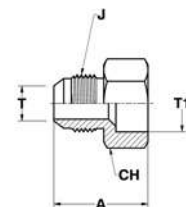
T		RIFERIMENTO REFERENCE	J	J ₁	A	A ₁	CH
MM.	IN.		UNF-UN	UNF-UN			
10	3/8	A102265/1006	9/16-18	7/16-20	-	24,5	17
10	3/8	A102265/1008	9/16-18	1/2-20	24,5	-	17
12	1/2	A102265/1206	3/4-16	7/16-20	-	25,5	22
12	1/2	A102265/1208	3/4-16	1/2-20	-	25,5	22
12	1/2	A102265/1210	3/4-16	9/16-18	-	25,5	22
14÷16	5/8	A102265/1606	7/8-14	7/16-20	-	26	27
14÷16	5/8	A102265/1610	7/8-14	9/16-18	-	26	27
14÷16	5/8	A102265/1612	7/8-14	3/4-16	29	-	27
18-20	3/4	A102265/2006	1"1/16-12	7/16-20	-	27,5	32
18-20	3/4	A102265/2010	1"1/16-12	9/16-18	-	27,5	32
18-20	3/4	A102265/2012	1"1/16-12	3/4-16	-	30,5	32
18-20	3/4	A102265/2016	1"1/16-12	7/8-14	31	-	32
22	7/8	A102265/2220	1"3/16-12	1"1/16-12	34	-	36
25	1"	A102265/2520	1"5/16-12	1"1/16-12	-	37,5	38
25	1"	A102265/2522	1"5/16-12	1"3/16-12	35,5	-	38
30-32	1"1/4	A102265/3220	1"5/8-12	1"1/16-12	-	39	50
30-32	1"1/4	A102265/3222	1"5/8-12	1"3/16-12	-	39,5	50
30-32	1"1/4	A102265/3225	1"5/8-12	1"5/16-12	-	40	50
38	1"1/2	A102265/3832	1"7/8-12	1"5/8-12	-	43	57
6	1/4	SA102265/0606	7/16-20	7/16-20	31	-	14
6	1/4	SA102265/0610	7/16-20	9/16-18	24	-	14
8	5/16	SA102265/0806	1/2-20	7/16-20	24	-	17
8	5/16	SA102265/0810	1/2-20	9/16-18	32	-	17
8	5/16	SA102265/0812	1/2-20	3/4-16	37	-	17
10	3/8	SA102265/1010	9/16-18	9/16-18	34	-	17
10	3/8	SA102265/1012	9/16-18	3/4-16	38	-	17
12	1/2	SA102265/1212	3/4-16	3/4-16	38	-	22
12	1/2	SA102265/1216	3/4-16	7/8-14	40	-	22
12	1/2	SA102265/1220	3/4-16	1"1/16-12	43,5	-	22
14÷16	5/8	SA102265/1608	7/8-14	1/2-20	-	26	27
14÷16	5/8	SA102265/1616	7/8-14	7/8-14	31	-	27
14÷16	5/8	SA102265/1625	7/8-14	1"5/16-12	47	-	27
18-20	3/4	SA102265/2008	1"1/16-12	1/2-20	-	29	32
18-20	3/4	SA102265/2020	1"1/16-12	1"1/16-12	45	-	32
18-20	3/4	SA102265/2025	1"1/16-12	1"5/16-12	36	-	32
25	1"	SA102265/2506	1"5/16-12	7/16-20	-	32,5	38
25	1"	SA102265/2508	1"5/16-12	1/2-20	-	29,5	38
25	1"	SA102265/2510	1"5/16-12	9/16-18	-	29,5	38
25	1"	SA102265/2512	1"5/16-12	3/4-16	-	31	38
25	1"	SA102265/2516	1"5/16-12	7/8-14	-	34	38
25	1"	SA102265/2525	1"5/16-12	1"5/16-12	49	-	38
30-32	1"1/4	SA102265/3216	1"5/8-12	7/8-14	-	36,5	50
30-32	1"1/4	SA102265/3238	1"5/8-12	1"7/8-12	56	-	50
38	1"1/2	SA102265/3812	1"7/8-12	3/4-16	-	35,5	57
38	1"1/2	SA102265/3816	1"7/8-12	7/8-14	-	38	57
38	1"1/2	SA102265/3820	1"7/8-12	1"1/16-12	-	41	57
38	1"1/2	SA102265/3822	1"7/8-12	1"3/16-12	-	39,5	57
38	1"1/2	SA102265/3825	1"7/8-12	1"5/16-12	-	42	57
38	1"1/2	SA102265/3838	1"7/8-12	1"7/8-12	58,5	-	57
38	1"1/2	SA102265/3850	1"7/8-12	2"1/2-12	72	-	57

FOR S.P.A. - NORME E DIMENSIONI SOGGETTE A MODIFICHE SENZA PREAVVISO.
FOR S.P.A. - DESIGN DETAILS AND SPECIFICATIONS SUBJECT TO CHANGE WITHOUT PRIOR NOTICE.



102276

Giunzione diretta maschio
JIC con 37° - sede a saldare
Braze connector male JIC



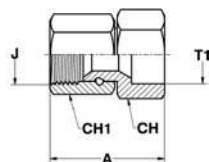
T		RIFERIMENTO REFERENCE	J	A	T ₁	CH
MM.	IN.		UNF-UN			
6	1/4	A102276/0606	7/16-20	26	6	14
8	5/16	A102276/0810	1/2-20	26	10	16
10	3/8	A102276/1010	9/16-18	27.5	10	19
10	3/8	A102276/1012	9/16-18	27.5	12	19
12	1/2	A102276/1212	3/4-16	29	12	22
12	1/2	A102276/1216	3/4-16	29	16	24
12	1/2	A102276/1218	3/4-16	29	18	24
14÷16	5/8	A102276/1616	7/8-14	31.5	16	24
14÷16	5/8	A102276/1618	7/8-14	31.5	18	24
14÷16	5/8	A102276/1622	7/8-14	36.5	22	30
18-20	3/4	A102276/2018	1" 1/16-12	40	18	30
18-20	3/4	A102276/2020	1" 1/16-12	40	20	30
18-20	3/4	A102276/2025	1" 1/16-12	40	25	32
25	1"	A102276/2525	1" 5/16-12	42	25	36
25	1"	A102276/2527	1" 5/16-12	42	27	36
25	1"	A102276/2532	1" 5/16-12	42.5	32	41
30-32	1" 1/4	A102276/3232	1" 5/8-12	45	32	46
30-32	1" 1/4	A102276/3238	1" 5/8-12	45	38	46
38	1" 1/2	A102276/3838	1" 7/8-12	50	38	50
6	1/4	SA102276/0610	7/16-20	26	10	16
10	3/8	SA102276/1013	9/16-18	27,5	13	19
12	1/2	SA102276/1208	3/4-16	29,5	8	22
12	1/2	SA102276/1210	3/4-16	29	10	21
12	1/2	SA102276/1214	3/4-16	29	14	22
12	1/2	SA102276/1215	3/4-16	29	15	22
12	1/2	SA102276/1217	3/4-16	29	17	24
12	1/2	SA102276/1220	3/4-16	29	20	24
14÷16	5/8	SA102276/1615	7/8-14	31,5	15	24
14÷16	5/8	SA102276/1620	7/8-14	37,5	20	30
14÷16	5/8	SA102276/1624	7/8-14	38,5	24	32
14÷16	5/8	SA102276/1626	7/8-14	38,5	26	32
18-20	3/4	SA102276/2022	1" 1/16-12	40	22	30
18-20	3/4	SA102276/2028	1" 1/16-12	40	28	36
22	7/8	SA102276/2220	1" 3/16-12	39,5	20	36
25	1"	SA102276/2520	1" 5/16-12	40,5	20	35
25	1"	SA102276/2530	1" 5/16-12	42	30	36
25	1"	SA102276/2545	1" 5/16-12	43	45	50
30-32	1" 1/4	SA102276/3228	1" 5/8-12	45	28	46
30-32	1" 1/4	SA102276/3234	1" 5/8-12	45	34	46

RACCORDI PER TUBI SVASATI - 37°

37° - FLARED TUBE CONNECTORS

102287

Giunzione diretta femmina
JIC cono 37° - sede a saldare
Braze connector female JIC



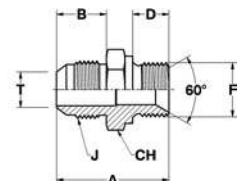
T		RIFERIMENTO REFERENCE	J	A	T ₁	CH	CH ₁
MM.	IN.		UNF-UN				
6	1/4	A102287/0606	7/16-20	30,5	6	14	14
8	5/16	A102287/0808	1/2-20	32	8	16	17
8	5/16	A102287/0810	1/2-20	31,5	10	16	17
10	3/8	A102287/1010	9/16-18	33,5	10	19	17
10	3/8	A102287/1012	9/16-18	33,5	12	19	17
12	1/2	A102287/1212	3/4-16	35	12	24	22
12	1/2	A102287/1216	3/4-16	35	16	24	22
12	1/2	A102287/1218	3/4-16	35	18	24	22
14÷16	5/8	A102287/1614	7/8-14	38	14	24	27
14÷16	5/8	A102287/1616	7/8-14	38	16	24	27
14÷16	5/8	A102287/1618	7/8-14	38	18	24	27
14÷16	5/8	A102287/1622	7/8-14	44	22	30	27
18-20	3/4	A102287/2018	1" 1/16-12	45,5	18	30	32
18-20	3/4	A102287/2020	1" 1/16-12	45,5	20	30	32
18-20	3/4	A102287/2025	1" 1/16-12	45,5	25	32	32
18-20	3/4	A102287/2027	1" 1/16-12	45,5	27	36	32
22	7/8	A102287/2222	1" 3/16-12	46	22	36	36
25	1"	A102287/2525	1" 5/16-12	49,5	25	36	38
25	1"	A102287/2527	1" 5/16-12	49	27	36	38
25	1"	A102287/2532	1" 5/16-12	49,5	32	41	38
25	1"	A102287/2534	1" 5/16-12	49,5	34	41	38
30-32	1" 1/4	A102287/3232	1" 5/8-12	53	32	46	50
30-32	1" 1/4	A102287/3238	1" 5/8-12	53	38	46	50
38	1" 1/2	A102287/3838	1" 7/8-12	61	38	50	57
10	3/8	SA102287/1008	9/16-18	33,5	8	19	17
10	3/8	SA102287/1013	9/16-18	33,5	13	19	17
10	3/8	SA102287/1022	9/16-18	39,5	22	30	17
12	1/2	SA102287/1208	3/4-16	34	8	22	22
12	1/2	SA102287/1217	3/4-16	35	17	24	22
14÷16	5/8	SA102287/1620	7/8-14	44	20	30	27
25	1"	SA102287/2530	1" 5/16-12	48,5	30	41	38
25	1"	SA102287/2535	1" 5/16-12	49,5	35	41	38



T		RIFERIMENTO REFERENCE	J	F	A	B	D	CH
MM.	IN.		UNF-UN	GAS CIL.BSPP				
6	1/4	A102353/0610	7/16-20	1/8	29	14	8	14
6	1/4	A102353/0613	7/16-20	1/4	34.5	14	12	19
6	1/4	A102353/0617	7/16-20	3/8	34.5	14	12	22
6	1/4	A102353/0621	7/16-20	1/2	38	14	14	27
8	5/16	A102353/0810	1/2-20	1/8	29	14	8	14
8	5/16	A102353/0813	1/2-20	1/4	34.5	14	12	19
8	5/16	A102353/0817	1/2-20	3/8	34.5	14	12	22
10	3/8	A102353/1013	9/16-18	1/4	34.5	14	12	19
10	3/8	A102353/1017	9/16-18	3/8	34.5	14	12	22
10	3/8	A102353/1021	9/16-18	1/2	38	14	14	27
12	1/2	A102353/1213	3/4-16	1/4	37.5	17	12	22
12	1/2	A102353/1217	3/4-16	3/8	37.5	17	12	22
12	1/2	A102353/1221	3/4-16	1/2	41	17	14	27
12	1/2	A102353/1226	3/4-16	3/4	45	17	16	32
14÷16	5/8	A102353/1617	7/8-14	3/8	40.5	19,5	12	24
14÷16	5/8	A102353/1621	7/8-14	1/2	43.5	19,5	14	27
14÷16	5/8	A102353/1626	7/8-14	3/4	47.5	19,5	16	32
18-20	3/4	A102353/2021	1" 1/16-12	1/2	47	22	14	30
18-20	3/4	A102353/2026	1" 1/16-12	3/4	50	22	16	32
18-20	3/4	A102353/2033	1" 1/16-12	1"	52.5	22	18	41
22	7/8	A102353/2226	1" 3/16-12	3/4	50.5	22,5	16	32
25	1"	A102353/2526	1" 5/16-12	3/4	51	23	16	36
25	1"	A102353/2533	1" 5/16-12	1"	53.5	23	18	41
25	1"	A102353/2542	1" 5/16-12	1" 1/4	57	23	20	50
30-32	1" 1/4	A102353/3233	1" 5/8-12	1"	55.5	24,5	18	42
30-32	1" 1/4	A102353/3242	1" 5/8-12	1" 1/4	58.5	24,5	20	50
38	1" 1/2	A102353/3842	1" 7/8-12	1" 1/4	61.5	27,5	20	50
38	1" 1/2	A102353/3848	1" 7/8-12	1" 1/2	65.5	27,5	22	60
8	5/16	SA102353/0821	1/2-20	1/2	38	14	14	27
10	3/8	SA102353/1010	9/16-18	1/8	30	14	8	17
10	3/8	SA102353/1026	9/16-18	3/4	42	14	16	32
14÷16	5/8	SA102353/1610	7/8-14	1/8	35,5	19,5	8	24
14÷16	5/8	SA102353/1613	7/8-14	1/4	40,5	19,5	12	24
14÷16	5/8	SA102353/1623	7/8-14	5/8	47,5	19,5	16	27
14÷16	5/8	SA102353/1633	7/8-14	1"	49,5	19,5	18	41
18-20	3/4	SA102353/2042	1" 1/16-12	1" 1/4	55,5	22	20	50
22	7/8	SA102353/2213	1" 3/16-12	1/4	46,5	22,5	12	32
22	7/8	SA102353/2221	1" 3/16-12	1/2	49	22,5	14	32
25	1"	SA102353/2548	1" 5/16-12	1" 1/2	61	23	22	55
30-32	1" 1/4	SA102353/3226	1" 5/8-12	3/4	53,5	24,5	16	42
30-32	1" 1/4	SA102353/3248	1" 5/8-12	1" 1/2	62,5	24,5	22	55

102353

Terminale diritto JIC
cono 37° - maschio
GAS cil. (BSPP)
con cono interno 60°
per sedi ISO 8434-6
Connector male
JIC - male BSPP 60°
ISO 8434-6 ports

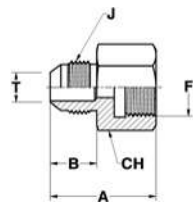


RACCORDI PER TUBI SVASATI - 37°

37° - FLARED TUBE CONNECTORS

102342

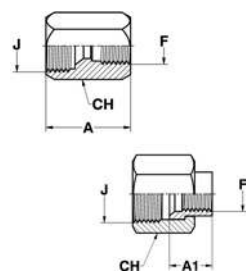
Portamanometro maschio
JIC cono 37° - femmina
GAS cil. (BSPP)
*Manometer connector
male JIC - female BSPP*



T		RIFERIMENTO REFERENCE	J	F	A	B	CH
MM.	IN.		UNF-UN	GAS CIL.BSPP			
6	1/4	A102342/0613	7/16-20	1/4	31	14	19
6	1/4	A102342/0621	7/16-20	1/2	41	14	27
8	5/16	A102342/0813	1/2-20	1/4	28	14	19
8	5/16	A102342/0821	1/2-20	1/2	41	14	27
10	3/8	A102342/1013	9/16-18	1/4	28	14	19
10	3/8	A102342/1021	9/16-18	1/2	35	14	27
12	1/2	A102342/1213	3/4-16	1/4	31	17	22
12	1/2	A102342/1221	3/4-16	1/2	38	17	27
12	1/2	SA102342/1217	3/4-16	3/8	35	17	24
14÷16	5/8	SA102342/1621	7/8-14	1/2	40	19,5	27

102298

Portamanometro femmina
JIC cono 37° - femmina
GAS cil. (BSPP)
*Manometer connector
female JIC - male BSPP*



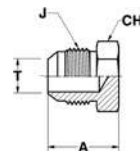
RIFERIMENTO REFERENCE	J	F	A	A ₁	CH
	UNF-UN	GAS CIL.BSPP			
A102298/0613	7/16-20	1/4	29.5	-	19
A102298/0813	1/2-20	1/4	28.5	-	19
A102298/1013	9/16-18	1/4	30	-	19
A102298/1213	3/4-16	1/4	32	-	22
A102298/1613	7/8-14	1/4	-	17	27
A102298/2013	1" 1/16-12	1/4	-	18	32
A102298/2213	1" 3/16-12	1/4	-	19	36
A102298/2513	1" 5/16-12	1/4	-	20	38
A102298/3213	1" 5/8-12	1/4	-	20	50
A102298/3813	1" 7/8-12	1/4	-	24	57



T		RIFERIMENTO REFERENCE	J	A	CH
MM.	IN.		UNF-UN		
6	1/4	A101022/06	7/16-20	20,5	13
8	5/16	A101022/08	1/2-20	20,5	14
10	3/8	A101022/10	9/16-18	21,5	16
12	1/2	A101022/12	3/4-16	24,5	21
14÷16	5/8	A101022/16	7/8-14	28	24
18-20	3/4	A101022/20	1" 1/16-12	32,5	30
22	7/8	A101022/22	1" 3/16-12	33	32
25	1"	A101022/25	1" 5/16-12	34	35
30-32	1" 1/4	A101022/32	1" 5/8-12	37	42
38	1" 1/2	A101022/38	1" 7/8-12	42	50
50	2"	SA101022/50	2" 1/2-12	52	70

101022

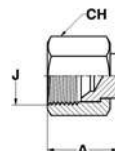
Tappo maschio JIC
JIC Male plug



T		RIFERIMENTO REFERENCE	J	A	CH
MM.	IN.		UNF-UN		
6	1/4	A101033/06	7/16-20	18	14
8	5/16	A101033/08	1/2-20	20,5	17
10	3/8	A101033/10	9/16-18	22	17
12	1/2	A101033/12	3/4-16	24,5	22
14÷16	5/8	A101033/16	7/8-14	28	27
18-20	3/4	A101033/20	1" 1/16-12	30	32
22	7/8	A101033/22	1" 3/16-12	31	36
25	1"	A101033/25	1" 5/16-12	33,5	41
30-32	1" 1/4	A101033/32	1" 5/8-12	35	50
38	1" 1/2	A101033/38	1" 7/8-12	40,5	57

101033

Tappo femmina JIC
JIC Female plug

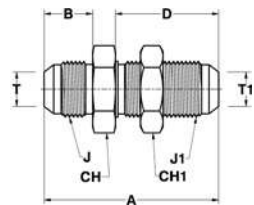


RACCORDI PER TUBI SVASATI - 37°

37° - FLARED TUBE CONNECTORS

103002

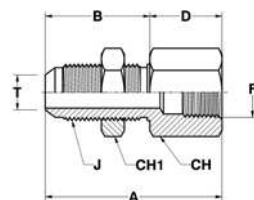
Giunzione diretta passaparatia
JIC cono 37° - JIC cono 37°
Bulkhead union male
JIC - JIC



T		T ₁		RIFERIMENTO REFERENCE	J	J ₁	A	B	D	CH	CH ₁
MM.	IN.	MM.	IN.		UNF-UN	UNF-UN					
6	1/4	6	1/4	A103002/06	7/16-20	7/16-20	52.5	14	31,5	17	17
8	5/16	8	5/16	A103002/08	1/2-20	1/2-20	52.5	14	31,5	19	19
10	3/8	10	3/8	A103002/10	9/16-18	9/16-18	55.5	14	33,5	22	22
12	1/2	12	1/2	A103002/12	3/4-16	3/4-16	62	17	37,5	24	24
14÷16	5/8	14÷16	5/8	A103002/16	7/8-14	7/8-14	69.5	19,5	41	30	30
18-20	3/4	18-20	3/4	A103002/20	1" 1/16-12	1" 1/16-12	78.5	22	45,5	36	36
22	7/8	22	7/8	A103002/22	1" 3/16-12	1" 3/16-12	79	22,5	45,5	38	38
25	1"	25	1"	A103002/25	1" 5/16-12	1" 5/16-12	80	23	45,5	41	41
30-32	1" 1/4	30-32	1" 1/4	A103002/32	1" 5/8-12	1" 5/8-12	84	24,5	46,5	50	50
38	1" 1/2	38	1" 1/2	A103002/38	1" 7/8-12	1" 7/8-12	89.5	27,5	47	55	55
50	2"	50	2"	A103002/50	2" 1/2-12	2" 1/2-12	106,5	34	54	70	70
10	3/8	6	1/4	SA103002/1006	9/16-18	7/16-20	53.5	14	31,5	22	17
14÷16	5/8	12	1/2	SA103002/1612	7/8-14	3/4-16	66	19,5	37,5	30	24

103013

Giunzione diretta passaparatia
JIC cono 37° - femmina NPTF
Bulkhead union male
JIC - femelle NPTF



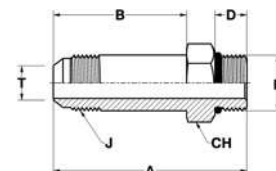
T		RIFERIMENTO REFERENCE	J	F	A	B	D	CH	CH ₁
MM.	IN.		UNF-UN	NPTF					
6	1/4	A103013/0610	7/16-20	1/8	47.5	31,5	16	17	17
6	1/4	A103013/0613	7/16-20	1/4	53	31,5	21,5	19	17
8	5/16	A103013/0810	1/2-20	1/8	47.5	31,5	16	19	19
8	5/16	A103013/0813	1/2-20	1/4	53	31,5	21,5	19	19
10	3/8	A103013/1010	9/16-18	1/8	49.5	33,5	16	22	22
10	3/8	A103013/1013	9/16-18	1/4	55	33,5	21,5	22	22
10	3/8	A103013/1017	9/16-18	3/8	56	33,5	22,5	22	22
12	1/2	A103013/1213	3/4-16	1/4	59	37,5	21,5	24	24
12	1/2	A103013/1217	3/4-16	3/8	60	37,5	22,5	24	24
12	1/2	A103013/1221	3/4-16	1/2	66	37,5	28,5	30	24
14÷16	5/8	A103013/1621	7/8-14	1/2	69.5	41	28,5	30	30
18-20	3/4	A103013/2021	1" 1/16-12	1/2	74	45,5	28,5	36	36
18-20	3/4	A103013/2026	1" 1/16-12	3/4	76	45,5	30,5	36	36
22	7/8	A103013/2226	1" 3/16-12	3/4	76	45,5	30,5	38	38
25	1"	A103013/2533	1" 5/16-12	1"	82	45,5	36,5	41	41
30-32	1" 1/4	A103013/3242	1" 5/8-12	1" 1/4	85	46,5	38,5	50	50
38	1" 1/2	A103013/3848	1" 7/8-12	1" 1/2	86	47	39	60	55



104014

T		RIFERIMENTO REFERENCE	J	F	A	B	D	CH
MM.	IN.		UNF-UN	UNF-UN				
6	1/4	A104014/0611	7/16-20	7/16-20	52.5	35	9	14
6	1/4	A104014/0612	7/16-20	1/2-20	52.5	35	9	16
6	1/4	A104014/0614	7/16-20	9/16-18	54,5	35	10	18
8	5/16	A104014/0812	1/2-20	1/2-20	54.5	37	9	16
10	3/8	A104014/1014	9/16-18	9/16-18	58.7	39	10	18
10	3/8	A104014/1019	9/16-18	3/4-16	60	39	11	22
12	1/2	A104014/1219	3/4-16	3/4-16	68.5	48	11	22
12	1/2	A104014/1222	3/4-16	7/8-14	71.5	48	13	27
12	1/2	A104014/1227	3/4-16	1" 1/16-12	76	48	15	32
14÷16	5/8	A104014/1619	7/8-14	3/4-16	74.5	53	11	24
14÷16	5/8	A104014/1622	7/8-14	7/8-14	77	53	13	27
14÷16	5/8	A104014/1627	7/8-14	1" 1/16-12	81.5	53	15	32
18-20	3/4	A104014/2019	1" 1/16-12	3/4-16	86,5	63	11	27
18-20	3/4	A104014/2022	1" 1/16-12	7/8-14	88	63	13	27
18-20	3/4	A104014/2027	1" 1/16-12	1" 1/16-12	91.5	63	15	32
18-20	3/4	A104014/2033	1" 1/16-12	1" 5/16-12	92.5	63	15	38
22	7/8	A104014/2230	1" 3/16-12	1" 3/16-12	96.5	68	15	35
25	1"	A104014/2527	1" 5/16-12	1" 1/16-12	100	72	15	35
25	1"	A104014/2533	1" 5/16-12	1" 5/16-12	101	72	15	38
25	1"	A104014/2541	1" 5/16-12	1" 5/8-12	102	72	15	48
30-32	1" 1/4	A104014/3241	1" 5/8-12	1" 5/8-12	119	88	15	48
38	1" 1/2	A104014/3848	1" 7/8-12	1" 7/8-12	131	98	15	55

Prolunga dritta
JIC cono 37° - SAE UNF-UN
per sedi ISO 11926
Long connector male
JIC - male SAE UNF-UN
with O.R. ISO 11926 ports
SEDI PAG.30 / PORTS PAG.30



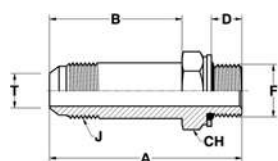
RACCORDI PER TUBI SVASATI - 37°

37° - FLARED TUBE CONNECTORS

104025

Prolunga diritta
JIC cono 37° - GAS cil. (BSPP)
con O.R. e rondella
per sedi ISO 1179
*Long connector male
JIC - male BSPP
with O.R. and retaining ring
ISO 1179 ports*

SEDI PAG.32 / PORTS PAG.32



T		RIFERIMENTO REFERENCE	J	F	A	B	D	CH
MM.	IN.		UNF-UN	GAS CIL-BSPP				
6	1/4	A104025/0610	7/16-20	1/8	50	35	7	14
6	1/4	A104025/0613	7/16-20	1/4	55.5	35	10	19
6	1/4	A104025/0617	7/16-20	3/8	55.5	35	10	24
6	1/4	A104025/0621	7/16-20	1/2	59	35	12	27
8	5/16	A104025/0810	1/2-20	1/8	52	37	7	14
8	5/16	A104025/0813	1/2-20	1/4	57.5	37	10	19
8	5/16	A104025/0817	1/2-20	3/8	57.5	37	10	24
10	3/8	A104025/1013	9/16-18	1/4	59.5	39	10	19
10	3/8	A104025/1017	9/16-18	3/8	59.5	39	10	24
10	3/8	A104025/1021	9/16-18	1/2	63	39	12	27
12	1/2	A104025/1213	3/4-16	1/4	68.5	48	10	22
12	1/2	A104025/1217	3/4-16	3/8	68.5	48	10	24
12	1/2	A104025/1221	3/4-16	1/2	72	48	12	27
12	1/2	A104025/1226	3/4-16	3/4	76	48	14	36
14÷16	5/8	A104025/1617	7/8-14	3/8	74	53	10	24
14÷16	5/8	A104025/1621	7/8-14	1/2	77	53	12	27
14÷16	5/8	A104025/1626	7/8-14	3/4	81	53	14	36
18-20	3/4	A104025/2021	1" 1/16-12	1/2	88	63	12	30
18-20	3/4	A104025/2026	1" 1/16-12	3/4	91	63	14	36
18-20	3/4	A104025/2033	1" 1/16-12	1"	93.5	63	15,5	41
22	7/8	A104025/2226	1" 3/16-12	3/4	96	68	14	36
25	1"	A104025/2526	1" 5/16-12	3/4	100	72	14	36
25	1"	A104025/2533	1" 5/16-12	1"	102	72	15,5	41
25	1"	A104025/2542	1" 5/16-12	1" 1/4	106	72	17,5	50
30-32	1" 1/4	A104025/3233	1" 5/8-12	1"	119	88	15,5	42
30-32	1" 1/4	A104025/3242	1" 5/8-12	1" 1/4	122	88	17,5	50
38	1" 1/2	A104025/3842	1" 7/8-12	1" 1/4	132	98	17,5	50
38	1" 1/2	A104025/3848	1" 7/8-12	1" 1/2	136	98	19,5	60

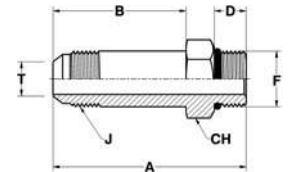


T		RIFERIMENTO REFERENCE	J	F	A	B	D	CH
MM.	IN.							
6	1/4	A104124/0610	7/16-20	1/8	51	35	9	14
6	1/4	A104124/0613	7/16-20	1/4	55.5	35	12	19
8	5/16	A104124/0813	1/2-20	1/4	57.5	37	12	19
8	5/16	A104124/0817	1/2-20	3/8	57.5	37	12	24
10	3/8	A104124/1013	9/16-18	1/4	59.5	39	12	19
10	3/8	A104124/1017	9/16-18	3/8	59.5	39	12	24
10	3/8	A104124/1021	9/16-18	1/2	65	39	16	27
12	1/2	A104124/1213	3/4-16	1/4	68.5	48	12	22
12	1/2	A104124/1217	3/4-16	3/8	68.5	48	12	24
12	1/2	A104124/1221	3/4-16	1/2	74	48	16	27
14÷16	5/8	A104124/1617	7/8-14	3/8	74	53	12	24
14÷16	5/8	A104124/1621	7/8-14	1/2	79	53	16	27
14÷16	5/8	A104124/1626	7/8-14	3/4	82	53	17	36
18-20	3/4	A104124/2021	1" 1/16-12	1/2	90	63	16	30
18-20	3/4	A104124/2026	1" 1/16-12	3/4	92	63	17	36
18-20	3/4	A104124/2033	1" 1/16-12	1"	95,5	63	20	41
25	1"	A104124/2526	1" 5/16-12	3/4	101	72	17	36
25	1"	A104124/2533	1" 5/16-12	1"	104	72	20	41
25	1"	A104124/2542	1" 5/16-12	1" 1/4	106	72	20	50
30-32	1" 1/4	A104124/3233	1" 5/8-12	1"	121	88	20	42
30-32	1" 1/4	A104124/3242	1" 5/8-12	1" 1/4	122	88	20	50
38	1" 1/2	A104124/3842	1" 7/8-12	1" 1/4	132	98	20	50
38	1" 1/2	A104124/3848	1" 7/8-12	1" 1/2	134	98	20	60

104124

Prolunga diritta
JIC cono 37° - GAS cil. (JIS)
con O.R. per sedi JIS 2351
Long connector male
JIC - male JIS
with O.R. JIS 2351 ports

SEDI PAG.31 / PORTS PAG.31

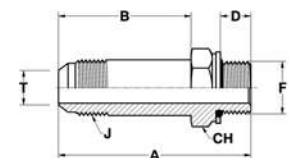


T		RIFERIMENTO REFERENCE	J	F	A	B	D	CH
MM.	IN.							
6	1/4	A104058/0610	7/16-20	10x1	51	35	8,5	14
6	1/4	A104058/0612	7/16-20	12x1,5	53.5	37	9,5	17
8	5/16	A104058/0810	1/2-20	10x1	53	37	8,5	14
8	5/16	A104058/0812	1/2-20	12x1,5	55.5	37	9,5	17
8	5/16	A104058/0814	1/2-20	14x1,5	56.5	37	9,5	19
10	3/8	A104058/1014	9/16-18	14x1,5	58.5	39	9,5	19
10	3/8	A104058/1016	9/16-18	16x1,5	60	39	11	22
12	1/2	A104058/1216	3/4-16	16x1,5	69	48	11	22
12	1/2	A104058/1218	3/4-16	18x1,5	70.5	48	12,5	24
14÷16	5/8	A104058/1618	7/8-14	18x1,5	75.5	53	12,5	24
14÷16	5/8	A104058/1620	7/8-14	20x1,5	76.5	53	12,5	27
14÷16	5/8	A104058/1622	7/8-14	22x1,5	78	53	13,5	27
18-20	3/4	A104058/2022	1" 1/16-12	22x1,5	89	63	13,5	30
18-20	3/4	A104058/2027	1" 1/16-12	27x2	92.5	63	16,5	32
22	7/8	A104058/2226	1" 3/16-12	26x1,5	94.5	68	14	36
25	1"	A104058/2527	1" 5/16-12	27x2	102	72	16,5	36
25	1"	A104058/2533	1" 5/16-12	33x2	102.5	72	16,5	41
30-32	1" 1/4	A104058/3242	1" 5/8-12	42x2	121	88	17	50
38	1" 1/2	A104058/3848	1" 7/8-12	48x2	136	88	19,5	60

104058

Prolunga diritta
JIC cono 37° - Metrico cil.
con O.R. e rondella
per sedi ISO 9974
Long connector male
JIC - male Metric
with O.R. and retaining ring
ISO 9974 ports

SEDI PAG.32 / PORTS PAG.32



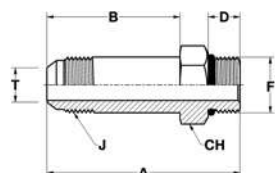
RACCORDI PER TUBI SVASATI - 37°

37° - FLARED TUBE CONNECTORS

104092

Prolunga diritta
JIC cono 37° - Metrico cil.
con O.R. per sedi ISO 6149
Long connector male
JIC - male Metric
with O.R. ISO 6149 ports

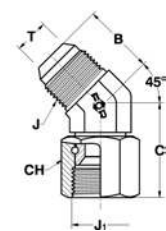
SEDI PAG.30 / PORTS PAG.30



T		RIFERIMENTO REFERENCE	J	F	A	B	D	CH
MM.	IN.		UNF-UN	METRICO METRIC				
6	1/4	A104092/0610	7/16-20	10x1	51	35	9,5	14
8	5/16	A104092/0810	1/2-20	10x1	53	37	9,5	14
8	5/16	A104092/0812	1/2-20	12x1,5	55,5	37	11	17
8	5/16	A104092/0814	1/2-20	14x1,5	56,5	37	11	19
10	3/8	A104092/1014	9/16-18	14x1,5	58,5	39	11	19
10	3/8	A104092/1016	9/16-18	16x1,5	60	39	12,5	22
12	1/2	A104092/1216	3/4-16	16x1,5	69	48	12,5	22
12	1/2	A104092/1218	3/4-16	18x1,5	70,5	48	14	24
14÷16	5/8	A104092/1618	7/8-14	18x1,5	75,5	53	14	24
14÷16	5/8	A104092/1622	7/8-14	22x1,5	78	53	15	27
18-20	3/4	A104092/2022	1" 1/16-12	22x1,5	89	63	15	30
18-20	3/4	A104092/2027	1" 1/16-12	27x2	92,5	63	18,5	32
25	1"	A104092/2527	1" 5/16-12	27x2	102	72	18,5	36
25	1"	A104092/2533	1" 5/16-12	33x2	102,5	72	18,5	41
30-32	1" 1/4	A104092/3242	1" 5/8-12	42x2	121	88	19	50
38	1" 1/2	A104092/3848	1" 7/8-12	48x2	136	98	21,5	60

105004

Giunzione 45° maschio
JIC cono 37° - femmina
JIC cono 37°
45° elbow union male
JIC - swivel female JIC



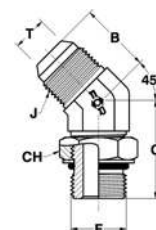
T		RIFERIMENTO REFERENCE	J	J ₁	B	C	CH
MM.	IN.		UNF-UN	UNF-UN			
6	1/4	A105004/06	7/16-20	7/16-20	18	24,5	14
8	5/16	A105004/08	1/2-20	1/2-20	19,5	26,5	17
10	3/8	A105004/10	9/16-18	9/16-18	21	29,5	17
12	1/2	A105004/12	3/4-16	3/4-16	25	32	22
14÷16	5/8	A105004/16	7/8-14	7/8-14	28	37	27
18-20	3/4	A105004/20	1" 1/16-12	1" 1/16-12	32,5	38,5	32
22	7/8	A105004/22	1" 3/16-12	1" 3/16-12	35	42	36
25	1"	A105004/25	1" 5/16-12	1" 5/16-12	37	45	38
30-32	1" 1/4	A105004/32	1" 5/8-12	1" 5/8-12	40,5	51,5	50
38	1" 1/2	A105004/38	1" 7/8-12	1" 7/8-12	45	57,5	57
50	2"	A105004/50	2" 1/2-12	2" 1/2-12	56,5	74	75
10	3/8	SA105004/1008	9/16-18	1/2-20	21	28,5	17



105015

T		RIFERIMENTO REFERENCE	J	F	B	C	CH
MM.	IN.		UNF-UN	UNF-UN			
6	1/4	A105015/0611	7/16-20	7/16-20	18	26.5	14
6	1/4	A105015/0612	7/16-20	1/2-20	19,5	26.5	17
6	1/4	A105015/0614	7/16-20	9/16-18	21	29	17
8	5/16	A105015/0812	1/2-20	1/2-20	19,5	26.5	17
10	3/8	A105015/1014	9/16-18	9/16-18	21	29	17
10	3/8	A105015/1019	9/16-18	3/4-16	22	33	22
12	1/2	A105015/1219	3/4-16	3/4-16	25	33	22
12	1/2	A105015/1222	3/4-16	7/8-14	25.5	38.5	27
12	1/2	A105015/1227	3/4-16	1" 1/16-12	27.5	44	32
14÷16	5/8	A105015/1619	7/8-14	3/4-16	28	35	22
14÷16	5/8	A105015/1622	7/8-14	7/8-14	28	38.5	27
14÷16	5/8	A105015/1627	7/8-14	1" 1/16-12	30	44	32
18-20	3/4	A105015/2019	1" 1/16-12	3/4-16	32.5	37	22
18-20	3/4	A105015/2022	1" 1/16-12	7/8-14	32.5	40.5	27
18-20	3/4	A105015/2027	1" 1/16-12	1" 1/16-12	32.5	44	32
18-20	3/4	A105015/2033	1" 1/16-12	1" 5/16-12	35.5	47	38
22	7/8	A105015/2230	1" 3/16-12	1" 3/16-12	35	45.5	35
25	1"	A105015/2527	1" 5/16-12	1" 1/16-12	37	47	32
25	1"	A105015/2533	1" 5/16-12	1" 5/16-12	37	47	38
25	1"	A105015/2541	1" 5/16-12	1" 5/8-12	39	48.5	50
30-32	1" 1/4	A105015/3241	1" 5/8-12	1" 5/8-12	40.5	48.5	50
38	1" 1/2	A105015/3848	1" 7/8-12	1" 7/8-12	45	48.5	55
8	5/16	SA105015/0814	1/2-20	9/16-18	21	29	17
10	3/8	SA105015/1011	9/16-18	7/16-20	21	27.5	14
10	3/8	SA105015/1012	9/16-18	1/2-20	21	27.5	17
12	1/2	SA105015/1214	3/4-16	9/16-18	25	30	17
30-32	1" 1/4	SA105015/3233	1" 5/8-12	1" 5/16-12	40.5	48.5	38

Terminale orientabile 45°
JIC cono 37° - SAE UNF-UN
per sedi ISO 11926
45° (AD) elbow male
JIC - male SAE UNF-UN
with O.R. ISO 11926 ports
SEDI PAG.30 / PORTS PAG.30



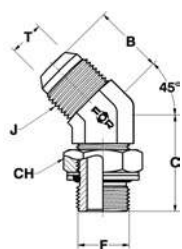
RACCORDI PER TUBI SVASATI - 37°

37° - FLARED TUBE CONNECTORS

105026

Terminale orientabile 45°
 JIC cono 37° - GAS cil. (BSPP)
 con O.R. e rondella
 per sedi ISO 1179
 45° (AD) elbow male
 JIC - male BSPP
 with O.R. and retaining ring
 ISO 1179 ports

SEDI PAG.32 / PORTS PAG.32



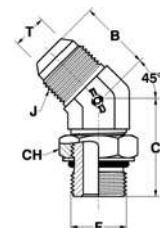
T		RIFERIMENTO REFERENCE	J	F	B	C	CH
MM.	IN.		UNF-UN	GAS CIL.BSPP			
6	1/4	A105026/0610	7/16-20	1/8	18	26.5	14
6	1/4	A105026/0613	7/16-20	1/4	21	29	19
6	1/4	A105026/0617	7/16-20	3/8	22	33	22
6	1/4	A105026/0621	7/16-20	1/2	22.5	38.5	27
8	5/16	A105026/0810	1/2-20	1/8	19.5	26.5	14
8	5/16	A105026/0813	1/2-20	1/4	21	29	19
8	5/16	A105026/0817	1/2-20	3/8	22	33	22
10	3/8	A105026/1013	9/16-18	1/4	21	29	19
10	3/8	A105026/1017	9/16-18	3/8	22	33	22
10	3/8	A105026/1021	9/16-18	1/2	22.5	38.5	27
12	1/2	A105026/1213	3/4-16	1/4	25	30	19
12	1/2	A105026/1217	3/4-16	3/8	25	33	22
12	1/2	A105026/1221	3/4-16	1/2	25.5	38.5	27
12	1/2	A105026/1226	3/4-16	3/4	27.5	44	36
14÷16	5/8	A105026/1617	7/8-14	3/8	28	35	22
14÷16	5/8	A105026/1621	7/8-14	1/2	28	38.5	27
14÷16	5/8	A105026/1626	7/8-14	3/4	30	44	36
18-20	3/4	A105026/2021	1" 1/16-12	1/2	32.5	40.5	27
18-20	3/4	A105026/2026	1" 1/16-12	3/4	32.5	44	36
18-20	3/4	A105026/2033	1" 1/16-12	1"	35.5	47	41
22	7/8	A105026/2226	1" 3/16-12	3/4	35	45.5	36
25	1"	A105026/2526	1" 5/16-12	3/4	37	47	36
25	1"	A105026/2533	1" 5/16-12	1"	37	47	41
25	1"	A105026/2542	1" 5/16-12	1" 1/4	39	48.5	50
30-32	1" 1/4	A105026/3233	1" 5/8-12	1"	40.5	48.5	41
30-32	1" 1/4	A105026/3242	1" 5/8-12	1" 1/4	40.5	48.5	50
38	1" 1/2	A105026/3842	1" 7/8-12	1" 1/4	45	48.5	50
38	1" 1/2	A105026/3848	1" 7/8-12	1" 1/2	45	48.5	60
10	3/8	SA105026/1026	9/16-18	3/4	25	44	36
18-20	3/4	SA105026/2023	1" 1/16-12	5/8	32.5	40.5	30



105093

T		RIFERIMENTO REFERENCE	J	F	B	C	CH
MM.	IN.		UNF-UN	GAS CIL. JIS			
6	1/4	A105093/0610	7/16-20	1/8	18	26.5	14
6	1/4	A105093/0613	7/16-20	1/4	21	29	19
6	1/4	A105093/0617	7/16-20	3/8	22	33	22
6	1/4	A105093/0621	7/16-20	1/2	22.5	38.5	27
8	5/16	A105093/0810	1/2-20	1/8	19,5	26.5	14
8	5/16	A105093/0813	1/2-20	1/4	21	29	19
8	5/16	A105093/0817	1/2-20	3/8	22	33	22
10	3/8	A105093/1013	9/16-18	1/4	21	29	19
10	3/8	A105093/1017	9/16-18	3/8	22	33	22
10	3/8	A105093/1021	9/16-18	1/2	22.5	38.5	27
10	3/8	A105093/1026	9/16-18	3/4	25	44	36
12	1/2	A105093/1213	3/4-16	1/4	25	30	19
12	1/2	A105093/1217	3/4-16	3/8	25	33	22
12	1/2	A105093/1221	3/4-16	1/2	25.5	38.5	27
12	1/2	A105093/1226	3/4-16	3/4	27.5	44	36
14÷16	5/8	A105093/1617	7/8-14	3/8	28	35	22
14÷16	5/8	A105093/1621	7/8-14	1/2	28	38.5	27
14÷16	5/8	A105093/1626	7/8-14	3/4	30	44	36
18-20	3/4	A105093/2021	1" 1/16-12	1/2	32.5	40.5	27
18-20	3/4	A105093/2026	1" 1/16-12	3/4	32.5	44	36
18-20	3/4	A105093/2033	1" 1/16-12	1"	35.5	47	41
22	7/8	A105093/2226	1" 3/16-12	3/4	35	45.5	36
25	1"	A105093/2526	1" 5/16-12	3/4	37	47	36
25	1"	A105093/2533	1" 5/16-12	1"	37	47	41
25	1"	A105093/2542	1" 5/16-12	1" 1/4	39	48.5	50
30-32	1" 1/4	A105093/3233	1" 5/8-12	1"	40.5	48.5	41
30-32	1" 1/4	A105093/3242	1" 5/8-12	1" 1/4	40.5	48.5	50
38	1" 1/2	A105093/3842	1" 7/8-12	1" 1/4	45	48.5	50
38	1" 1/2	A105093/3848	1" 7/8-12	1" 1/2	45	48.5	55

Terminale orientabile 45°
JIC cono 37° - GAS cil. (JIS)
con O.R. per sedi JIS 2351
45° (AD) elbow male
JIC - male JIS
with O.R. JIS 2351 ports
SEDI PAG.31 / PORTS PAG.31



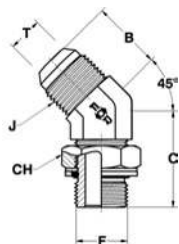
RACCORDI PER TUBI SVASATI - 37°

37° - FLARED TUBE CONNECTORS

105037

Terminale orientabile 45° JIC cono 37° - Metrico cil. con O.R. e rondella per sedi ISO 9974
 45° (ADJ) elbow male JIC - male Metric with O.R. and retaining ring ISO 9974 ports

SEDI PAG.32 / PORTS PAG.32



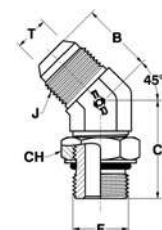
T		RIFERIMENTO REFERENCE	J	F	B	C	CH
MM.	IN.		UNF-UN	METRICO METRIC			
6	1/4	A105037/0610	7/16-20	10x1	18	26.5	14
6	1/4	A105037/0612	7/16-20	12x1,5	21	29	17
8	5/16	A105037/0810	1/2-20	10x1	19,5	26.5	14
8	5/16	A105037/0812	1/2-20	12x1,5	21	29	17
8	5/16	A105037/0814	1/2-20	14x1,5	21	29	19
10	3/8	A105037/1014	9/16-18	14x1,5	21	29	19
10	3/8	A105037/1016	9/16-18	16x1,5	22	33	22
12	1/2	A105037/1214	3/4-16	14x1,5	25	31.5	19
12	1/2	A105037/1216	3/4-16	16x1,5	25	33	22
12	1/2	A105037/1218	3/4-16	18x1,5	25	34	24
14÷16	5/8	A105037/1618	7/8-14	18x1,5	28	35	24
14÷16	5/8	A105037/1620	7/8-14	20x1,5	28	38.5	27
14÷16	5/8	A105037/1622	7/8-14	22x1,5	28	38.5	27
18-20	3/4	A105037/2022	1" 1/16-12	22x1,5	32.5	40.5	27
18-20	3/4	A105037/2027	1" 1/16-12	27x2	32.5	44	32
22	7/8	A105037/2226	1" 3/16-12	26x1,5	35	45.5	36
25	1"	A105037/2527	1" 5/16-12	27x2	37	47	32
25	1"	A105037/2533	1" 5/16-12	33x2	37	47	41
30-32	1" 1/4	A105037/3242	1" 5/8-12	42x2	40.5	48.5	50
38	1" 1/2	A105037/3848	1" 7/8-12	48x2	45	55	55
6	1/4	SA105037/0614	7/16-20	14x1,5	21	29	19
10	3/8	SA105037/1018	9/16-18	18x1,5	22.5	35	24
12	1/2	SA105037/1220	3/4-16	20x1,5	25	38.5	27



105082

T		RIFERIMENTO REFERENCE	J	F	B	C	CH
MM.	IN.		UNF-UN	METRICO METRIC			
6	1/4	A105082/0610	7/16-20	10x1	18	26.5	14
6	1/4	A105082/0612	7/16-20	12x1,5	21	29	17
8	5/16	A105082/0810	1/2-20	10x1	19,5	26.5	14
8	5/16	A105082/0812	1/2-20	12x1,5	21	29	17
8	5/16	A105082/0814	1/2-20	14x1,5	21	29	19
10	3/8	A105082/1014	9/16-18	14x1,5	21	29	19
10	3/8	A105082/1016	9/16-18	16x1,5	22	33	22
12	1/2	A105082/1214	3/4-16	14x1,5	25	31.5	19
12	1/2	A105082/1216	3/4-16	16x1,5	25	33	22
12	1/2	A105082/1218	3/4-16	18x1,5	25	34	24
14÷16	5/8	A105082/1618	7/8-14	18x1,5	28	35	24
14÷16	5/8	A105082/1622	7/8-14	22x1,5	28	38.5	27
18-20	3/4	A105082/2022	1" 1/16-12	22x1,5	32.5	40.5	27
18-20	3/4	A105082/2027	1" 1/16-12	27x2	32.5	44	32
25	1"	A105082/2527	1" 5/16-12	27x2	37	47	32
25	1"	A105082/2533	1" 5/16-12	33x2	37	47	41
30-32	1" 1/4	A105082/3242	1" 5/8-12	42x2	40.5	48.5	50
38	1" 1/2	A105082/3848	1" 7/8-12	48x2	45	55	55
6	1/4	SA105082/0614	7/16-20	14x1,5	21	29	19
10	3/8	SA105082/1018	9/16-18	18x1,5	22.5	35	24
12	1/2	SA105082/1220	3/4-16	20x1,5	25	38.5	27

Terminale orientabile 45°
JIC cono 37° - Metrico cil.
con O.R. per sedi ISO 6149
45° (AD) elbow male
JIC - male Metric
with O.R. ISO 6149 ports
SEDI PAG.30 / PORTS PAG.30



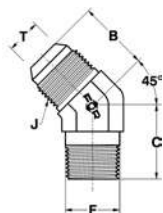
RACCORDI PER TUBI SVASATI - 37°

37° - FLARED TUBE CONNECTORS

105048

Terminale 45°
 JIC cono 37° - NPTF
 per sedi SAE 476
 45° elbow male
 JIC - male NPTF taper
 SAE 476 ports

SEDI PAG.35 / PORTS PAG.35



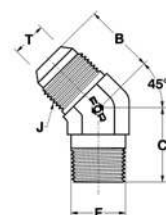
T		RIFERIMENTO REFERENCE	J	F	B	C
MM.	IN.		UNF-UN	NPTF		
6	1/4	A105048/0610	7/16-20	1/8	18	16
6	1/4	A105048/0613	7/16-20	1/4	21	21.5
8	5/16	A105048/0810	1/2-20	1/8	19,5	16
8	5/16	A105048/0813	1/2-20	1/4	21	21.5
10	3/8	A105048/1010	9/16-18	1/8	21	17.5
10	3/8	A105048/1013	9/16-18	1/4	21	21.5
10	3/8	A105048/1017	9/16-18	3/8	22	24
10	3/8	A105048/1021	9/16-18	1/2	22.5	29.5
12	1/2	A105048/1213	3/4-16	1/4	25	24
12	1/2	A105048/1217	3/4-16	3/8	25	24
12	1/2	A105048/1221	3/4-16	1/2	25.5	29.5
12	1/2	A105048/1226	3/4-16	3/4	27.5	30.5
14÷16	5/8	A105048/1617	7/8-14	3/8	28	24.5
14÷16	5/8	A105048/1621	7/8-14	1/2	28	29.5
14÷16	5/8	A105048/1626	7/8-14	3/4	30	30.5
18-20	3/4	A105048/2021	1" 1/16-12	1/2	32.5	30.5
18-20	3/4	A105048/2026	1" 1/16-12	3/4	32.5	30.5
22	7/8	A105048/2226	1" 3/16-12	3/4	35	32
25	1"	A105048/2526	1" 5/16-12	3/4	37	32.5
25	1"	A105048/2533	1" 5/16-12	1"	37	37.5
30-32	1" 1/4	A105048/3233	1" 5/8-12	1"	40.5	42
30-32	1" 1/4	A105048/3242	1" 5/8-12	1" 1/4	40.5	42.5
38	1" 1/2	A105048/3848	1" 7/8-12	1" 1/2	45	45
6	1/4	SA105048/0617	7/16-20	3/8	22	24
18-20	3/4	SA105048/2033	1" 1/16-12	1"	36	37.5



105059

T		RIFERIMENTO REFERENCE	J	F	B	C
MM.	IN.		UNF-UN	GAS CON.BSPT		
6	1/4	A105059/0610	7/16-20	1/8	20	16
6	1/4	A105059/0613	7/16-20	1/4	21	21.5
8	5/16	A105059/0810	1/2-20	1/8	20	16
8	5/16	A105059/0813	1/2-20	1/4	21	21.5
10	3/8	A105059/1013	9/16-18	1/4	21	21.5
10	3/8	A105059/1017	9/16-18	3/8	22	24
10	3/8	A105059/1021	9/16-18	1/2	22.5	29.5
12	1/2	A105059/1213	3/4-16	1/4	25	24
12	1/2	A105059/1217	3/4-16	3/8	25	24
12	1/2	A105059/1221	3/4-16	1/2	25.5	29.5
14÷16	5/8	A105059/1617	7/8-14	3/8	28	24.5
14÷16	5/8	A105059/1621	7/8-14	1/2	28	29.5
14÷16	5/8	A105059/1626	7/8-14	3/4	30	30.5
18-20	3/4	A105059/2021	1" 1/16-12	1/2	32.5	30.5
18-20	3/4	A105059/2026	1" 1/16-12	3/4	32.5	30.5
18-20	3/4	A105059/2033	1" 1/16-12	1"	36	37.5
22	7/8	A105059/2226	1" 3/16-12	3/4	35	32
25	1"	A105059/2526	1" 5/16-12	3/4	37	32.5
25	1"	A105059/2533	1" 5/16-12	1"	37	37.5
30-32	1" 1/4	A105059/3233	1" 5/8-12	1"	40.5	42
30-32	1" 1/4	A105059/3242	1" 5/8-12	1" 1/4	40.5	42.5
38	1" 1/2	A105059/3848	1" 7/8-12	1" 1/2	45	45
6	1/4	SA105059/0617	7/16-20	3/8	22.5	24
8	5/16	SA105059/0817	1/2-20	3/8	22	24
10	3/8	SA105059/1010	9/16-18	1/8	21	20.5

Terminale 45°
JIC cono 37° - GAS conico (BSPT)
per sedi ISO 7
45° elbow male
JIC - male BSPT taper ISO 7 ports
SEDI PAG.35 / PORTS PAG.35

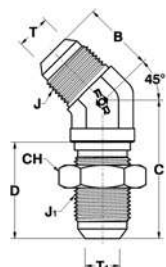


RACCORDI PER TUBI SVASATI - 37°

37° - FLARED TUBE CONNECTORS

106005

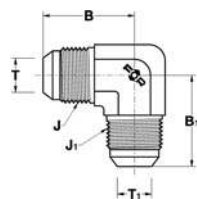
Giunzione 45° passaparatia
JIC cono 37° - JIC cono 37°
45° bulkhead elbow male
JIC - JIC



T		T ₁		RIFERIMENTO REFERENCE	J	J ₁	B	C	D	CH
MM.	IN.	MM.	IN.		UNF-UN	UNF-UN				
6	1/4	6	1/4	A106005/06	7/16-20	7/16-20	18	39	28,5	17
8	5/16	8	5/16	A106005/08	1/2-20	1/2-20	19.5	39	28,5	19
10	3/8	10	3/8	A106005/10	9/16-18	9/16-18	21	42.5	30	22
12	1/2	12	1/2	A106005/12	3/4-16	3/4-16	25	49	35	24
14÷16	5/8	14÷16	5/8	A106005/16	7/8-14	7/8-14	28	55	38,5	30
18-20	3/4	18-20	3/4	A106005/20	1" 1/16-12	1" 1/16-12	32.5	62	42,5	36
22	7/8	22	7/8	A106005/22	1" 3/16-12	1" 3/16-12	35	63.5	42,5	38
25	1"	25	1"	A106005/25	1" 5/16-12	1" 5/16-12	37	65	42,5	41
30-32	1" 1/4	30-32	1" 1/4	A106005/32	1" 5/8-12	1" 5/8-12	40.5	67	44	50
38	1" 1/2	38	1" 1/2	A106005/38	1" 7/8-12	1" 7/8-12	45	67.5	44	55

107006

Giunzione 90°
JIC cono 37° - JIC cono 37°
90° elbow male
JIC - JIC

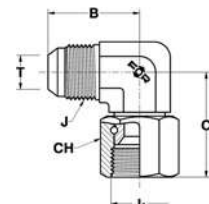


T		T ₁		RIFERIMENTO REFERENCE	J	J ₁	B	B ₁
MM.	IN.	MM.	IN.		UNF-UN	UNF-UN		
6	1/4	6	1/4	A107006/06	7/16-20	7/16-20	22.5	22.5
8	5/16	8	5/16	A107006/08	1/2-20	1/2-20	24	24
10	3/8	10	3/8	A107006/10	9/16-18	9/16-18	27	27
12	1/2	12	1/2	A107006/12	3/4-16	3/4-16	31.5	31.5
14÷16	5/8	14÷16	5/8	A107006/16	7/8-14	7/8-14	36.5	36.5
18-20	3/4	18-20	3/4	A107006/20	1" 1/16-12	1" 1/16-12	42	42
22	7/8	22	7/8	A107006/22	1" 3/16-12	1" 3/16-12	44	44
25	1"	25	1"	A107006/25	1" 5/16-12	1" 5/16-12	46	46
30-32	1" 1/4	30-32	1" 1/4	A107006/32	1" 5/8-12	1" 5/8-12	52	52
38	1" 1/2	38	1" 1/2	A107006/38	1" 7/8-12	1" 7/8-12	59	59
14÷16	5/8	12	1/2	SA107006/1612	7/8-14	3/4-16	36.5	33.5
14÷16	5/8	18-20	3/4	SA107006/1620	7/8-14	1" 1/16-12	39.5	42
18-20	3/4	12	1/2	SA107006/2012	1" 1/16-12	3/4-16	42	36.5
18-20	3/4	25	1"	SA107006/2025	1" 1/16-12	1" 5/16-12	45	46
22	7/8	18-20	3/4	SA107006/2220	1" 3/16-12	1" 1/16-12	44	43.5
30-32	1" 1/4	25	1"	SA107006/3225	1" 5/8-12	1" 5/16-12	52	50.5



107017

Giunzione 90° maschio
JIC cono 37° - femmina
JIC cono 37°
90° elbow male
JIC - swivel female JIC



T		RIFERIMENTO REFERENCE	J	J ₁	B	C	CH
MM.	IN.		UNF-UN	UNF-UN			
6	1/4	A107017/06	7/16-20	7/16-20	22.5	26	14
8	5/16	A107017/08	1/2-20	1/2-20	24	29,5	17
10	3/8	A107017/10	9/16-18	9/16-18	27	32	17
12	1/2	A107017/12	3/4-16	3/4-16	31.5	35,5	22
14÷16	5/8	A107017/16	7/8-14	7/8-14	36.5	42	27
18-20	3/4	A107017/20	1" 1/16-12	1" 1/16-12	42	45,5	32
22	7/8	A107017/22	1" 3/16-12	1" 3/16-12	44	46,5	36
25	1"	A107017/25	1" 5/16-12	1" 5/16-12	46	51,5	38
30-32	1" 1/4	A107017/32	1" 5/8-12	1" 5/8-12	52	59,5	50
38	1" 1/2	A107017/38	1" 7/8-12	1" 7/8-12	59	67	57
10	3/8	SA107017/1008	9/16-18	1/2-20	27	31	17
12	1/2	SA107017/1210	3/4-16	9/16-18	31.5	34	17
14÷16	5/8	SA107017/1612	7/8-14	3/4-16	36.5	39	22
14÷16	5/8	SA107017/1620	7/8-14	1" 1/16-12	39.5	45,5	32
18-20	3/4	SA107017/2012	1" 1/16-12	3/4-16	42	41	22
18-20	3/4	SA107017/2022	1" 1/16-12	1" 3/16-12	43.5	46,5	36
18-20	3/4	SA107017/2025	1" 1/16-12	1" 5/16-12	44.5	51,5	38
18-20	3/4	SA107017/2032	1" 1/16-12	1" 5/8-12	50	59,5	50
22	7/8	SA107017/2225	1" 3/16-12	1" 5/16-12	45.5	51,5	38
25	1"	SA107017/2532	1" 5/16-12	1" 5/8-12	50.5	59,5	50
30-32	1" 1/4	SA107017/3225	1" 5/8-12	1" 5/16-12	52	57	38
50	2"	SA107017/50	2" 1/2-12	2" 1/2-12	78	86	75

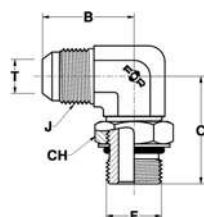
RACCORDI PER TUBI SVASATI - 37°

37° - FLARED TUBE CONNECTORS

107028

Terminale orientabile 90°
JIC cono 37° - SAE UNF-UN
per sedi ISO 11926
90° (ADJ) elbow male
JIC - male SAE UNF-UN
with O.R. ISO 11926 ports

SEDI PAG.30 / PORTS PAG.30



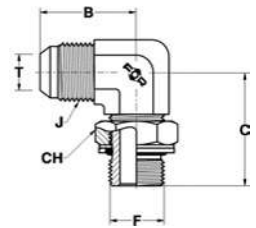
T		RIFERIMENTO REFERENCE	J	F	B	C	CH
MM.	IN.		UNF-UN	UNF-UN			
6	1/4	A107028/0611	7/16-20	7/16-20	22,5	27,5	14
6	1/4	A107028/0612	7/16-20	1/2-20	24	28	17
6	1/4	A107028/0614	7/16-20	9/16-18	27	31,5	17
8	5/16	A107028/0812	1/2-20	1/2-20	24	28	17
10	3/8	A107028/1014	9/16-18	9/16-18	27	31,5	17
10	3/8	A107028/1019	9/16-18	3/4-16	28,5	36,5	22
12	1/2	A107028/1219	3/4-16	3/4-16	31,5	36,5	22
12	1/2	A107028/1222	3/4-16	7/8-14	34	43	27
12	1/2	A107028/1227	3/4-16	1"1/16-12	37	49	32
14÷16	5/8	A107028/1619	7/8-14	3/4-16	36,5	39,5	22
14÷16	5/8	A107028/1622	7/8-14	7/8-14	36,5	43	27
14÷16	5/8	A107028/1627	7/8-14	1"1/16-12	39,5	49	32
18-20	3/4	A107028/2019	1"1/16-12	3/4-16	42	42	22
18-20	3/4	A107028/2022	1"1/16-12	7/8-14	42	45,5	27
18-20	3/4	A107028/2027	1"1/16-12	1"1/16-12	42	49	32
18-20	3/4	A107028/2033	1"1/16-12	1"5/16-12	44,5	52,5	38
22	7/8	A107028/2230	1"3/16-12	1"3/16-12	44	50,5	35
25	1"	A107028/2527	1"5/16-12	1"1/16-12	46	52,5	32
25	1"	A107028/2533	1"5/16-12	1"5/16-12	46	52,5	38
25	1"	A107028/2541	1"5/16-12	1"5/8-12	51	57	50
30-32	1"1/4	A107028/3241	1"5/8-12	1"5/8-12	52	57	50
38	1"1/2	A107028/3848	1"7/8-12	1"7/8-12	59	61	55
6	1/4	SA107028/0619	7/16-20	3/4-16	28	36,5	22
6	1/4	SA107028/0622	7/16-20	7/8-14	30,5	43	27
8	5/16	SA107028/0811	1/2-20	7/16-20	24	28	14
8	5/16	SA107028/0814	1/2-20	9/16-18	27	31,5	17
8	5/16	SA107028/0819	1/2-20	3/4-16	28,5	36,5	22
10	3/8	SA107028/1011	9/16-18	7/16-20	27	30	14
10	3/8	SA107028/1012	9/16-18	1/2-20	27	30	17
10	3/8	SA107028/1022	9/16-18	7/8-14	32	43	27
12	1/2	SA107028/1214	3/4-16	9/16-18	31,5	33,5	17
12	1/2	SA107028/1233	3/4-16	1"5/16-12	39	52	38
14÷16	5/8	SA107028/1614	7/8-14	9/16-18	36,5	37	17
14÷16	5/8	SA107028/1630	7/8-14	1"3/16-12	40	50,5	35
18-20	3/4	SA107028/2030	1"1/16-12	1"3/16-12	43	50,5	35
18-20	3/4	SA107028/2041	1"1/16-12	1"5/8-12	50	57	50
22	7/8	SA107028/2222	1"3/16-12	7/8-14	44	46,5	27
22	7/8	SA107028/2227	1"3/16-12	1"1/16-12	45,5	50	32
22	7/8	SA107028/2233	1"3/16-12	1"5/16-12	45,5	52,5	38
25	1"	SA107028/2522	1"5/16-12	7/8-14	46	48,5	27
25	1"	SA107028/2530	1"5/16-12	1"3/16-12	46	52	35
30-32	1"1/4	SA107028/3233	1"5/8-12	1"5/16-12	52	57	38
30-32	1"1/4	SA107028/3248	1"5/8-12	1"7/8-12	56	61,5	55
38	1"1/2	SA107028/3841	1"7/8-12	1"5/8-12	59	61,5	50



107039

T		RIFERIMENTO REFERENCE	J	F	B	C	CH
MM.	IN.		UNF-UN	GAS CIL.BSPP			
6	1/4	A107039/0610	7/16-20	1/8	22.5	26.5	14
6	1/4	A107039/0613	7/16-20	1/4	27	31.5	19
6	1/4	A107039/0617	7/16-20	3/8	28.5	36.5	22
6	1/4	A107039/0621	7/16-20	1/2	31	43	27
8	5/16	A107039/0810	1/2-20	1/8	24	28	14
8	5/16	A107039/0813	1/2-20	1/4	27	31.5	19
8	5/16	A107039/0817	1/2-20	3/8	28.5	36.5	22
10	3/8	A107039/1013	9/16-18	1/4	27	31.5	19
10	3/8	A107039/1017	9/16-18	3/8	28.5	36.5	22
10	3/8	A107039/1021	9/16-18	1/2	31	43	27
12	1/2	A107039/1213	3/4-16	1/4	31.5	33.5	19
12	1/2	A107039/1217	3/4-16	3/8	31.5	36.5	22
12	1/2	A107039/1221	3/4-16	1/2	34	43	27
12	1/2	A107039/1226	3/4-16	3/4	37	49	36
14÷16	5/8	A107039/1617	7/8-14	3/8	36.5	39.5	22
14÷16	5/8	A107039/1621	7/8-14	1/2	36.5	43	27
14÷16	5/8	A107039/1626	7/8-14	3/4	39.5	49	36
18-20	3/4	A107039/2021	1" 1/16-12	1/2	42	45.5	27
18-20	3/4	A107039/2026	1" 1/16-12	3/4	42	49	36
18-20	3/4	A107039/2033	1" 1/16-12	1"	44.5	52.5	41
22	7/8	A107039/2226	1" 3/16-12	3/4	44	50.5	36
25	1"	A107039/2526	1" 5/16-12	3/4	46	52.5	36
25	1"	A107039/2533	1" 5/16-12	1"	46	52.5	41
25	1"	A107039/2542	1" 5/16-12	1" 1/4	51	57	50
30-32	1" 1/4	A107039/3233	1" 5/8-12	1"	52	57	41
30-32	1" 1/4	A107039/3242	1" 5/8-12	1" 1/4	52	57	50
38	1" 1/2	A107039/3842	1" 7/8-12	1" 1/4	59	61.5	50
38	1" 1/2	A107039/3848	1" 7/8-12	1" 1/2	59	61.5	60
8	5/16	SA107039/0821	1/2-20	1/2	28	43	27
10	3/8	SA107039/1010	9/16-18	1/8	27	30	14
12	1/2	SA107039/1233	3/4-16	1"	39.5	52.5	41
14÷16	5/8	SA107039/1613	7/8-14	1/4	36.5	30.5	19
14÷16	5/8	SA107039/1623	7/8-14	5/8	36.5	43	30
14÷16	5/8	SA107039/1633	7/8-14	1"	42	52.5	41
18-20	3/4	SA107039/2017	1" 1/16-12	3/8	42	42	22
18-20	3/4	SA107039/2023	1" 1/16-12	5/8	42	48.5	30
18-20	3/4	SA107039/2042	1" 1/16-12	1" 1/4	49	57	50
22	7/8	SA107039/2221	1" 3/16-12	1/2	44	46.5	27
22	7/8	SA107039/2233	1" 3/16-12	1"	46	52.5	41
25	1"	SA107039/2521	1" 5/16-12	1/2	46	48.5	27
25	1"	SA107039/2548	1" 5/16-12	1" 1/2	54.5	61.5	60
30-32	1" 1/4	SA107039/3226	1" 5/8-12	3/4	52	55.5	36
30-32	1" 1/4	SA107039/3248	1" 5/8-12	1" 1/2	56	61.5	60
38	1" 1/2	SA107039/3833	1" 7/8-12	1"	59	60.5	41

Terminale orientabile 90°
JIC cono 37° - GAS cil. (BSPP)
con O.R. e rondella
per sedi ISO 1179
90° (ADJ) elbow male
JIC - male BSPP
with O.R. and retaining ring
ISO 1179 ports
SEDI PAG.32 / PORTS PAG.32



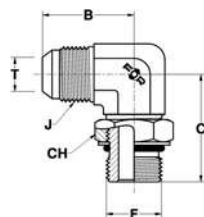
RACCORDI PER TUBI SVASATI - 37°

37° - FLARED TUBE CONNECTORS

107194

Terminale orientabile 90°
 JIC cono 37° - GAS cil. (JIS)
 con O.R. per sedi JIS 2351
 90° (ADJ) elbow male
 JIC - male JIS
 with O.R. JIS 2351 ports

SEDI PAG.31 / PORTS PAG.31



T		RIFERIMENTO REFERENCE	J	F	B	C	CH
MM.	IN.		UNF-UN	GAS CIL-JIS			
6	1/4	A107194/0610	7/16-20	1/8	22.5	26.5	14
6	1/4	A107194/0613	7/16-20	1/4	27	31.5	19
6	1/4	A107194/0617	7/16-20	3/8	28.5	36.5	22
6	1/4	A107194/0621	7/16-20	1/2	31	43	27
8	5/16	A107194/0810	1/2-20	1/8	24	28	14
8	5/16	A107194/0813	1/2-20	1/4	27	31.5	19
8	5/16	A107194/0817	1/2-20	3/8	28.5	36.5	22
8	5/16	A107194/0821	1/2-20	1/2	28	43	27
10	3/8	A107194/1010	9/16-18	1/8	27	30	14
10	3/8	A107194/1013	9/16-18	1/4	27	31.5	19
10	3/8	A107194/1017	9/16-18	3/8	28.5	36.5	22
10	3/8	A107194/1021	9/16-18	1/2	31	43	27
12	1/2	A107194/1213	3/4-16	1/4	31.5	33.5	19
12	1/2	A107194/1217	3/4-16	3/8	31.5	36.5	22
12	1/2	A107194/1221	3/4-16	1/2	34	43	27
12	1/2	A107194/1226	3/4-16	3/4	37	49	36
12	1/2	A107194/1233	3/4-16	1"	39.5	52.5	41
14÷16	5/8	A107194/1613	7/8-14	1/4	36.5	30.5	19
14÷16	5/8	A107194/1617	7/8-14	3/8	36.5	39.5	22
14÷16	5/8	A107194/1621	7/8-14	1/2	36.5	43	27
14÷16	5/8	A107194/1626	7/8-14	3/4	39.5	49	36
14÷16	5/8	A107194/1633	7/8-14	1"	42	52.5	41
18-20	3/4	A107194/2017	1" 1/16-12	3/8	42	42	22
18-20	3/4	A107194/2021	1" 1/16-12	1/2	42	45.5	27
18-20	3/4	A107194/2026	1" 1/16-12	3/4	42	49	36
18-20	3/4	A107194/2033	1" 1/16-12	1"	44.5	52.5	41
18-20	3/4	A107194/2042	1" 1/16-12	1" 1/4	49	57	50
22	7/8	A107194/2221	1" 3/16-12	1/2	44	46.5	27
22	7/8	A107194/2226	1" 3/16-12	3/4	44	50.5	36
22	7/8	A107194/2233	1" 3/16-12	1"	46	52.5	41
25	1"	A107194/2521	1" 5/16-12	1/2	46	48.5	27
25	1"	A107194/2526	1" 5/16-12	3/4	46	52.5	36
25	1"	A107194/2533	1" 5/16-12	1"	46	52.5	41
25	1"	A107194/2542	1" 5/16-12	1" 1/4	51	57	50
25	1"	A107194/2548	1" 5/16-12	1" 1/2	54.5	61.5	55
30-32	1" 1/4	A107194/3226	1" 5/8-12	3/4	52	55.5	36
30-32	1" 1/4	A107194/3233	1" 5/8-12	1"	52	57	41
30-32	1" 1/4	A107194/3242	1" 5/8-12	1" 1/4	52	57	50
30-32	1" 1/4	A107194/3248	1" 5/8-12	1" 1/2	56	61.5	55
38	1" 1/2	A107194/3833	1" 7/8-12	1"	59	60.5	41
38	1" 1/2	A107194/3842	1" 7/8-12	1" 1/4	59	61.5	50
38	1" 1/2	A107194/3848	1" 7/8-12	1" 1/2	59	61.5	55

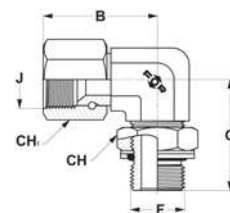


107183

T		RIFERIMENTO REFERENCE	J	F	B	C	CH	CH ₁
MM.	IN.		UNF-UN	GAS CIL.BSPP				
6	1/4	A107183/0610	7/16-20	1/8	31	26,5	14	14
6	1/4	A107183/0613	7/16-20	1/4	31	31,5	14	19
8	5/16	A107183/0813	1/2-20	1/4	33	31,5	17	19
8	5/16	A107183/0817	1/2-20	3/8	33,5	36,5	17	22
10	3/8	A107183/1013	9/16-18	1/4	32	31,5	17	19
10	3/8	A107183/1017	9/16-18	3/8	34,5	36,5	17	22
12	1/2	A107183/1213	3/4-16	1/4	35,5	33,5	22	19
12	1/2	A107183/1217	3/4-16	3/8	35,5	36,5	22	22
12	1/2	A107183/1221	3/4-16	1/2	41	43	22	27
14÷16	5/8	A107183/1621	7/8-14	1/2	44	43	27	27
14÷16	5/8	A107183/1626	7/8-14	3/4	43	49	27	36
18-20	3/4	A107183/2021	1" 1/16-12	1/2	47,5	46	32	27
18-20	3/4	A107183/2026	1" 1/16-12	3/4	47,5	49	32	36
25	1"	A107183/2533	1" 5/16-12	1"	53	52,5	38	41
25	1"	A107183/2542	1" 5/16-12	1" 1/4	58	57	38	50
30-32	1" 1/4	A107183/3233	1" 5/8-12	1"	60	57	50	41
30-32	1" 1/4	A107183/3242	1" 5/8-12	1" 1/4	60	60	50	50
38	1" 1/2	A107183/3848	1" 7/8-12	1" 1/4	69	61,5	57	60

Terminale orientabile 90°
femmina JIC cono 37°-
GAS cil. (BSPP)
con O.R. e rondella
per sedi ISO 1179
90° (AD) elbow
swivel female JIC - male BSPP
with O.R. and retaining ring
ISO 1179 ports

SEDI PAG.32 / PORTS PAG.32



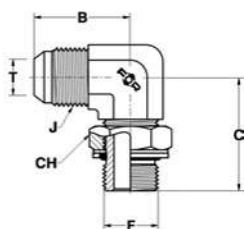
RACCORDI PER TUBI SVASATI - 37°

37° - FLARED TUBE CONNECTORS

107040

Terminale orientabile 90°
JIC cono 37° - Metrico cil.
con O.R. e rondella
per sedi ISO 9974
90° (AD) elbow male
JIC - male Metric
with O.R. and retaining ring
ISO 9974 ports

SEDI PAG.32 / PORTS PAG.32



T		RIFERIMENTO REFERENCE	J	F	B	C	CH
MM.	IN.		UNF-UN	METRICO METRIC			
6	1/4	A107040/0610	7/16-20	10x1	22,5	27,5	14
6	1/4	A107040/0612	7/16-20	12x1,5	27	31,5	17
8	5/16	A107040/0810	1/2-20	10x1	24	28	14
8	5/16	A107040/0812	1/2-20	12x1,5	27	31,5	17
8	5/16	A107040/0814	1/2-20	14x1,5	27	32,5	19
10	3/8	A107040/1014	9/16-18	14x1,5	27	32,5	19
10	3/8	A107040/1016	9/16-18	16x1,5	28,5	36,5	22
12	1/2	A107040/1216	3/4-16	16x1,5	31,5	36,5	22
12	1/2	A107040/1218	3/4-16	18x1,5	31,5	39,5	24
14÷16	5/8	A107040/1618	7/8-14	18x1,5	36,5	41,5	24
14÷16	5/8	A107040/1620	7/8-14	20x1,5	36,5	43	27
14÷16	5/8	A107040/1622	7/8-14	22x1,5	36,5	43	27
18-20	3/4	A107040/2022	1" 1/16-12	22x1,5	42	45,5	27
18-20	3/4	A107040/2027	1" 1/16-12	27x2	42	51,5	32
22	7/8	A107040/2226	1" 3/16-12	26x1,5	44	50,5	36
25	1"	A107040/2527	1" 5/16-12	27x2	46	55	32
25	1"	A107040/2533	1" 5/16-12	33x2	46	55	41
30-32	1" 1/4	A107040/3242	1" 5/8-12	42x2	52	60	50
38	1" 1/2	A107040/3848	1" 7/8-12	48x2	59	67	55
6	1/4	SA107040/0614	7/16-20	14x1,5	27	32,5	19
6	1/4	SA107040/0618	7/16-20	18x1,5	29	39,5	24
8	5/16	SA107040/0816	1/2-20	16x1,5	28,5	36,5	22
8	5/16	SA107040/0818	1/2-20	18x1,5	29	39,5	24
10	3/8	SA107040/1010	9/16-18	10x1	27	29,5	14
10	3/8	SA107040/1012	9/16-18	12x1,5	27	32,5	17
10	3/8	SA107040/1018	9/16-18	18x1,5	29	39,5	24
10	3/8	SA107040/1020	9/16-18	20x1,5	31,5	43	27
10	3/8	SA107040/1022	9/16-18	22x1,5	31,5	43	27
12	1/2	SA107040/1212	3/4-16	12x1,5	31,5	35	17
12	1/2	SA107040/1214	3/4-16	14x1,5	31,5	35,5	19
12	1/2	SA107040/1220	3/4-16	20x1,5	34	43	27
12	1/2	SA107040/1222	3/4-16	22x1,5	34	43	27
12	1/2	SA107040/1227	3/4-16	27x2	37	51,5	32
14÷16	5/8	SA107040/1612	7/8-14	12x1,5	36,5	38	17
14÷16	5/8	SA107040/1614	7/8-14	14x1,5	36,5	38	19
14÷16	5/8	SA107040/1616	7/8-14	16x1,5	37	38,5	22
14÷16	5/8	SA107040/1626	7/8-14	26x1,5	38,5	50,5	36
14÷16	5/8	SA107040/1627	7/8-14	27x2	39,5	51,5	32
18-20	3/4	SA107040/2018	1" 1/16-12	18x1,5	42	45	24
18-20	3/4	SA107040/2026	1" 1/16-12	26x1,5	42	50,5	36
18-20	3/4	SA107040/2030	1" 1/16-12	30x1,5	44	50,5	38
18-20	3/4	SA107040/2033	1" 1/16-12	33x2	45	55	41
18-20	3/4	SA107040/2042	1" 1/16-12	42x2	49,5	60	50
22	7/8	SA107040/2222	1" 3/16-12	22x1,5	44	48	27
25	1"	SA107040/2526	1" 5/16-12	26x1,5	46	52,5	36
25	1"	SA107040/2530	1" 5/16-12	30x1,5	46	54	38
25	1"	SA107040/2542	1" 5/16-12	42x2	50,5	60	50
30-32	1" 1/4	SA107040/3233	1" 5/8-12	33x2	52	59	41

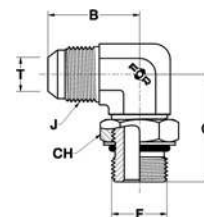
FOR S.P.A. - NORME E DIMENSIONI SOGGETTE A MODIFICHE SENZA PREAVVISO.
FOR S.P.A. - DESIGN DETAILS AND SPECIFICATIONS SUBJECT TO CHANGE WITHOUT PRIOR NOTICE.



107161

T		RIFERIMENTO REFERENCE	J	F	B	C	CH
MM.	IN.		UNF-UN	METRICO METRIC			
6	1/4	A107161/0610	7/16-20	10x1	22,5	27,5	14
6	1/4	A107161/0612	7/16-20	12x1,5	27	31,5	17
8	5/16	A107161/0810	1/2-20	10x1	24	28	14
8	5/16	A107161/0812	1/2-20	12x1,5	27	31,5	17
8	5/16	A107161/0814	1/2-20	14x1,5	27	32,5	19
10	3/8	A107161/1014	9/16-18	14x1,5	27	32,5	19
10	3/8	A107161/1016	9/16-18	16x1,5	28,5	36,5	22
12	1/2	A107161/1216	3/4-16	16x1,5	31,5	36,5	22
12	1/2	A107161/1218	3/4-16	18x1,5	31,5	39,5	24
14÷16	5/8	A107161/1618	7/8-14	18x1,5	36,5	41,5	24
14÷16	5/8	A107161/1622	7/8-14	22x1,5	36,5	43	27
18-20	3/4	A107161/2022	1" 1/16-12	22x1,5	42	45,5	27
18-20	3/4	A107161/2027	1" 1/16-12	27x2	42	51,5	32
25	1"	A107161/2527	1" 5/16-12	27x2	46	55	32
25	1"	A107161/2533	1" 5/16-12	33x2	46	55	41
30-32	1" 1/4	A107161/3242	1" 5/8-12	42x2	52	60	50
38	1" 1/2	A107161/3848	1" 7/8-12	48x2	59	67	55
6	1/4	SA107161/0614	7/16-20	14x1,5	27	32,5	19
12	1/2	SA107161/1214	3/4-16	14x1,5	31,5	35,5	19
12	1/2	SA107161/1220	3/4-16	20x1,5	34	43	27
12	1/2	SA107161/1222	3/4-16	22x1,5	34	43	27
18-20	3/4	SA107161/2018	1" 1/16-12	18x1,5	42	45	24

Terminale orientabile 90°
 JIC cono 37° - Metrico cil.
 con O.R. per sedi ISO 6149
 90° (AD) elbow male
 JIC - male Metric
 with O.R. ISO 6149 ports
 SEDI PAG.30 / PORTS PAG.30



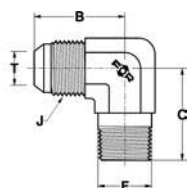
RACCORDI PER TUBI SVASATI - 37°

37° - FLARED TUBE CONNECTORS

107051

Terminale 90°
 JIC cono 37° - NPTF
 per sedi SAE 476
 90° elbow male
 JIC - male NPTF
 taper SAE 476 ports

SEDI PAG.35 / PORTS PAG.35



T		RIFERIMENTO REFERENCE	J	F	B	C
MM.	IN.		UNF-UN	NPTF		
6	1/4	A107051/0610	7/16-20	1/8	22.5	19.5
6	1/4	A107051/0613	7/16-20	1/4	27	27.5
8	5/16	A107051/0810	1/2-20	1/8	24	19.5
8	5/16	A107051/0813	1/2-20	1/4	27	27.5
10	3/8	A107051/1010	9/16-18	1/8	27	23.5
10	3/8	A107051/1013	9/16-18	1/4	27	27.5
10	3/8	A107051/1017	9/16-18	3/8	28.5	31
10	3/8	A107051/1021	9/16-18	1/2	31	37
12	1/2	A107051/1213	3/4-16	1/4	31.5	31
12	1/2	A107051/1217	3/4-16	3/8	31.5	31
12	1/2	A107051/1221	3/4-16	1/2	34	37
12	1/2	A107051/1226	3/4-16	3/4	37	40.5
14÷16	5/8	A107051/1617	7/8-14	3/8	36.5	32
14÷16	5/8	A107051/1621	7/8-14	1/2	36.5	37
14÷16	5/8	A107051/1626	7/8-14	3/4	39.5	40.5
18-20	3/4	A107051/2021	1" 1/16-12	1/2	42	40.5
18-20	3/4	A107051/2026	1" 1/16-12	3/4	42	40.5
22	7/8	A107051/2226	1" 3/16-12	3/4	44	43
25	1"	A107051/2526	1" 5/16-12	3/4	46	45
25	1"	A107051/2533	1" 5/16-12	1"	46	50
30-32	1" 1/4	A107051/3233	1" 5/8-12	1"	52	59
30-32	1" 1/4	A107051/3242	1" 5/8-12	1" 1/4	52	60
38	1" 1/2	A107051/3848	1" 7/8-12	1" 1/2	59	67
3	1/8	SA107051/0310	5/16-24	1/8	22.5	19.5
4	3/16	SA107051/0410	3/8-24	1/8	22.5	19.5
6	1/4	SA107051/0617	7/16-20	3/8	29	31
8	5/16	SA107051/0817	1/2-20	3/8	28.5	31
10	3/8	SA107051/1026	9/16-18	3/4	34.5	40.5
12	1/2	SA107051/1233	3/4-16	1"	39.5	50
18-20	3/4	SA107051/2017	1" 1/16-12	3/8	42	36
18-20	3/4	SA107051/2033	1" 1/16-12	1"	44.5	50
25	1"	SA107051/2542	1" 5/16-12	1" 1/4	50.5	60
25	1"	SA107051/2548	1" 5/16-12	1" 1/2	54.5	67
30-32	1" 1/4	SA107051/3248	1" 5/8-12	1" 1/2	56	67
38	1" 1/2	SA107051/3842	1" 7/8-12	1" 1/4	59	63
50	2"	SA107051/5048	2" 1/2-12	1" 1/2	77.5	75.5
50	2"	SA107051/5060	2" 1/2-12	2"	77.5	76

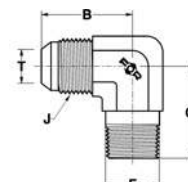


107062

T		RIFERIMENTO REFERENCE	J	F	B	C
MM.	IN.		UNF-UN	GAS CON.BSPT		
6	1/4	A107062/0610	7/16-20	1/8	22,5	20,5
6	1/4	A107062/0613	7/16-20	1/4	27	27,5
8	5/16	A107062/0810	1/2-20	1/8	24	19,5
8	5/16	A107062/0813	1/2-20	1/4	27	27,5
10	3/8	A107062/1013	9/16-18	1/4	27	27,5
10	3/8	A107062/1017	9/16-18	3/8	28,5	31
10	3/8	A107062/1021	9/16-18	1/2	31	37
12	1/2	A107062/1213	3/4-16	1/4	31,5	31
12	1/2	A107062/1217	3/4-16	3/8	31,5	31
12	1/2	A107062/1221	3/4-16	1/2	34	37
14÷16	5/8	A107062/1617	7/8-14	3/8	36,5	32
14÷16	5/8	A107062/1621	7/8-14	1/2	36,5	37
14÷16	5/8	A107062/1626	7/8-14	3/4	39,5	40,5
18-20	3/4	A107062/2021	1" 1/16-12	1/2	42	40,5
18-20	3/4	A107062/2026	1" 1/16-12	3/4	42	40,5
18-20	3/4	A107062/2033	1" 1/16-12	1"	45	50
22	7/8	A107062/2226	1" 3/16-12	3/4	44	43
25	1"	A107062/2526	1" 5/16-12	3/4	46	44,5
25	1"	A107062/2533	1" 5/16-12	1"	46	50
30-32	1" 1/4	A107062/3233	1" 5/8-12	1"	52	59
30-32	1" 1/4	A107062/3242	1" 5/8-12	1" 1/4	52	60
38	1" 1/2	A107062/3848	1" 7/8-12	1" 1/2	59	67
6	1/4	SA107062/0617	7/16-20	3/8	28,5	31
8	5/16	SA107062/0817	1/2-20	3/8	28,5	31
10	3/8	SA107062/1010	9/16-18	1/8	27,5	24,5
12	1/2	SA107062/1210	3/4-16	1/8	31,5	27
12	1/2	SA107062/1226	3/4-16	3/4	37	40,5
18-20	3/4	SA107062/2042	1" 1/16-12	1" 1/4	49	60
25	1"	SA107062/2542	1" 5/16-12	1" 1/4	50,5	60
30-32	1" 1/4	SA107062/3248	1" 5/8-12	1" 1/2	56	67
38	1" 1/2	SA107062/3842	1" 7/8-12	1" 1/4	59	63

Terminale 90°
JIC cono 37° - GAS conico (BSPT)
per sedi ISO 7
90° elbow male
JIC - male BSPT
taper ISO 7 ports

SEDI PAG.35 / PORTS PAG.35

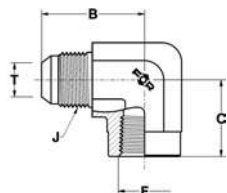


RACCORDI PER TUBI SVASATI - 37°

37° - FLARED TUBE CONNECTORS

107084

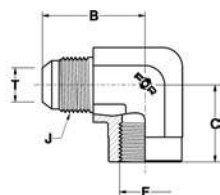
Giunzione 90°
JIC cono 37° - femmina NPTF
90° elbow male
JIC - female NPTF



T		RIFERIMENTO REFERENCE	J	F	B	C
MM.	IN.		UNF-UN	NPTF		
6	1/4	A107084/0610	7/16-20	1/8	27	16.5
6	1/4	A107084/0613	7/16-20	1/4	31	22.5
8	5/16	A107084/0810	1/2-20	1/8	27	16.5
8	5/16	A107084/0813	1/2-20	1/4	31	22.5
10	3/8	A107084/1010	9/16-18	1/8	27	16.5
10	3/8	A107084/1013	9/16-18	1/4	31	22.5
10	3/8	A107084/1017	9/16-18	3/8	33	26
12	1/2	A107084/1213	3/4-16	1/4	32	22.5
12	1/2	A107084/1217	3/4-16	3/8	36	26
12	1/2	A107084/1221	3/4-16	1/2	39	31
14÷16	5/8	A107084/1621	7/8-14	1/2	41.5	31
18-20	3/4	A107084/2021	1" 1/16-12	1/2	42	31
18-20	3/4	A107084/2026	1" 1/16-12	3/4	47	34.5
22	7/8	A107084/2226	1" 3/16-12	3/4	47	36
25	1"	A107084/2533	1" 5/16-12	1"	55	41
30-32	1" 1/4	A107084/3242	1" 5/8-12	1" 1/4	59	43
38	1" 1/2	A107084/3848	1" 7/8-12	1" 1/2	73,5	52,5
8	5/16	SA107084/0821	1/2-20	1/2	36.5	31

107095

Giunzione 90°
JIC cono 37° - femmina
Gas cil. (BSPP)
90° elbow male
JIC - female BSPP



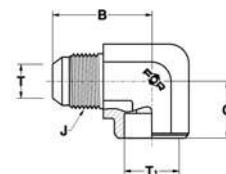
T		RIFERIMENTO REFERENCE	J	F	B	C
MM.	IN.		UNF-UN	GAS CIL-JIS		
6	1/4	A107095/0610	7/16-20	1/8	27	16.5
6	1/4	A107095/0613	7/16-20	1/4	31	22.5
6	1/4	A107095/0617	7/16-20	3/8	33	26
8	5/16	A107095/0810	1/2-20	1/8	27	16.5
8	5/16	A107095/0813	1/2-20	1/4	31	22.5
10	3/8	A107095/1013	9/16-18	1/4	31	22.5
10	3/8	A107095/1017	9/16-18	3/8	33	26
10	3/8	A107095/1021	9/16-18	1/2	36	31
12	1/2	A107095/1213	3/4-16	1/4	32	22.5
12	1/2	A107095/1217	3/4-16	3/8	36	26
12	1/2	A107095/1221	3/4-16	1/2	39	31
14÷16	5/8	A107095/1621	7/8-14	1/2	41.5	31
18-20	3/4	A107095/2021	1" 1/16-12	1/2	42	31
18-20	3/4	A107095/2026	1" 1/16-12	3/4	47	34.5
22	7/8	A107095/2226	1" 3/16-12	3/4	47	36
25	1"	A107095/2533	1" 5/16-12	1"	55	41
30-32	1" 1/4	A107095/3233	1" 5/8-12	1"	55	41
30-32	1" 1/4	A107095/3242	1" 5/8-12	1" 1/4	59	43
38	1" 1/2	A107095/3842	1" 7/8-12	1" 1/4	59	43
38	1" 1/2	A107095/3848	1" 7/8-12	1" 1/4	73,5	52,5
14÷16	5/8	SA107095/1626	7/8-14	3/4	44.5	34.5



T		RIFERIMENTO REFERENCE	J	B	C	T₁
MM.	IN.		UNF-UN			
6	1/4	A107116/0606	7/16-20	22.5	10.5	6
8	5/16	A107116/0808	1/2-20	24	13	8
8	5/16	A107116/0810	1/2-20	27	16	10
10	3/8	A107116/1010	9/16-18	27	16	10
10	3/8	A107116/1012	9/16-18	29	18	12
12	1/2	A107116/1212	3/4-16	31.5	18	12
12	1/2	A107116/1216	3/4-16	34	20	16
14÷16	5/8	A107116/1614	7/8-14	36.5	20	14
14÷16	5/8	A107116/1616	7/8-14	36.5	20	16
14÷16	5/8	A107116/1618	7/8-14	40	23	18
14÷16	5/8	A107116/1622	7/8-14	40	23	22
18-20	3/4	A107116/2018	1" 1/16-12	42	23	18
18-20	3/4	A107116/2020	1" 1/16-12	42	23	20
18-20	3/4	A107116/2025	1" 1/16-12	46	26	25
18-20	3/4	A107116/2027	1" 1/16-12	46	26	27
22	7/8	A107116/2222	1" 3/16-12	44	26	22
25	1"	A107116/2525	1" 5/16-12	46	26	25
25	1"	A107116/2527	1" 5/16-12	46	26	27
25	1"	A107116/2532	1" 5/16-12	51	33	32
25	1"	A107116/2534	1" 5/16-12	51	33	34
30-32	1" 1/4	A107116/3230	1" 5/8-12	52	33	30
30-32	1" 1/4	A107116/3232	1" 5/8-12	52	33	32
30-32	1" 1/4	A107116/3238	1" 5/8-12	56	35	38
38	1" 1/2	A107116/3838	1" 7/8-12	59	35	38
10	3/8	SA107116/1014	9/16-18	29	18	14
12	1/2	SA107116/1210	3/4-16	31,5	18	10
12	1/2	SA107116/1215	3/4-16	34	20	15
14÷16	5/8	SA107116/1620	7/8-14	40	23	20

107116

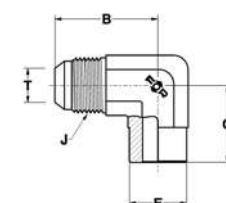
Giunzione 90° maschio
JIC cono 37° - sede a saldare
90° elbow male
JIC - braze female



T		RIFERIMENTO REFERENCE	J	B	C	E
MM.	IN.		UNF-UN			
6	1/4	A107127/0619	7/16-20	31	22.5	15
8	5/16	A107127/0819	1/2-20	31	22.5	15
10	3/8	A107127/1019	9/16-18	31	22.5	15
12	1/2	A107127/1222	3/4-16	36	26	20
14÷16	5/8	A107127/1627	7/8-14	41.5	31	23
18-20	3/4	A107127/2034	1" 1/16-12	48	34.5	28
22	7/8	A107127/2234	1" 3/16-12	48	36	34
25	1"	A107127/2541	1" 5/16-12	55	41	35
30-32	1" 1/4	A107127/3248	1" 5/8-12	59	43	42
38	1" 1/2	A107127/3865	1" 7/8-12	73.5	53	50

107127

Giunzione 90° maschio
JIC cono 37° - codolo a saldare
90° elbow male
JIC - buttweld

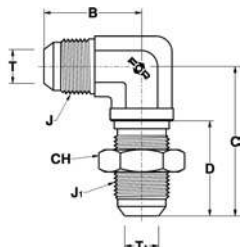


RACCORDI PER TUBI SVASATI - 37°

37° - FLARED TUBE CONNECTORS

108007

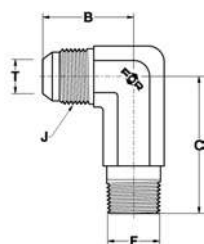
Giunzione 90° passaparatia
JIC cono 37° - JIC cono 37°
90° bulkhead elbow
male JIC - JIC



T		T ₁		RIFERIMENTO REFERENCE	J	J ₁	B	C	D	CH
MM.	IN.	MM.	IN.		UNF-UN	UNF-UN				
6	1/4	6	1/4	A108007/06	7/16-20	7/16-20	24.5	40.5	28.5	17
8	5/16	8	5/16	A108007/08	1/2-20	1/2-20	26	41	28.5	19
10	3/8	10	3/8	A108007/10	9/16-18	9/16-18	27.5	46	30	22
12	1/2	12	1/2	A108007/12	3/4-16	3/4-16	34.5	53.5	35	24
14÷16	5/8	14÷16	5/8	A108007/16	7/8-14	7/8-14	39.5	60.5	38.5	30
18-20	3/4	18-20	3/4	A108007/20	1" 1/16-12	1" 1/16-12	45	68	42.5	36
22	7/8	22	7/8	A108007/22	1" 3/16-12	1" 3/16-12	47	69	42.5	38
25	1"	25	1"	A108007/25	1" 5/16-12	1" 5/16-12	49	71	42.5	41
30-32	1" 1/4	30-32	1" 1/4	A108007/32	1" 5/8-12	1" 5/8-12	55	79	44	50
38	1" 1/2	38	1" 1/2	A108007/38	1" 7/8-12	1" 7/8-12	59	87	44	55

109008

Terminale lungo 90°
JIC cono 37° - NPTF
per sedi SAE 476
90° long elbow male
JIC - male NPTF
taper SAE 476 ports
SEDI PAG.35 / PORTS PAG.35



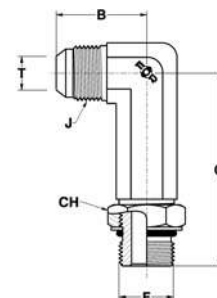
T		RIFERIMENTO REFERENCE	J	F	B	C
MM.	IN.		UNF-UN	NPTF		
6	1/4	A109008/0610	7/16-20	1/8	22.5	29.5
6	1/4	A109008/0613	7/16-20	1/4	27	40
8	5/16	A109008/0810	1/2-20	1/8	24	30.5
8	5/16	A109008/0813	1/2-20	1/4	27	40
10	3/8	A109008/1010	9/16-18	1/8	27	36
10	3/8	A109008/1013	9/16-18	1/4	27	40
10	3/8	A109008/1017	9/16-18	3/8	28.5	46
10	3/8	A109008/1021	9/16-18	1/2	31	55
12	1/2	A109008/1213	3/4-16	1/4	31.5	46
12	1/2	A109008/1217	3/4-16	3/8	31.5	46
12	1/2	A109008/1221	3/4-16	1/2	34	55
12	1/2	A109008/1226	3/4-16	3/4	37	62
14÷16	5/8	A109008/1617	7/8-14	3/8	36.5	50
14÷16	5/8	A109008/1621	7/8-14	1/2	36.5	55
14÷16	5/8	A109008/1626	7/8-14	3/4	39.5	62
18-20	3/4	A109008/2021	1" 1/16-12	1/2	42	62
18-20	3/4	A109008/2026	1" 1/16-12	3/4	42	62
22	7/8	A109008/2226	1" 3/16-12	3/4	44	67
25	1"	A109008/2526	1" 5/16-12	3/4	46	71.5
25	1"	A109008/2533	1" 5/16-12	1"	46	76.5
30-32	1" 1/4	A109008/3233	1" 5/8-12	1"	52	93
30-32	1" 1/4	A109008/3242	1" 5/8-12	1" 1/4	52	93
38	1" 1/2	A109008/3848	1" 7/8-12	1" 1/2	59	104



110000

T		RIFERIMENTO REFERENCE	J	F	B	C	CH
MM.	IN.		UNF-UN	UNF-UN			
6	1/4	A110000/0611	7/16-20	7/16-20	22,5	46	14
6	1/4	A110000/0612	7/16-20	1/2-20	24	49.5	17
6	1/4	A110000/0614	7/16-20	9/16-18	27	56.5	17
8	5/16	A110000/0812	1/2-20	1/2-20	24	49.5	17
10	3/8	A110000/1014	9/16-18	9/16-18	27	56.5	17
10	3/8	A110000/1019	9/16-18	3/4-16	28.5	67	22
12	1/2	A110000/1219	3/4-16	3/4-16	31.5	67	22
12	1/2	A110000/1222	3/4-16	7/8-14	34	78	27
12	1/2	A110000/1227	3/4-16	1" 1/16-12	37	92	32
14÷16	5/8	A110000/1619	7/8-14	3/4-16	36.5	75	22
14÷16	5/8	A110000/1622	7/8-14	7/8-14	36.5	78	27
14÷16	5/8	A110000/1627	7/8-14	1" 1/16-12	39.5	92	32
18-20	3/4	A110000/2019	1" 1/16-12	3/4-16	42	85	22
18-20	3/4	A110000/2022	1" 1/16-12	7/8-14	42	88	27
18-20	3/4	A110000/2027	1" 1/16-12	1" 1/16-12	42	92	32
18-20	3/4	A110000/2033	1" 1/16-12	1" 5/16-12	44.5	105	38
22	7/8	A110000/2230	1" 3/16-12	1" 3/16-12	44	99	35
25	1"	A110000/2527	1" 5/16-12	1" 1/16-12	46	105	32
25	1"	A110000/2533	1" 5/16-12	1" 5/16-12	46	105	38
25	1"	A110000/2541	1" 5/16-12	1" 5/8-12	51	124	50
30-32	1" 1/4	A110000/3241	1" 5/8-12	1" 5/8-12	52	124	50
38	1" 1/2	A110000/3848	1" 7/8-12	1" 7/8-12	59	134	55
12	1/2	SA110000/1214	3/4-16	9/16-18	31.5	64	17
30-32	1" 1/4	SA110000/3248	1" 5/8-12	1" 7/8-12	56	135	55

Prolunga orientabile 90°
JIC cono 37° - SAE UNF-UN
per sedi ISO 11926
90° (AD) long elbow male
JIC - male SAE UNF-UN
with O.R. ISO 11926 ports
SEDI PAG.30 / PORTS PAG.30



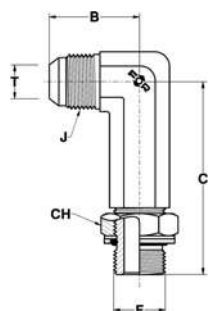
RACCORDI PER TUBI SVASATI - 37°

37° - FLARED TUBE CONNECTORS

110011

Prolunga orientabile 90°
 JIC cono 37° - GAS cil. (BSPP)
 con O.R. e rondella
 per sedi ISO 1179
 90° (AD) long elbow male
 JIC - male BSPP
 with O.R. and retaining ring
 ISO 1179 ports

SEDI PAG.32 / PORTS PAG.32



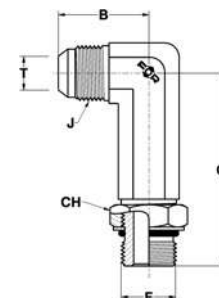
T		RIFERIMENTO REFERENCE	J	F	B	C	CH
MM.	IN.		UNF-UN	GAS CIL-BSPP			
6	1/4	A110011/0610	7/16-20	1/8	22,5	46	14
6	1/4	A110011/0613	7/16-20	1/4	27	56,5	19
6	1/4	A110011/0617	7/16-20	3/8	28,5	67	22
6	1/4	A110011/0621	7/16-20	1/2	31	78	27
8	5/16	A110011/0810	1/2-20	1/8	24	49,5	14
8	5/16	A110011/0813	1/2-20	1/4	27	56,5	19
8	5/16	A110011/0817	1/2-20	3/8	28,5	67	22
10	3/8	A110011/1013	9/16-18	1/4	27	56,5	19
10	3/8	A110011/1017	9/16-18	3/8	28,5	67	22
10	3/8	A110011/1021	9/16-18	1/2	31	78	27
12	1/2	A110011/1213	3/4-16	1/4	31,5	64	19
12	1/2	A110011/1217	3/4-16	3/8	31,5	67	22
12	1/2	A110011/1221	3/4-16	1/2	34	78	27
12	1/2	A110011/1226	3/4-16	3/4	37	92	36
14÷16	5/8	A110011/1617	7/8-14	3/8	36,5	75	22
14÷16	5/8	A110011/1621	7/8-14	1/2	36,5	78	27
14÷16	5/8	A110011/1626	7/8-14	3/4	39,5	92	36
18-20	3/4	A110011/2021	1" 1/16-12	1/2	42	88	27
18-20	3/4	A110011/2026	1" 1/16-12	3/4	42	92	36
18-20	3/4	A110011/2033	1" 1/16-12	1"	44,5	105	41
22	7/8	A110011/2226	1" 3/16-12	3/4	44	99	36
25	1"	A110011/2526	1" 5/16-12	3/4	46	105	36
25	1"	A110011/2533	1" 5/16-12	1"	46	105	41
25	1"	A110011/2542	1" 5/16-12	1" 1/4	51	124	50
30-32	1" 1/4	A110011/3233	1" 5/8-12	1"	52	124	41
30-32	1" 1/4	A110011/3242	1" 5/8-12	1" 1/4	52	124	50
38	1" 1/2	A110011/3842	1" 7/8-12	1" 1/4	59	134	50
38	1" 1/2	A110011/3848	1" 7/8-12	1" 1/2	59	134	60
14÷16	5/8	SA110011/1613	7/8-14	1/4	36,5	72,5	19



110088

T		RIFERIMENTO REFERENCE	J	F	B	C	CH
MM.	IN.		UNF-UN	GAS CIL. JIS			
6	1/4	A110088/0610	7/16-20	1/8	22,5	46	14
6	1/4	A110088/0613	7/16-20	1/4	27	56.5	19
6	1/4	A110088/0617	7/16-20	3/8	28.5	67	22
6	1/4	A110088/0621	7/16-20	1/2	31	78	27
8	5/16	A110088/0810	1/2-20	1/8	24	49.5	14
8	5/16	A110088/0813	1/2-20	1/4	27	56.5	19
8	5/16	A110088/0817	1/2-20	3/8	28.5	67	22
10	3/8	A110088/1013	9/16-18	1/4	27	56.5	19
10	3/8	A110088/1017	9/16-18	3/8	28.5	67	22
10	3/8	A110088/1021	9/16-18	1/2	31	78	27
12	1/2	A110088/1213	3/4-16	1/4	31.5	64	19
12	1/2	A110088/1217	3/4-16	3/8	31.5	67	22
12	1/2	A110088/1221	3/4-16	1/2	34	78	27
12	1/2	A110088/1226	3/4-16	3/4	37	92	36
14÷16	5/8	A110088/1613	7/8-14	1/4	36.5	72.5	19
14÷16	5/8	A110088/1617	7/8-14	3/8	36.5	75	22
14÷16	5/8	A110088/1621	7/8-14	1/2	36.5	78	27
14÷16	5/8	A110088/1626	7/8-14	3/4	39.5	92	36
18-20	3/4	A110088/2021	1" 1/16-12	1/2	42	88	27
18-20	3/4	A110088/2026	1" 1/16-12	3/4	42	92	36
18-20	3/4	A110088/2033	1" 1/16-12	1"	44.5	105	41
22	7/8	A110088/2226	1" 3/16-12	3/4	44	99	36
25	1"	A110088/2526	1" 5/16-12	3/4	46	105	36
25	1"	A110088/2533	1" 5/16-12	1"	46	105	41
25	1"	A110088/2542	1" 5/16-12	1" 1/4	51	124	50
30-32	1" 1/4	A110088/3233	1" 5/8-12	1"	52	124	41
30-32	1" 1/4	A110088/3242	1" 5/8-12	1" 1/4	52	124	50
38	1" 1/2	A110088/3842	1" 7/8-12	1" 1/4	59	134	50
38	1" 1/2	A110088/3848	1" 7/8-12	1" 1/2	59	134	55

Prolunga orientabile 90°
JIC cono 37° - GAS cil. (JIS)
con O.R. per sedi JIS 2351
90° (AD) long elbow male
JIC - male JIS
with O.R. JIS 2351 ports
SEDI PAG.31 / PORTS PAG.31



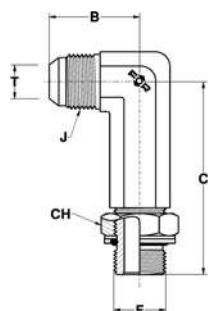
RACCORDI PER TUBI SVASATI - 37°

37° - FLARED TUBE CONNECTORS

110022

Prolunga orientabile 90°
JIC cono 37° - Metrico cil.
con O.R. e rondella
per sedi ISO 9974
90° (AD) long elbow male
JIC - male Metric
with O.R. and retaining ring
ISO 9974 ports

SEDI PAG.32 / PORTS PAG.32



T		RIFERIMENTO REFERENCE	J	F	B	C	CH
MM.	IN.		UNF-UN	METRICO METRIC			
6	1/4	A110022/0610	7/16-20	10x1	22.5	46	14
6	1/4	A110022/0612	7/16-20	12x1,5	27	53.5	17
8	5/16	A110022/0810	1/2-20	10x1	24	49.5	14
8	5/16	A110022/0812	1/2-20	12x1,5	27	53.5	17
8	5/16	A110022/0814	1/2-20	14x1,5	27	56.5	19
10	3/8	A110022/1014	9/16-18	14x1,5	27	56.5	19
10	3/8	A110022/1016	9/16-18	16x1,5	28.5	67	22
12	1/2	A110022/1216	3/4-16	16x1,5	31.5	67	22
12	1/2	A110022/1218	3/4-16	18x1,5	31.5	67	24
14÷16	5/8	A110022/1618	7/8-14	18x1,5	36.5	75	24
14÷16	5/8	A110022/1620	7/8-14	20x1,5	36.5	78	27
14÷16	5/8	A110022/1622	7/8-14	22x1,5	36.5	78	27
18-20	3/4	A110022/2022	1" 1/16-12	22x1,5	42	88	27
18-20	3/4	A110022/2027	1" 1/16-12	27x2	42	95	32
22	7/8	A110022/2226	1" 3/16-12	26x1,5	44	99	36
25	1"	A110022/2527	1" 5/16-12	27x2	46	105	32
25	1"	A110022/2533	1" 5/16-12	33x2	46	105	41
30-32	1" 1/4	A110022/3242	1" 5/8-12	42x2	52	124	50
38	1" 1/2	A110022/3848	1" 7/8-12	48x2	59	141	55
18-20	3/4	SA110022/2018	1" 1/16-12	18x1,5	42	88	24

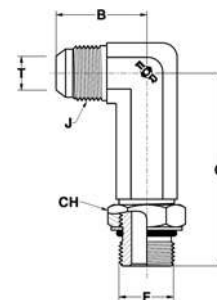


110077

Prolunga orientabile 90°
 JIC cono 37° - Metrico cil.
 con O.R. per sedi ISO 6149
 90° (ADJ) long elbow male
 JIC - male Metric
 with O.R. ISO 6149 ports

SEDI PAG.30 / PORTS PAG.30

T		RIFERIMENTO REFERENCE	J	F	B	C	CH
MM.	IN.		UNF-UN	METRICO METRIC			
6	1/4	A110077/0610	7/16-20	10x1	22.5	46	14
6	1/4	A110077/0612	7/16-20	12x1,5	27	53.5	17
8	5/16	A110077/0810	1/2-20	10x1	24	49.5	14
8	5/16	A110077/0812	1/2-20	12x1,5	27	53.5	17
8	5/16	A110077/0814	1/2-20	14x1,5	27	56.5	19
10	3/8	A110077/1014	9/16-18	14x1,5	27	56.5	19
10	3/8	A110077/1016	9/16-18	16x1,5	28.5	67	22
12	1/2	A110077/1216	3/4-16	16x1,5	31.5	67	22
12	1/2	A110077/1218	3/4-16	18x1,5	31.5	67	24
14÷16	5/8	A110077/1618	7/8-14	18x1,5	36.5	75	24
14÷16	5/8	A110077/1622	7/8-14	22x1,5	36.5	78	27
18-20	3/4	A110077/2022	1" 1/16-12	22x1,5	42	88	27
18-20	3/4	A110077/2027	1" 1/16-12	27x2	42	95	32
25	1"	A110077/2527	1" 5/16-12	27x2	46	105	32
25	1"	A110077/2533	1" 5/16-12	33x2	46	105	41
30-32	1" 1/4	A110077/3242	1" 5/8-12	42x2	52	124	50
38	1" 1/2	A110077/3848	1" 7/8-12	48x2	59	141	55



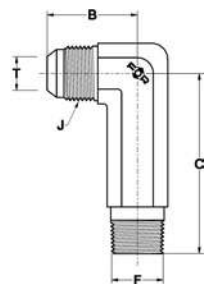
RACCORDI PER TUBI SVASATI - 37°

37° - FLARED TUBE CONNECTORS

110033

Prolunga 90°
JIC cono 37° - NPTF
per sedi SAE 476
90° long elbow male
JIC - male NPTF
taper SAE 476 ports

SEDI PAG.35 / PORTS PAG.35

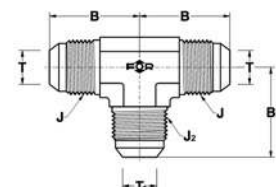


T		RIFERIMENTO REFERENCE	J	F	B	C
MM.	IN.		UNF-UN	NPTF		
6	1/4	A110033/0610	7/16-20	1/8	22.5	39.5
6	1/4	A110033/0613	7/16-20	1/4	27	52.5
8	5/16	A110033/0810	1/2-20	1/8	24	41.5
8	5/16	A110033/0813	1/2-20	1/4	27	52.5
10	3/8	A110033/1010	9/16-18	1/8	27	48.5
10	3/8	A110033/1013	9/16-18	1/4	27	52.5
10	3/8	A110033/1017	9/16-18	3/8	28.5	61
10	3/8	A110033/1021	9/16-18	1/2	31	73
12	1/2	A110033/1213	3/4-16	1/4	31.5	61
12	1/2	A110033/1217	3/4-16	3/8	31.5	61
12	1/2	A110033/1221	3/4-16	1/2	34	73
12	1/2	A110033/1226	3/4-16	3/4	37	82.5
14÷16	5/8	A110033/1617	7/8-14	3/8	36.5	68
14÷16	5/8	A110033/1621	7/8-14	1/2	36.5	73
14÷16	5/8	A110033/1626	7/8-14	3/4	39.5	82.5
18-20	3/4	A110033/2021	1" 1/16-12	1/2	42	82.5
18-20	3/4	A110033/2026	1" 1/16-12	3/4	42	82.5
22	7/8	A110033/2226	1" 3/16-12	3/4	44	92
25	1"	A110033/2526	1" 5/16-12	3/4	46	98
25	1"	A110033/2533	1" 5/16-12	1"	46	103
30-32	1" 1/4	A110033/3233	1" 5/8-12	1"	52	127
30-32	1" 1/4	A110033/3242	1" 5/8-12	1" 1/4	52	127
38	1" 1/2	A110033/3848	1" 7/8-12	1" 1/2	59	141
25	1"	SA110033/2542	1" 5/16-12	1" 1/4	50.5	127
30-32	1" 1/4	SA110033/3248	1" 5/8-12	1" 1/2	56	141



111001

Giunzione a "T" maschi
JIC cono 37°
Union tee male JIC



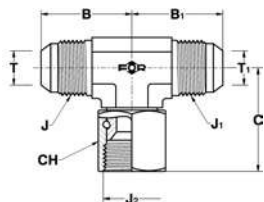
T		T ₁		RIFERIMENTO REFERENCE	J	J ₂	B	B ₂
MM.	IN.	MM.	IN.		UNF-UN	UNF-UN		
6	1/4	6	1/4	A111001/06	7/16-20	7/16-20	23	23
8	5/16	8	5/16	A111001/08	1/2-20	1/2-20	24	24
10	3/8	10	3/8	A111001/10	9/16-18	9/16-18	27	27
12	1/2	12	1/2	A111001/12	3/4-16	3/4-16	31.5	31.5
14÷16	5/8	14÷16	5/8	A111001/16	7/8-14	7/8-14	36.5	36.5
18-20	3/4	18-20	3/4	A111001/20	1" 1/16-12	1" 1/16-12	42	42
22	7/8	22	7/8	A111001/22	1" 3/16-12	1" 3/16-12	44	44
25	1"	25	1"	A111001/25	1" 5/16-12	1" 5/16-12	46	46
30-32	1" 1/4	30-32	1" 1/4	A111001/32	1" 5/8-12	1" 5/8-12	52	52
38	1" 1/2	38	1" 1/2	A111001/38	1" 7/8-12	1" 7/8-12	59	59
6	1/4	10	3/8	SA111001/060610	7/16-20	9/16-18	27	27
8	5/16	8	5/16	SA111001/080806	1/2-20	7/16-20	24	24
8	5/16	8	5/16	SA111001/080810	1/2-20	9/16-18	27	27
8	5/16	8	5/16	SA111001/080812	1/2-20	3/4-16	29	31.5
8	5/16	8	5/16	SA111001/080816	1/2-20	7/8-14	31	36.5
10	3/8	10	3/8	SA111001/101006	9/16-18	7/16-20	27	27
10	3/8	10	3/8	SA111001/101008	9/16-18	1/2-20	27	27
10	3/8	10	3/8	SA111001/101012	9/16-18	3/4-16	28	31.5
10	3/8	10	3/8	SA111001/101016	9/16-18	7/8-14	31	36.5
12	1/2	12	1/2	SA111001/121206	3/4-16	7/16-20	31.5	29
12	1/2	12	1/2	SA111001/121208	3/4-16	1/2-20	31.5	29
12	1/2	12	1/2	SA111001/121210	3/4-16	9/16-18	31.5	29
12	1/2	12	1/2	SA111001/121216	3/4-16	7/8-14	34	36.5
14÷16	5/8	14÷16	5/8	SA111001/161606	7/8-14	7/16-20	36.5	31
14÷16	5/8	14÷16	5/8	SA111001/161608	7/8-14	1/2-20	36.5	31
14÷16	5/8	14÷16	5/8	SA111001/161610	7/8-14	9/16-18	36.5	31
14÷16	5/8	14÷16	5/8	SA111001/161620	7/8-14	1" 1/16-12	40	42
14÷16	5/8	14÷16	5/8	SA111001/161625	7/8-14	1" 5/16-12	42	46
18-20	3/4	18-20	3/4	SA111001/202010	1" 1/16-12	9/16-18	42	34
18-20	3/4	18-20	3/4	SA111001/202012	1" 1/16-12	3/4-16	42	36.5
18-20	3/4	18-20	3/4	SA111001/202016	1" 1/16-12	7/8-14	42	39.5
18-20	3/4	18-20	3/4	SA111001/202022	1" 1/16-12	1" 3/16-12	43	44
18-20	3/4	18-20	3/4	SA111001/202025	1" 1/16-12	1" 5/16-12	44.5	46
25	1"	25	1"	SA111001/252506	1" 5/16-12	7/16-20	46	46
25	1"	25	1"	SA111001/252516	1" 5/16-12	7/8-14	46	42.5
25	1"	25	1"	SA111001/252520	1" 5/16-12	1" 1/16-12	46	44.5
25	1"	25	1"	SA111001/252532	1" 5/16-12	1" 5/8-12	50.5	52
30-32	1" 1/4	30-32	1" 1/4	SA111001/323210	1" 5/8-12	9/16-18	52	41
30-32	1" 1/4	30-32	1" 1/4	SA111001/323225	1" 5/8-12	1" 5/16-12	52	50.5
30-32	1" 1/4	30-32	1" 1/4	SA111001/323238	1" 5/8-12	1" 7/8-12	56	59
50	2"	50	2"	SA111001/50	2" 1/2-12	2" 1/2-12	77.5	77.5

RACCORDI PER TUBI SVASATI - 37°

37° - FLARED TUBE CONNECTORS

111012

Giunzione a "T" maschi
JIC cono 37° - femmina JIC cono
37°
Swivel nut branch tee male JIC



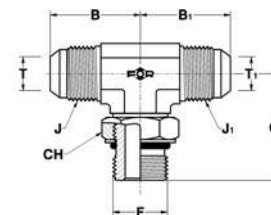
T		T ₁		RIFERIMENTO REFERENCE	J	J ₁	J ₂	B	B ₁	C	CH
MM.	IN.	MM.	IN.		UNF-UN	UNF-UN	UNF-UN				
6	1/4	6	1/4	A111012/06	7/16-20	7/16-20	7/16-20	22.5	22.5	26	14
8	5/16	8	5/16	A111012/08	1/2-20	1/2-20	1/2-20	24	24	28	17
10	3/8	10	3/8	A111012/10	9/16-18	9/16-18	9/16-18	27	27	32	17
12	1/2	12	1/2	A111012/12	3/4-16	3/4-16	3/4-16	31.5	31.5	35,5	22
14÷16	5/8	14÷16	5/8	A111012/16	7/8-14	7/8-14	7/8-14	36.5	36.5	42	27
18-20	3/4	18-20	3/4	A111012/20	1" 1/16-12	1" 1/16-12	1" 1/16-12	42	42	45,5	32
22	7/8	22	7/8	A111012/22	1" 3/16-12	1" 3/16-12	1" 3/16-12	44	44	46,5	36
25	1"	25	1"	A111012/25	1" 5/16-12	1" 5/16-12	1" 5/16-12	46	46	51,5	38
30-32	1" 1/4	30-32	1" 1/4	A111012/32	1" 5/8-12	1" 5/8-12	1" 5/8-12	52	52	59,5	50
38	1" 1/2	38	1" 1/2	A111012/38	1" 7/8-12	1" 7/8-12	1" 7/8-12	59	59	67	57
8	5/16	8	5/16	SA111012/080810	1/2-20	1/2-20	9/16-18	27	27	32	17
10	3/8	12	1/2	SA111012/101212	9/16-18	3/4-16	3/4-16	29	31.5	35,5	22
12	1/2	12	1/2	SA111012/121220	3/4-16	3/4-16	1" 1/16-12	37	37	45,5	32
12	1/2	14÷16	5/8	SA111012/121612	3/4-16	7/8-14	3/4-16	33.5	36.5	39	22
14÷16	5/8	10	3/8	SA111012/161016	7/8-14	9/16-18	7/8-14	36.5	31.5	42	27
14÷16	5/8	12	1/2	SA111012/161216	7/8-14	3/4-16	7/8-14	36.5	34	42	27
14÷16	5/8	14÷16	5/8	SA111012/161612	7/8-14	7/8-14	3/4-16	36.5	36.5	39	22
14÷16	5/8	14÷16	5/8	SA111012/161620	7/8-14	7/8-14	1" 1/16-12	39.5	39.5	45,5	32
14÷16	5/8	25	1"	SA111012/162520	7/8-14	1" 5/16-12	1" 1/16-12	42.5	46	49	32
18-20	3/4	14÷16	5/8	SA111012/201616	1" 1/16-12	7/8-14	7/8-14	42	39.5	44	27
18-20	3/4	14÷16	5/8	SA111012/201620	1" 1/16-12	7/8-14	1" 1/16-12	42	39.5	45,5	32
18-20	3/4	18-20	3/4	SA111012/202012	1" 1/16-12	1" 1/16-12	3/4-16	42	42	41	22
18-20	3/4	18-20	3/4	SA111012/202016	1" 1/16-12	1" 1/16-12	7/8-14	42	42	44	27
18-20	3/4	18-20	3/4	SA111012/202025	1" 1/16-12	1" 1/16-12	1" 5/16-12	45	45	51,5	38
18-20	3/4	25	1"	SA111012/202520	1" 1/16-12	1" 5/16-12	1" 1/16-12	44.5	46	49	32
18-20	3/4	25	1"	SA111012/202525	1" 1/16-12	1" 5/16-12	1" 5/16-12	45	46	51,5	38
25	1"	14÷16	5/8	SA111012/251625	1" 5/16-12	7/8-14	1" 5/16-12	46	41.5	51,5	38
25	1"	25	1"	SA111012/252516	1" 5/16-12	1" 5/16-12	7/8-14	46	46	47,5	27
25	1"	25	1"	SA111012/252520	1" 5/16-12	1" 5/16-12	1" 1/16-12	46	46	49	32
30-32	1" 1/4	25	1"	SA111012/322532	1" 5/8-12	1" 5/16-12	1" 5/8-12	52	50.5	59,5	50
30-32	1" 1/4	30-32	1" 1/4	SA111012/323225	1" 5/8-12	1" 5/8-12	1" 5/16-12	52	52	57	38
38	1" 1/2	25	1"	SA111012/382538	1" 7/8-12	1" 5/16-12	1" 7/8-12	59	54.5	65	57



T		T ₁		RIFERIMENTO REFERENCE	J	J ₁	F	B	B ₁	C	CH
MM.	IN.	MM.	IN.		UNF-UN	UNF-UN	UNF-UN				
6	1/4	6	1/4	A111023/0611	7/16-20	7/16-20	7/16-20	22,5	22,5	27,5	14
6	1/4	6	1/4	A111023/0612	7/16-20	7/16-20	1/2-20	24	24	27,5	17
6	1/4	6	1/4	A111023/0614	7/16-20	7/16-20	9/16-18	27	27	31,5	17
8	5/16	8	5/16	A111023/0812	1/2-20	1/2-20	1/2-20	24	24	27	17
10	3/8	10	3/8	A111023/1014	9/16-18	9/16-18	9/16-18	27	27	31,5	17
10	3/8	10	3/8	A111023/1019	9/16-18	9/16-18	3/4-16	28,5	28,5	36,5	22
12	1/2	12	1/2	A111023/1219	3/4-16	3/4-16	3/4-16	31,5	31,5	36,5	22
12	1/2	12	1/2	A111023/1222	3/4-16	3/4-16	7/8-14	34	34	43	27
12	1/2	12	1/2	A111023/1227	3/4-16	3/4-16	1" 1/16-12	37	37	49	32
14÷16	5/8	14÷16	5/8	A111023/1619	7/8-14	7/8-14	3/4-16	36,5	36,5	39,5	22
14÷16	5/8	14÷16	5/8	A111023/1622	7/8-14	7/8-14	7/8-14	36,5	36,5	43	27
14÷16	5/8	14÷16	5/8	A111023/1627	7/8-14	7/8-14	1" 1/16-12	39,5	39,5	49	32
18-20	3/4	18-20	3/4	A111023/2019	1" 1/16-12	1" 1/16-12	3/4-16	42	42	42	22
18-20	3/4	18-20	3/4	A111023/2022	1" 1/16-12	1" 1/16-12	7/8-14	42	42	45,5	27
18-20	3/4	18-20	3/4	A111023/2027	1" 1/16-12	1" 1/16-12	1" 1/16-12	42	42	49	32
18-20	3/4	18-20	3/4	A111023/2033	1" 1/16-12	1" 1/16-12	1" 5/16-12	44,5	44,5	52	38
22	7/8	22	7/8	A111023/2230	1" 3/16-12	1" 3/16-12	1" 3/16-12	44	44	50,5	35
25	1"	25	1"	A111023/2527	1" 5/16-12	1" 5/16-12	1" 1/16-12	46	46	52	32
25	1"	25	1"	A111023/2533	1" 5/16-12	1" 5/16-12	1" 5/16-12	46	46	52	38
25	1"	25	1"	A111023/2541	1" 5/16-12	1" 5/16-12	1" 5/8-12	51	51	57	50
30-32	1" 1/4	30-32	1" 1/4	A111023/3241	1" 5/8-12	1" 5/8-12	1" 5/8-12	52	52	57	50
38	1" 1/2	38	1" 1/2	A111023/3848	1" 7/8-12	1" 7/8-12	1" 7/8-12	59	59	61	55
12	1/2	10	3/8	SA111023/121014	3/4-16	9/16-18	9/16-18	31,5	29	33,5	17
12	1/2	12	1/2	SA111023/121212	3/4-16	3/4-16	1/2-20	31,5	31,5	32	17
12	1/2	12	1/2	SA111023/121214	3/4-16	3/4-16	9/16-18	31,5	31,5	33,5	17
14÷16	5/8	14÷16	5/8	SA111023/161630	7/8-14	7/8-14	1" 3/16-12	42,5	42,5	50,5	35
14÷16	5/8	18-20	3/4	SA111023/162027	7/8-14	1" 1/16-12	1" 1/16-12	39,5	42	49	32
25	1"	18-20	3/4	SA111023/252027	1" 5/16-12	1" 1/16-12	1" 1/16-12	46	45	52	32

111023

Terminale orientabile a "T"
JIC cono 37° - SAE UNF-UN
per sedi ISO 11926
Branch (ADJ) tee male
JIC - male SAE UNF-UN
with O.R. ISO 11926 ports
SEDI PAG.30 / PORTS PAG.30



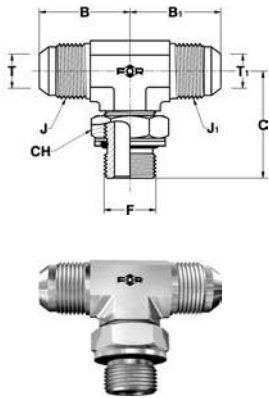
RACCORDI PER TUBI SVASATI - 37°

37° - FLARED TUBE CONNECTORS

111034

Terminale orientabile a "T"
 JIC cono 37° - GAS cil. (BSPP)
 con O.R. e rondella
 per sedi ISO 1179
 Branch (AD) tee male
 JIC - male BSPP
 with O.R. and retaining ring
 ISO 1179 ports

SEDI PAG.32 / PORTS PAG.32



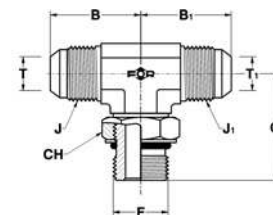
T		T ₁		RIFERIMENTO REFERENCE	J	J ₁	F	B	B ₁	C	CH
MM.	IN.	MM.	IN.		UNF-UN	UNF-UN	GAS CIL.BSPP				
6	1/4	6	1/4	A111034/0610	7/16-20	7/16-20	1/8	22.5	22.5	26	14
6	1/4	6	1/4	A111034/0613	7/16-20	7/16-20	1/4	27	27	31.5	19
6	1/4	6	1/4	A111034/0617	7/16-20	7/16-20	3/8	28.5	28.5	36.5	22
6	1/4	6	1/4	A111034/0621	7/16-20	7/16-20	1/2	31	31	43	27
8	5/16	8	5/16	A111034/0810	1/2-20	1/2-20	1/8	24	24	28.5	14
8	5/16	8	5/16	A111034/0813	1/2-20	1/2-20	1/4	27	27	31.5	19
8	5/16	8	5/16	A111034/0817	1/2-20	1/2-20	3/8	28.5	28.5	36.5	22
10	3/8	10	3/8	A111034/1013	9/16-18	9/16-18	1/4	27	27	31.5	19
10	3/8	10	3/8	A111034/1017	9/16-18	9/16-18	3/8	28.5	28.5	36.5	22
10	3/8	10	3/8	A111034/1021	9/16-18	9/16-18	1/2	31	31	43	27
12	1/2	12	1/2	A111034/1213	3/4-16	3/4-16	1/4	31.5	31.5	33.5	19
12	1/2	12	1/2	A111034/1217	3/4-16	3/4-16	3/8	31.5	31.5	36.5	22
12	1/2	12	1/2	A111034/1221	3/4-16	3/4-16	1/2	34	34	43	27
12	1/2	12	1/2	A111034/1226	3/4-16	3/4-16	3/4	37	37	49	36
14÷16	5/8	14÷16	5/8	A111034/1617	7/8-14	7/8-14	3/8	36.5	36.5	39.5	22
14÷16	5/8	14÷16	5/8	A111034/1621	7/8-14	7/8-14	1/2	36.5	36.5	43	27
14÷16	5/8	14÷16	5/8	A111034/1626	7/8-14	7/8-14	3/4	39.5	39.5	49	36
18-20	3/4	18-20	3/4	A111034/2021	1"1/16-12	1"1/16-12	1/2	42	42	45.5	27
18-20	3/4	18-20	3/4	A111034/2026	1"1/16-12	1"1/16-12	3/4	42	42	49	36
18-20	3/4	18-20	3/4	A111034/2033	1"1/16-12	1"1/16-12	1"	44.5	44.5	52	41
22	7/8	22	7/8	A111034/2226	1"3/16-12	1"3/16-12	3/4	44	44	50.5	36
25	1"	25	1"	A111034/2526	1"5/16-12	1"5/16-12	3/4	46	46	52	36
25	1"	25	1"	A111034/2533	1"5/16-12	1"5/16-12	1"	46	46	52	41
25	1"	25	1"	A111034/2542	1"5/16-12	1"5/16-12	1"1/4	51	51	57	50
30-32	1"1/4	30-32	1"1/4	A111034/3233	1"5/8-12	1"5/8-12	1"	52	52	57	41
30-32	1"1/4	30-32	1"1/4	A111034/3242	1"5/8-12	1"5/8-12	1"1/4	52	52	57	50
38	1"1/2	38	1"1/2	A111034/3842	1"7/8-12	1"7/8-12	1"1/4	59	59	61	50
38	1"1/2	38	1"1/2	A111034/3848	1"7/8-12	1"7/8-12	1"1/2	59	59	61	60
8	5/16	8	5/16	SA111034/080821	1/2-20	1/2-20	1/2	31	31	43	27
8	5/16	18-20	3/4	SA111034/082021	1/2-20	1"1/16-12	1/2	34	42	45.5	27
10	3/8	8	5/16	SA111034/100813	9/16-18	1/2-20	1/4	27	27	31.5	19
10	3/8	10	3/8	SA111034/101026	9/16-18	9/16-18	3/4	34.5	34.5	49	36
10	3/8	14÷16	5/8	SA111034/101621	9/16-18	7/8-14	1/2	31.5	36.5	43	27
10	3/8	18-20	3/4	SA111034/102021	9/16-18	1"1/16-12	1/2	34.5	42	45.5	27
12	1/2	6	1/4	SA111034/120617	3/4-16	7/16-20	3/8	31.5	29	36.5	22
14÷16	5/8	8	5/16	SA111034/160821	7/8-14	1/2-20	1/2	36.5	31	43	27
14÷16	5/8	12	1/2	SA111034/161217	7/8-14	3/4-16	3/8	36.5	34	39.5	22
18-20	3/4	18-20	3/4	SA111034/202017	1"1/16-12	1"1/16-12	3/8	42	42	42	22
25	1"	38	1"1/2	SA111034/253848	1"5/16-12	1"7/8-12	1"1/2	54.5	59	61	60
30-32	1"1/4	30-32	1"1/4	SA111034/3226	1"5/8-12	1"5/8-12	3/4	52	52	54.5	36



T		T ₁		RIFERIMENTO REFERENCE	J	J ₁	F	B	B ₁	C	CH
MM.	IN.	MM.	IN.		UNF-UN	UNF-UN	GAS CIL-JIS				
6	1/4	6	1/4	A111166/0610	7/16-20	7/16-20	1/8	22.5	22.5	26	14
6	1/4	6	1/4	A111166/0613	7/16-20	7/16-20	1/4	27	27	31.5	19
6	1/4	6	1/4	A111166/0617	7/16-20	7/16-20	3/8	28.5	28.5	36.5	22
6	1/4	6	1/4	A111166/0621	7/16-20	7/16-20	1/2	31	31	43	27
8	5/16	8	5/16	A111166/0810	1/2-20	1/2-20	1/8	24	24	28.5	14
8	5/16	8	5/16	A111166/0813	1/2-20	1/2-20	1/4	27	27	31.5	19
8	5/16	8	5/16	A111166/0817	1/2-20	1/2-20	3/8	28.5	28.5	36.5	22
8	5/16	8	5/16	A111166/080821	1/2-20	1/2-20	1/2	31	31	43	27
8	5/16	14÷16	5/8	A111166/081621	1/2-20	7/8-14	1/2	31	36.5	43	27
8	5/16	18-20	3/4	A111166/082021	1/2-20	1" 1/16-12	1/2	34	42	45.5	27
10	3/8	8	5/16	A111166/100813	9/16-18	1/2-20	1/4	27	27	31.5	19
10	3/8	10	3/8	A111166/1013	9/16-18	9/16-18	1/4	27	27	31.5	19
10	3/8	10	3/8	A111166/1017	9/16-18	9/16-18	3/8	28.5	28.5	36.5	22
10	3/8	10	3/8	A111166/1021	9/16-18	9/16-18	1/2	31	31	43	27
10	3/8	10	3/8	A111166/101026	9/16-18	9/16-18	3/4	34.5	34.5	49	36
10	3/8	14÷16	5/8	A111166/101621	9/16-18	7/8-14	1/2	31.5	36.5	43	27
10	3/8	18-20	3/4	A111166/102021	9/16-18	1" 1/16-12	1/2	34.5	42	45.5	27
12	1/2	6	1/4	A111166/120617	3/4-16	7/16-20	3/8	31.5	29	36.5	22
12	1/2	12	1/2	A111166/1213	3/4-16	3/4-16	1/4	31.5	31.5	33.5	19
12	1/2	12	1/2	A111166/1217	3/4-16	3/4-16	3/8	31.5	31.5	36.5	22
12	1/2	12	1/2	A111166/1221	3/4-16	3/4-16	1/2	34	34	43	27
12	1/2	12	1/2	A111166/1226	3/4-16	3/4-16	3/4	37	37	49	36
14÷16	5/8	8	5/16	A111166/160821	7/8-14	1/2-20	1/2	36.5	31	43	27
14÷16	5/8	12	1/2	A111166/161217	7/8-14	3/4-16	3/8	36.5	34	39.5	22
14÷16	5/8	14÷16	5/8	A111166/1617	7/8-14	7/8-14	3/8	36.5	36.5	39.5	22
14÷16	5/8	14÷16	5/8	A111166/1621	7/8-14	7/8-14	1/2	36.5	36.5	43	27
14÷16	5/8	14÷16	5/8	A111166/1626	7/8-14	7/8-14	3/4	39.5	39.5	49	36
18-20	3/4	18-20	3/4	A111166/202017	1" 1/16-12	1" 1/16-12	3/8	42	42	42	22
18-20	3/4	18-20	3/4	A111166/2021	1" 1/16-12	1" 1/16-12	1/2	42	42	45.5	27
18-20	3/4	18-20	3/4	A111166/2026	1" 1/16-12	1" 1/16-12	3/4	42	42	49	36
18-20	3/4	18-20	3/4	A111166/2033	1" 1/16-12	1" 1/16-12	1"	44.5	44.5	52	41
22	7/8	22	7/8	A111166/2226	1" 3/16-12	1" 3/16-12	3/4	44	44	50.5	36
25	1"	25	1"	A111166/2526	1" 5/16-12	1" 5/16-12	3/4	46	46	52	36
25	1"	25	1"	A111166/2533	1" 5/16-12	1" 5/16-12	1"	46	46	52	41
25	1"	25	1"	A111166/2542	1" 5/16-12	1" 5/16-12	1" 1/4	51	51	57	50
25	1"	38	1" 1/2	A111166/253848	1" 5/16-12	1" 7/8-12	1" 1/2	54.5	59	61	55
30-32	1" 1/4	30-32	1" 1/4	A111166/323226	1" 5/8-12	1" 5/8-12	3/4	52	52	54.5	36
30-32	1" 1/4	30-32	1" 1/4	A111166/3233	1" 5/8-12	1" 5/8-12	1"	52	52	57	41
30-32	1" 1/4	30-32	1" 1/4	A111166/3242	1" 5/8-12	1" 5/8-12	1" 1/4	52	52	57	50
38	1" 1/2	38	1" 1/2	A111166/3842	1" 7/8-12	1" 7/8-12	1" 1/4	59	59	61	50
38	1" 1/2	38	1" 1/2	A111166/3848	1" 7/8-12	1" 7/8-12	1" 1/2	59	59	61	55

111166

Terminale orientabile a "T"
JIC cono 37° - GAS cil. (JIS)
con O.R. per sedi JIS 2351
Branch (ADJ) tee male
JIC - male JIS
with O.R. JIS 2351 ports
SEDI PAG.31 / PORTS PAG.31



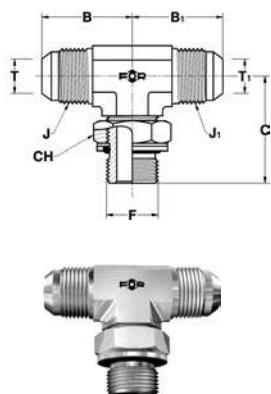
RACCORDI PER TUBI SVASATI - 37°

37° - FLARED TUBE CONNECTORS

111045

Terminale orientabile a "T"
 JIC cono 37° - Metrico cil.
 con O.R. e rondella
 per sedi ISO 9974
 Branch (AD) tee male
 JIC - male Metric
 with O.R. and retaining ring
 ISO 9974 ports

SEDI PAG.32 / PORTS PAG.32



T		T ₁		RIFERIMENTO REFERENCE	J	J ₁	F	B	B ₁	C	CH
MM.	IN.	MM.	IN.		UNF-UN	UNF-UN	METRICO METRIC				
6	1/4	6	1/4	A111045/0610	7/16-20	7/16-20	10x1	22,5	22,5	27,5	14
6	1/4	6	1/4	A111045/0612	7/16-20	7/16-20	12x1,5	27	27	31,5	17
8	5/16	8	5/16	A111045/0810	1/2-20	1/2-20	10x1	24	24	27,5	14
8	5/16	8	5/16	A111045/0812	1/2-20	1/2-20	12x1,5	27	27	31,5	17
8	5/16	8	5/16	A111045/0814	1/2-20	1/2-20	14x1,5	27	27	32,5	19
10	3/8	10	3/8	A111045/1014	9/16-18	9/16-18	14x1,5	27	27	32,5	19
10	3/8	10	3/8	A111045/1016	9/16-18	9/16-18	16x1,5	28,5	28,5	36,5	22
12	1/2	12	1/2	A111045/1216	3/4-16	3/4-16	16x1,5	31,5	31,5	36,5	22
12	1/2	12	1/2	A111045/1218	3/4-16	3/4-16	18x1,5	31,5	31,5	39,5	24
14÷16	5/8	14÷16	5/8	A111045/1618	7/8-14	7/8-14	18x1,5	36,5	36,5	42	24
14÷16	5/8	14÷16	5/8	A111045/1620	7/8-14	7/8-14	20x1,5	36,5	36,5	43	27
14÷16	5/8	14÷16	5/8	A111045/1622	7/8-14	7/8-14	22x1,5	36,5	36,5	43	27
18-20	3/4	18-20	3/4	A111045/2022	1" 1/16-12	1" 1/16-12	22x1,5	42	42	45,5	27
18-20	3/4	18-20	3/4	A111045/2027	1" 1/16-12	1" 1/16-12	27x2	42	42	51,5	32
22	7/8	22	7/8	A111045/2226	1" 3/16-12	1" 3/16-12	26x1,5	44	44	50,5	36
25	1"	25	1"	A111045/2527	1" 5/16-12	1" 5/16-12	27x2	46	46	55	32
25	1"	25	1"	A111045/2533	1" 5/16-12	1" 5/16-12	33x2	46	46	55	41
30-32	1" 1/4	30-32	1" 1/4	A111045/3242	1" 5/8-12	1" 5/8-12	42x2	52	52	60	50
38	1" 1/2	38	1" 1/2	A111045/3848	1" 7/8-12	1" 7/8-12	48x2	59	59	67	55
6	1/4	6	1/4	SA111045/060614	7/16-20	7/16-20	14x1,5	27	27	32,5	19
8	5/16	6	1/4	SA111045/080614	1/2-20	7/16-20	14x1,5	27	27	32,5	19
8	5/16	10	3/8	SA111045/081012	1/2-20	9/16-18	12x1,5	27	27	32,5	17
8	5/16	14÷16	5/8	SA111045/081616	1/2-20	7/8-14	16x1,5	31	36,5	39	22
10	3/8	10	3/8	SA111045/101018	9/16-18	9/16-18	18x1,5	29,5	29,5	39,5	24
12	1/2	14÷16	5/8	SA111045/121618	3/4-16	7/8-14	18x1,5	33,5	36,5	42	24
14÷16	5/8	10	3/8	SA111045/161018	7/8-14	9/16-18	18x1,5	36,5	31	42	24
14÷16	5/8	10	3/8	SA111045/161022	7/8-14	9/16-18	22x1,5	36,5	31	43	27
18-20	3/4	18-20	3/4	SA111045/202018	1" 1/16-12	1" 1/16-12	18x1,5	42	42	45,5	24

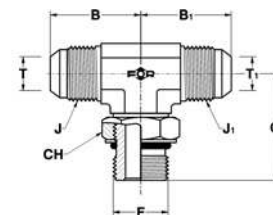


T		T ₁		RIFERIMENTO REFERENCE	J	J ₁	F	B	B ₁	C	CH
MM.	IN.	MM.	IN.		UNF-UN	UNF-UN	METRICO METRIC				
6	1/4	6	1/4	A111122/0610	7/16-20	7/16-20	10x1	22,5	22,5	27,5	14
6	1/4	6	1/4	A111122/0612	7/16-20	7/16-20	12x1,5	27	27	31,5	17
8	5/16	8	5/16	A111122/0810	1/2-20	1/2-20	10x1	24	24	27,5	14
8	5/16	8	5/16	A111122/0812	1/2-20	1/2-20	12x1,5	27	27	31,5	17
8	5/16	8	5/16	A111122/0814	1/2-20	1/2-20	14x1,5	27	27	32,5	19
10	3/8	10	3/8	A111122/1014	9/16-18	9/16-18	14x1,5	27	27	32,5	19
10	3/8	10	3/8	A111122/1016	9/16-18	9/16-18	16x1,5	28,5	28,5	36,5	22
12	1/2	12	1/2	A111122/1216	3/4-16	3/4-16	16x1,5	31,5	31,5	36,5	22
12	1/2	12	1/2	A111122/1218	3/4-16	3/4-16	18x1,5	31,5	31,5	39,5	24
14÷16	5/8	14÷16	5/8	A111122/1618	7/8-14	7/8-14	18x1,5	36,5	36,5	42	24
14÷16	5/8	14÷16	5/8	A111122/1622	7/8-14	7/8-14	22x1,5	36,5	36,5	43	27
18-20	3/4	18-20	3/4	A111122/2022	1" 1/16-12	1" 1/16-12	22x1,5	42	42	45,5	27
18-20	3/4	18-20	3/4	A111122/2027	1" 1/16-12	1" 1/16-12	27x2	42	42	51,5	32
25	1"	25	1"	A111122/2527	1" 5/16-12	1" 5/16-12	27x2	46	46	55	32
25	1"	25	1"	A111122/2533	1" 5/16-12	1" 5/16-12	33x2	46	46	55	41
30-32	1" 1/4	30-32	1" 1/4	A111122/3242	1" 5/8-12	1" 5/8-12	42x2	52	52	60	50
38	1" 1/2	38	1" 1/2	A111122/3848	1" 7/8-12	1" 7/8-12	48x2	59	59	67	55
12	1/2	14÷16	5/8	SA111122/121618	3/4-16	7/8-14	18x1,5	33,5	36,5	42	24

111122

Terminale orientabile a "T"
JIC cono 37° - Metrico cil.
con O.R. per sedi ISO 6149
Branch (ADJ) tee male
JIC - male Metric
with O.R. ISO 6149 ports

SEDI PAG.30 / PORTS PAG.30

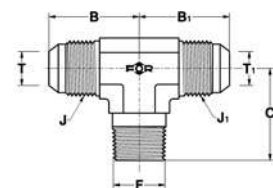


T		T ₁		RIFERIMENTO REFERENCE	J	J ₁	F	B	B ₁	C
MM.	IN.	MM.	IN.		UNF-UN	UNF-UN	NPTF			
6	1/4	6	1/4	A111056/0610	7/16-20	7/16-20	1/8	22,5	22,5	19,5
6	1/4	6	1/4	A111056/0613	7/16-20	7/16-20	1/4	27	27	27,5
8	5/16	8	5/16	A111056/0810	1/2-20	1/2-20	1/8	24	24	19,5
8	5/16	8	5/16	A111056/0813	1/2-20	1/2-20	1/4	27	27	27,5
10	3/8	10	3/8	A111056/1013	9/16-18	9/16-18	1/4	27	27	27,5
10	3/8	10	3/8	A111056/1017	9/16-18	9/16-18	3/8	28,5	28,5	31
10	3/8	10	3/8	A111056/1021	9/16-18	9/16-18	1/2	31	31	37
12	1/2	12	1/2	A111056/1213	3/4-16	3/4-16	1/4	31,5	31,5	31
12	1/2	12	1/2	A111056/1217	3/4-16	3/4-16	3/8	31,5	31,5	31
12	1/2	12	1/2	A111056/1221	3/4-16	3/4-16	1/2	34	34	37
12	1/2	12	1/2	A111056/1226	3/4-16	3/4-16	3/4	37	37	40,5
14÷16	5/8	14÷16	5/8	A111056/1617	7/8-14	7/8-14	3/8	36,5	36,5	32
14÷16	5/8	14÷16	5/8	A111056/1621	7/8-14	7/8-14	1/2	36,5	36,5	37
14÷16	5/8	14÷16	5/8	A111056/1626	7/8-14	7/8-14	3/4	39,5	39,5	40,5
18-20	3/4	18-20	3/4	A111056/2021	1" 1/16-12	1" 1/16-12	1/2	42	42	40,5
18-20	3/4	18-20	3/4	A111056/2026	1" 1/16-12	1" 1/16-12	3/4	42	42	40,5
22	7/8	22	7/8	A111056/2226	1" 3/16-12	1" 3/16-12	3/4	44	44	43
25	1"	25	1"	A111056/2526	1" 5/16-12	1" 5/16-12	3/4	46	46	45
25	1"	25	1"	A111056/2533	1" 5/16-12	1" 5/16-12	1"	46	46	50
30-32	1" 1/4	30-32	1" 1/4	A111056/3233	1" 5/8-12	1" 5/8-12	1"	52	52	59
30-32	1" 1/4	30-32	1" 1/4	A111056/3242	1" 5/8-12	1" 5/8-12	1" 1/4	52	52	60
38	1" 1/2	38	1" 1/2	A111056/3848	1" 7/8-12	1" 7/8-12	1" 1/2	59	59	67
10	3/8	10	3/8	SA111056/101010	9/16-18	9/16-18	1/8	27	27	23,5
38	1" 1/2	38	1" 1/2	SA111056/383842	1" 7/8-12	1" 7/8-12	1" 1/4	59	59	66

111056

Terminale a "T"
JIC cono 37° - NPTF
per sedi SAE 476
Branch tee male
JIC - male NPTF
taper SAE 476 ports

SEDI PAG.35 / PORTS PAG.35



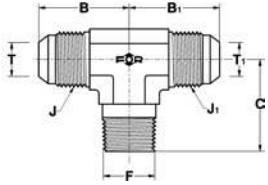
RACCORDI PER TUBI SVASATI - 37°

37° - FLARED TUBE CONNECTORS

111067

Terminale a "T"
JIC cono 37° - GAS conico (BSPT)
per sedi ISO 7
Branch tee male
JIC - male BSPT
taper ISO 7 ports

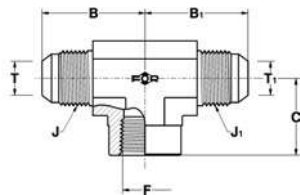
SEDI PAG.35 / PORTS PAG.35



T		T ₁		RIFERIMENTO REFERENCE	J	J ₁	F	B	B ₁	C
MM.	IN.	MM.	IN.		UNF-UN	UNF-UN	GAS CON.BSPT			
6	1/4	6	1/4	A111067/0610	7/16-20	7/16-20	1/8	22.5	22.5	19.5
6	1/4	6	1/4	A111067/0613	7/16-20	7/16-20	1/4	27	27	27.5
8	5/16	8	5/16	A111067/0810	1/2-20	1/2-20	1/8	24	24	19.5
8	5/16	8	5/16	A111067/0813	1/2-20	1/2-20	1/4	27	27	27.5
10	3/8	10	3/8	A111067/1013	9/16-18	9/16-18	1/4	27	27	27.5
10	3/8	10	3/8	A111067/1017	9/16-18	9/16-18	3/8	28.5	28.5	31
10	3/8	10	3/8	A111067/1021	9/16-18	9/16-18	1/2	31	31	37
12	1/2	12	1/2	A111067/1213	3/4-16	3/4-16	1/4	31.5	31.5	31
12	1/2	12	1/2	A111067/1217	3/4-16	3/4-16	3/8	31.5	31.5	31
12	1/2	12	1/2	A111067/1221	3/4-16	3/4-16	1/2	34	34	37
14÷16	5/8	14÷16	5/8	A111067/1617	7/8-14	7/8-14	3/8	36.5	36.5	32
14÷16	5/8	14÷16	5/8	A111067/1621	7/8-14	7/8-14	1/2	36.5	36.5	37
14÷16	5/8	14÷16	5/8	A111067/1626	7/8-14	7/8-14	3/4	39.5	39.5	40.5
18-20	3/4	18-20	3/4	A111067/2021	1" 1/16-12	1" 1/16-12	1/2	42	42	40.5
18-20	3/4	18-20	3/4	A111067/2026	1" 1/16-12	1" 1/16-12	3/4	42	42	40.5
18-20	3/4	18-20	3/4	A111067/2033	1" 1/16-12	1" 1/16-12	1"	45	45	50
22	7/8	22	7/8	A111067/2226	1" 3/16-12	1" 3/16-12	3/4	44	44	43
25	1"	25	1"	A111067/2526	1" 5/16-12	1" 5/16-12	3/4	46	46	44.5
25	1"	25	1"	A111067/2533	1" 5/16-12	1" 5/16-12	1"	46	46	50
30-32	1" 1/4	30-32	1" 1/4	A111067/3233	1" 5/8-12	1" 5/8-12	1"	52	52	59
30-32	1" 1/4	30-32	1" 1/4	A111067/3242	1" 5/8-12	1" 5/8-12	1" 1/4	52	52	60
38	1" 1/2	38	1" 1/2	A111067/3848	1" 7/8-12	1" 7/8-12	1" 1/2	59	59	67
10	3/8	10	3/8	SA111067/101026	9/16-18	9/16-18	3/4	34	34	40.5
25	1"	14÷16	5/8	SA111067/251648	1" 5/16-12	7/8-14	1" 1/2	54.5	50.5	67

111089

Giunzione a "T" maschi
JIC cono 37° - femmina NPTF
Branch tee male
JIC - female NPTF



T		T ₁		RIFERIMENTO REFERENCE	J	J ₁	F	B	B ₁	C
MM.	IN.	MM.	IN.		UNF-UN	UNF-UN	NPTF			
6	1/4	6	1/4	A111089/0610	7/16-20	7/16-20	1/8	27	27	16.5
6	1/4	6	1/4	A111089/0613	7/16-20	7/16-20	1/4	31	31	22.5
8	5/16	8	5/16	A111089/0810	1/2-20	1/2-20	1/8	27	27	16.5
8	5/16	8	5/16	A111089/0813	1/2-20	1/2-20	1/4	31	31	22.5
10	3/8	10	3/8	A111089/1010	9/16-18	9/16-18	1/8	27	27	16.5
10	3/8	10	3/8	A111089/1013	9/16-18	9/16-18	1/4	31	31	22.5
10	3/8	10	3/8	A111089/1017	9/16-18	9/16-18	3/8	33	33	26
12	1/2	12	1/2	A111089/1213	3/4-16	3/4-16	1/4	32	32	22.5
12	1/2	12	1/2	A111089/1217	3/4-16	3/4-16	3/8	36	36	26
12	1/2	12	1/2	A111089/1221	3/4-16	3/4-16	1/2	39	39	31
14÷16	5/8	14÷16	5/8	A111089/1621	7/8-14	7/8-14	1/2	41.5	41.5	31
18-20	3/4	18-20	3/4	A111089/2021	1" 1/16-12	1" 1/16-12	1/2	42	42	31
18-20	3/4	18-20	3/4	A111089/2026	1" 1/16-12	1" 1/16-12	3/4	48	48	34.5
22	7/8	22	7/8	A111089/2226	1" 3/16-12	1" 3/16-12	3/4	47	47	36
25	1"	25	1"	A111089/2533	1" 5/16-12	1" 5/16-12	1"	55	55	41
30-32	1" 1/4	30-32	1" 1/4	A111089/3242	1" 5/8-12	1" 5/8-12	1" 1/4	59	59	43
38	1" 1/2	38	1" 1/2	A111089/3848	1" 7/8-12	1" 7/8-12	1" 1/2	73.5	73.5	52.5
10	3/8	10	3/8	SA111089/1021	9/16-18	9/16-18	1/2	36	36	31

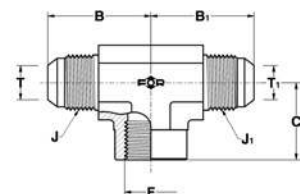
FOR S.P.A. - NORME E DIMENSIONI SOGGETTE A MODIFICHE SENZA PREAVVISO.
FOR S.P.A. - DESIGN DETAILS AND SPECIFICATIONS SUBJECT TO CHANGE WITHOUT PRIOR NOTICE.



T		T ₁		RIFERIMENTO REFERENCE	J	J ₁	F	B	B ₁	C
MM.	IN.	MM.	IN.		UNF-UN	UNF-UN	GAS CIL./JIS			
6	1/4	6	1/4	A111090/0610	7/16-20	7/16-20	1/8	27	27	16.5
6	1/4	6	1/4	A111090/0613	7/16-20	7/16-20	1/4	31	31	22.5
6	1/4	6	1/4	A111090/0617	7/16-20	7/16-20	3/8	33	33	26
8	5/16	8	5/16	A111090/0810	1/2-20	1/2-20	1/8	27	27	16.5
8	5/16	8	5/16	A111090/0813	1/2-20	1/2-20	1/4	31	31	22.5
10	3/8	10	3/8	A111090/1013	9/16-18	9/16-18	1/4	31	31	22.5
10	3/8	10	3/8	A111090/1017	9/16-18	9/16-18	3/8	33	33	26
10	3/8	10	3/8	A111090/1021	9/16-18	9/16-18	1/2	36	36	31
12	1/2	12	1/2	A111090/1213	3/4-16	3/4-16	1/4	32	32	22.5
12	1/2	12	1/2	A111090/1217	3/4-16	3/4-16	3/8	36	36	26
12	1/2	12	1/2	A111090/1221	3/4-16	3/4-16	1/2	39	39	31
14÷16	5/8	14÷16	5/8	A111090/1621	7/8-14	7/8-14	1/2	41.5	41.5	31
18-20	3/4	18-20	3/4	A111090/2021	1" 1/16-12	1" 1/16-12	1/2	42	42	31
18-20	3/4	18-20	3/4	A111090/2026	1" 1/16-12	1" 1/16-12	3/4	48	48	34.5
22	7/8	22	7/8	A111090/2226	1" 3/16-12	1" 3/16-12	3/4	47	47	36
25	1"	25	1"	A111090/2533	1" 5/16-12	1" 5/16-12	1"	55	55	41
30-32	1" 1/4	30-32	1" 1/4	A111090/3233	1" 5/8-12	1" 5/8-12	1"	55	55	41
30-32	1" 1/4	30-32	1" 1/4	A111090/3242	1" 5/8-12	1" 5/8-12	1" 1/4	59	59	43
38	1" 1/2	38	1" 1/2	A111090/3842	1" 7/8-12	1" 7/8-12	1" 1/4	59	59	43
38	1" 1/2	38	1" 1/2	A111090/3848	1" 7/8-12	1" 7/8-12	1" 1/2	73,5	73,5	52,5
10	3/8	10	3/8	SA111090/1010	9/16-18	9/16-18	1/8	27	27	16.5
14÷16	5/8	14÷16	5/8	SA111090/1613	7/8-14	7/8-14	1/4	36.5	36.5	30
14÷16	5/8	14÷16	5/8	SA111090/1617	7/8-14	7/8-14	3/8	36	36	30
14÷16	5/8	14÷16	5/8	SA111090/1621	7/8-14	7/8-14	1/2	41,5	41,5	22
18-20	3/4	18-20	3/4	SA111090/2013	1" 1/16-12	1" 1/16-12	1/4	42	42	30.5

111090

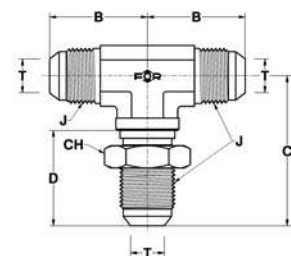
Giunzione a "T" maschi
JIC cono 37° - femmina
GAS cil. (BSPP)
Branch tee male
JIC - female BSPP



T		RIFERIMENTO REFERENCE	J	B	C	D	CH
MM.	IN.		UNF-UN				
6	1/4	A112002/06	7/16-20	24.5	40.5	28,5	17
8	5/16	A112002/08	1/2-20	26	41	28,5	19
10	3/8	A112002/10	9/16-18	27.5	46	30	22
12	1/2	A112002/12	3/4-16	34.5	53.5	35	24
14÷16	5/8	A112002/16	7/8-14	39.5	60.5	38,5	30
18-20	3/4	A112002/20	1" 1/16-12	45	68	42,5	36
22	7/8	A112002/22	1" 3/16-12	47	69	42,5	38
25	1"	A112002/25	1" 5/16-12	49	71	42,5	41
30-32	1" 1/4	A112002/32	1" 5/8-12	55	79	44	50
38	1" 1/2	A112002/38	1" 7/8-12	59	87	44	55

112002

Giunzione a "T" passaparatia
maschi JIC cono 37°
Bulkhead branch tee male JIC

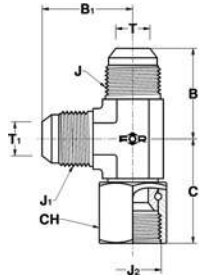


RACCORDI PER TUBI SVASATI - 37°

37° - FLARED TUBE CONNECTORS

113003

Giunzione a "L" maschi
JIC cono 37° - femmina
JIC cono 37°
Swivel nut run tee male
JIC - female JIC



T		T1		RIFERIMENTO REFERENCE	J	J2	J1	B	C	B1	CH
MM.	IN.	MM.	IN.		UNF-UN	UNF-UN	UNF-UN				
6	1/4	6	1/4	A113003/06	7/16-20	7/16-20	7/16-20	22,5	26,5	22,5	14
8	5/16	8	5/16	A113003/08	1/2-20	1/2-20	1/2-20	24	29	24	17
10	3/8	10	3/8	A113003/10	9/16-18	9/16-18	9/16-18	27	32	27	17
12	1/2	12	1/2	A113003/12	3/4-16	3/4-16	3/4-16	31,5	35,5	31,5	22
14÷16	5/8	14÷16	5/8	A113003/16	7/8-14	7/8-14	7/8-14	36,5	42	36,5	27
18-20	3/4	18-20	3/4	A113003/20	1" 1/16-12	1" 1/16-12	1" 1/16-12	42	45,5	42	32
22	7/8	22	7/8	A113003/22	1" 3/16-12	1" 3/16-12	1" 3/16-12	44	46,5	44	36
25	1"	25	1"	A113003/25	1" 5/16-12	1" 5/16-12	1" 5/16-12	46	51,5	46	38
30-32	1" 1/4	30-32	1" 1/4	A113003/32	1" 5/8-12	1" 5/8-12	1" 5/8-12	52	59,5	52	50
38	1" 1/2	38	1" 1/2	A113003/38	1" 7/8-12	1" 7/8-12	1" 7/8-12	59	67	59	57
6	1/4	10	3/8	SA113003/060610	7/16-20	7/16-20	9/16-18	27	29	27	14
6	1/4	6	1/4	SA113003/061006	7/16-20	9/16-18	7/16-20	27	32	27	17
8	5/16	6	1/4	SA113003/080806	1/2-20	1/2-20	7/16-20	24	29	24	17
8	5/16	8	5/16	SA113003/081008	1/2-20	9/16-18	1/2-20	27	32	27	17
10	3/8	6	1/4	SA113003/101006	9/16-18	9/16-18	7/16-20	27	32	27	17
10	3/8	6	1/4	SA113003/101206	9/16-18	3/4-16	7/16-20	29	35,5	29	22
10	3/8	12	1/2	SA113003/101212	9/16-18	3/4-16	3/4-16	29	35,5	31,5	22
10	3/8	18-20	3/4	SA113003/102020	9/16-18	1" 1/16-12	1" 1/16-12	34	45,5	42	32
12	1/2	6	1/4	SA113003/121206	3/4-16	3/4-16	7/16-20	31,5	35,5	29	22
12	1/2	10	3/8	SA113003/121210	3/4-16	3/4-16	9/16-18	31,5	35,5	29	22
12	1/2	25	1"	SA113003/121225	3/4-16	3/4-16	1" 5/16-12	39,5	44,5	46	22
14÷16	5/8	10	3/8	SA113003/161610	7/8-14	7/8-14	9/16-18	36,5	42	31	27
14÷16	5/8	12	1/2	SA113003/161612	7/8-14	7/8-14	3/4-16	36,5	42	34	27
14÷16	5/8	18-20	3/4	SA113003/161620	7/8-14	7/8-14	1" 1/16-12	40	44	42	27
14÷16	5/8	14÷16	5/8	SA113003/162016	7/8-14	1" 1/16-12	7/8-14	39,5	45,5	39,5	32
14÷16	5/8	25	1"	SA113003/162525	7/8-14	1" 5/16-12	1" 5/16-12	42,5	51,5	46	38
18-20	3/4	12	1/2	SA113003/201212	1" 1/16-12	3/4-16	3/4-16	42	41	36,5	22
18-20	3/4	18-20	3/4	SA113003/201620	1" 1/16-12	7/8-14	1" 1/16-12	42	44	42	27
18-20	3/4	6	1/4	SA113003/202006	1" 1/16-12	1" 1/16-12	7/16-20	42	45,5	34	32
18-20	3/4	12	1/2	SA113003/202012	1" 1/16-12	1" 1/16-12	3/4-16	42	45,5	36,5	32
18-20	3/4	14÷16	5/8	SA113003/202016	1" 1/16-12	1" 1/16-12	7/8-14	42	45,5	39,5	32
18-20	3/4	25	1"	SA113003/202025	1" 1/16-12	1" 1/16-12	1" 5/16-12	44,5	49	46	32
18-20	3/4	18-20	3/4	SA113003/202520	1" 1/16-12	1" 5/16-12	1" 1/16-12	45	51,5	45	38
25	1"	10	3/8	SA113003/252510	1" 5/16-12	1" 5/16-12	9/16-18	46	51,5	37	38
25	1"	14÷16	5/8	SA113003/252516	1" 5/16-12	1" 5/16-12	7/8-14	46	51,5	42	38
25	1"	18-20	3/4	SA113003/252520	1" 5/16-12	1" 5/16-12	1" 1/16-12	46	51,5	44,5	38
30-32	1" 1/4	18-20	3/4	SA113003/323220	1" 5/8-12	1" 5/8-12	1" 1/16-12	52	59,5	49,5	50
30-32	1" 1/4	25	1"	SA113003/323225	1" 5/8-12	1" 5/8-12	1" 5/16-12	52	59,5	52	50
30-32	1" 1/4	38	1" 1/2	SA113003/323238	1" 5/8-12	1" 5/8-12	1" 7/8-12	56	61,5	59	50
38	1" 1/2	30-32	1" 1/4	SA113003/383232	1" 7/8-12	1" 5/8-12	1" 5/8-12	59	61,5	56	50
38	1" 1/2	25	1"	SA113003/383825	1" 7/8-12	1" 7/8-12	1" 5/16-12	59	67	54,5	57

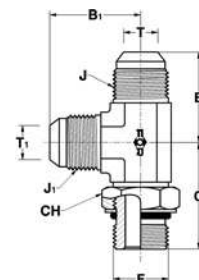


T		T ₁		RIFERIMENTO REFERENCE	J	F	J ₁	B	C	B ₁	CH
MM.	IN.	MM.	IN.		UNF-UN	UNF-UN	UNF-UN				
6	1/4	6	1/4	A113014/0611	7/16-20	7/16-20	7/16-20	22.5	27.5	22.5	14
6	1/4	6	1/4	A113014/0612	7/16-20	1/2-20	7/16-20	24	27.5	24	17
6	1/4	6	1/4	A113014/0614	7/16-20	9/16-18	7/16-20	27	31.5	27	17
8	5/16	8	5/16	A113014/0812	1/2-20	1/2-20	1/2-20	24	27.5	24	17
10	3/8	10	3/8	A113014/1014	9/16-18	9/16-18	9/16-18	27	31.5	27	17
10	3/8	10	3/8	A113014/1019	9/16-18	3/4-16	9/16-18	28.5	36.5	28.5	22
12	1/2	12	1/2	A113014/1219	3/4-16	3/4-16	3/4-16	31.5	36.5	31.5	22
12	1/2	12	1/2	A113014/1222	3/4-16	7/8-14	3/4-16	34	43	34	27
12	1/2	12	1/2	A113014/1227	3/4-16	1" 1/16-12	3/4-16	37	49	37	32
14÷16	5/8	14÷16	5/8	A113014/1619	7/8-14	3/4-16	7/8-14	36.5	39.5	36.5	22
14÷16	5/8	14÷16	5/8	A113014/1622	7/8-14	7/8-14	7/8-14	36.5	43	36.5	27
14÷16	5/8	14÷16	5/8	A113014/1627	7/8-14	1" 1/16-12	7/8-14	39.5	49	39.5	32
18-20	3/4	18-20	3/4	A113014/2019	1" 1/16-12	3/4-16	1" 1/16-12	42	42	42	22
18-20	3/4	18-20	3/4	A113014/2022	1" 1/16-12	7/8-14	1" 1/16-12	42	45.5	42	27
18-20	3/4	18-20	3/4	A113014/2027	1" 1/16-12	1" 1/16-12	1" 1/16-12	42	49	42	32
18-20	3/4	18-20	3/4	A113014/2033	1" 1/16-12	1" 5/16-12	1" 1/16-12	44.5	52	44.5	38
22	7/8	22	7/8	A113014/2230	1" 3/16-12	1" 3/16-12	1" 3/16-12	44	50.5	44	35
25	1"	25	1"	A113014/2527	1" 5/16-12	1" 1/16-12	1" 5/16-12	46	52	46	32
25	1"	25	1"	A113014/2533	1" 5/16-12	1" 5/16-12	1" 5/16-12	46	52	46	38
25	1"	25	1"	A113014/2541	1" 5/16-12	1" 5/8-12	1" 5/16-12	51	57	51	50
30-32	1" 1/4	30-32	1" 1/4	A113014/3241	1" 5/8-12	1" 5/8-12	1" 5/8-12	52	57	52	50
38	1" 1/2	38	1" 1/2	A113014/3848	1" 7/8-12	1" 7/8-12	1" 7/8-12	59	61	59	55
10	3/8	6	1/4	SA113014/101906	9/16-18	3/4-16	7/16-20	28.5	36.5	28.5	22
10	3/8	12	1/2	SA113014/101912	9/16-18	3/4-16	3/4-16	29	36.5	31.5	22
12	1/2	12	1/2	SA113014/121412	3/4-16	9/16-18	3/4-16	31.5	33.5	31.5	17
12	1/2	6	1/4	SA113014/121906	3/4-16	3/4-16	7/16-20	31.5	36.5	29	22
14÷16	5/8	6	1/4	SA113014/162206	7/8-14	7/8-14	7/16-20	36.5	43	31	27
14÷16	5/8	14÷16	5/8	SA113014/163316	7/8-14	1" 5/16-12	7/8-14	42	52	42	38
18-20	3/4	12	1/2	SA113014/202212	1" 1/16-12	7/8-14	3/4-16	42	45.5	36.5	27
18-20	3/4	10	3/8	SA113014/202710	1" 1/16-12	1" 1/16-12	9/16-18	42	49	34	32
25	1"	12	1/2	SA113014/252712	1" 5/16-12	1" 1/16-12	3/4-16	46	52.5	39.5	32

113014

Terminale orientabile a "L"
JIC cono 37° - SAE UNF-UN
per sedi ISO 11926
Run (ADJ) tee male
JIC - male SAE UNF-UN
with O.R. ISO 11926 ports

SEDI PAG.30 / PORTS PAG.30



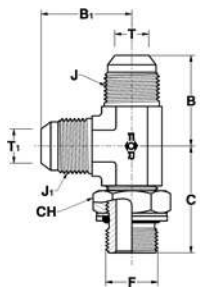
RACCORDI PER TUBI SVASATI - 37°

37° - FLARED TUBE CONNECTORS

113025

Terminale orientabile a "L"
 JIC cono 37° - GAS cil. (BSPP)
 con O.R. e rondella
 per sedi ISO 1179
Run (ADJ) tee male
JIC - male BSPP
with O.R. and retaining ring
ISO 1179 ports

SEDI PAG.32 / PORTS PAG.32



T		T1		RIFERIMENTO REFERENCE	J	F	J1	B	C	B1	CH
MM.	IN.	MM.	IN.		UNF-UN	GAS CIL.BSPP	UNF-UN				
6	1/4	6	1/4	A113025/0610	7/16-20	1/8	7/16-20	22,5	28	22,5	14
6	1/4	6	1/4	A113025/0613	7/16-20	1/4	7/16-20	27	31.5	27	19
6	1/4	6	1/4	A113025/0617	7/16-20	3/8	7/16-20	28.5	36.5	28.5	22
6	1/4	6	1/4	A113025/0621	7/16-20	1/2	7/16-20	31	43	31	27
8	5/16	8	5/16	A113025/0810	1/2-20	1/8	1/2-20	24	27.5	24	14
8	5/16	8	5/16	A113025/0813	1/2-20	1/4	1/2-20	27	31.5	27	19
8	5/16	8	5/16	A113025/0817	1/2-20	3/8	1/2-20	28.5	36.5	28.5	22
10	3/8	10	3/8	A113025/1013	9/16-18	1/4	9/16-18	27	31.5	27	19
10	3/8	10	3/8	A113025/1017	9/16-18	3/8	9/16-18	28.5	36.5	28.5	22
10	3/8	10	3/8	A113025/1021	9/16-18	1/2	9/16-18	31	43	31	27
12	1/2	12	1/2	A113025/1213	3/4-16	1/4	3/4-16	31.5	33.5	31.5	19
12	1/2	12	1/2	A113025/1217	3/4-16	3/8	3/4-16	31.5	36.5	31.5	22
12	1/2	12	1/2	A113025/1221	3/4-16	1/2	3/4-16	34	43	34	27
12	1/2	12	1/2	A113025/1226	3/4-16	3/4	3/4-16	37	49	37	36
14÷16	5/8	14÷16	5/8	A113025/1617	7/8-14	3/8	7/8-14	36.5	39.5	36.5	22
14÷16	5/8	14÷16	5/8	A113025/1621	7/8-14	1/2	7/8-14	36.5	43	36.5	27
14÷16	5/8	14÷16	5/8	A113025/1626	7/8-14	3/4	7/8-14	39.5	49	39.5	36
18-20	3/4	18-20	3/4	A113025/2021	1"1/16-12	1/2	1"1/16-12	42	45.5	42	27
18-20	3/4	18-20	3/4	A113025/2026	1"1/16-12	3/4	1"1/16-12	42	49	42	36
18-20	3/4	18-20	3/4	A113025/2033	1"1/16-12	1"	1"1/16-12	44.5	52	44.5	41
22	7/8	22	7/8	A113025/2226	1"3/16-12	3/4	1"3/16-12	44	50.5	44	36
25	1"	25	1"	A113025/2526	1"5/16-12	3/4	1"5/16-12	46	52	46	36
25	1"	25	1"	A113025/2533	1"5/16-12	1"	1"5/16-12	46	52	46	41
25	1"	25	1"	A113025/2542	1"5/16-12	1"1/4	1"5/16-12	51	57	51	50
30-32	1"1/4	30-32	1"1/4	A113025/3233	1"5/8-12	1"	1"5/8-12	52	57	52	41
30-32	1"1/4	30-32	1"1/4	A113025/3242	1"5/8-12	1"1/4	1"5/8-12	52	57	52	50
38	1"1/2	38	1"1/2	A113025/3842	1"7/8-12	1"1/4	1"7/8-12	59	59.5	59	50
38	1"1/2	38	1"1/2	A113025/3848	1"7/8-12	1"1/2	1"7/8-12	59	61	59	60
6	1/4	10	3/8	SA113025/061310	7/16-20	1/4	9/16-18	27	31.5	27	19
6	1/4	10	3/8	SA113025/062110	7/16-20	1/2	9/16-18	31	43	31	27
8	5/16	8	5/16	SA113025/082108	1/2-20	1/2	1/2-20	31	43	31	27
10	3/8	10	3/8	SA113025/101010	9/16-18	1/8	9/16-18	27	29.5	27	14
10	3/8	12	1/2	SA113025/101712	9/16-18	3/8	3/4-16	29	36.5	31.5	22
10	3/8	6	1/4	SA113025/102106	9/16-18	1/2	7/16-20	31	43	31	27
10	3/8	10	3/8	SA113025/103310	9/16-18	1"	9/16-18	37	52	37	41
14÷16	5/8	14÷16	5/8	SA113025/161316	7/8-14	1/4	7/8-14	36.5	37	36.5	19
14÷16	5/8	18-20	3/4	SA113025/162120	7/8-14	1/2	1"1/16-12	39.5	45.5	42	27
14÷16	5/8	12	1/2	SA113025/162612	7/8-14	3/4	3/4-16	39.5	49	36.5	36
14÷16	5/8	14÷16	5/8	SA113025/163316	7/8-14	1"	7/8-14	42.5	52	42.5	41
14÷16	5/8	18-20	3/4	SA113025/163320	7/8-14	1"	1"1/16-12	42.5	52	44	41
18-20	3/4	22	7/8	SA113025/202622	1"1/16-12	3/4	1"3/16-12	43.5	50.5	44	36
18-20	3/4	18-20	3/4	SA113025/204220	1"1/16-12	1"1/4	1"1/16-12	49.5	57.5	49.5	50
18-20	3/4	38	1"1/2	SA113025/204838	1"1/16-12	1"1/2	1"7/8-12	53.5	61	59	60
22	7/8	14÷16	5/8	SA113025/222616	1"3/16-12	3/4	7/8-14	44	50.5	41	36
25	1"	12	1/2	SA113025/252612	1"5/16-12	3/4	3/4-16	46	52	39.5	36
25	1"	18-20	3/4	SA113025/253320	1"5/16-12	1"	1"1/16-12	46	52	44	41
25	1"	14÷16	5/8	SA113025/254216	1"5/16-12	1"1/4	7/8-14	50.5	57	47	50
38	1"1/2	25	1"	SA113025/384225	1"7/8-12	1"1/4	1"5/16-12	59	59.5	54.5	50
38	1"1/2	25	1"	SA113025/384825	1"7/8-12	1"1/2	1"5/16-12	59	61	54.5	60

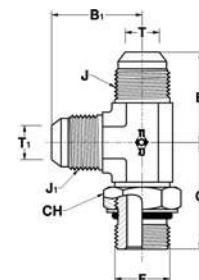
FOR S.P.A. - NORME E DIMENSIONI SOGGETTE A MODIFICHE SENZA PREAVVISO.
 FOR S.P.A. - DESIGN DETAILS AND SPECIFICATIONS SUBJECT TO CHANGE WITHOUT PRIOR NOTICE.



T		T ₁		RIFERIMENTO REFERENCE	J	F	J ₁	B	C	B ₁	CH
MM.	IN.	MM.	IN.		UNF-UN	GAS CIL./JIS	UNF-UN				
6	1/4	6	1/4	A113135/0610	7/16-20	1/8	7/16-20	22,5	28	22,5	14
6	1/4	6	1/4	A113135/0613	7/16-20	1/4	7/16-20	27	31,5	27	19
6	1/4	6	1/4	A113135/0617	7/16-20	3/8	7/16-20	28,5	36,5	28,5	22
6	1/4	6	1/4	A113135/0621	7/16-20	1/2	7/16-20	31	43	31	27
8	5/16	8	5/16	A113135/0810	1/2-20	1/8	1/2-20	24	27,5	24	14
8	5/16	8	5/16	A113135/0813	1/2-20	1/4	1/2-20	27	31,5	27	19
8	5/16	8	5/16	A113135/0817	1/2-20	3/8	1/2-20	28,5	36,5	28,5	22
10	3/8	10	3/8	A113135/1013	9/16-18	1/4	9/16-18	27	31,5	27	19
10	3/8	10	3/8	A113135/1017	9/16-18	3/8	9/16-18	28,5	36,5	28,5	22
10	3/8	10	3/8	A113135/1021	9/16-18	1/2	9/16-18	31	43	31	27
12	1/2	12	1/2	A113135/1213	3/4-16	1/4	3/4-16	31,5	33,5	31,5	19
12	1/2	12	1/2	A113135/1217	3/4-16	3/8	3/4-16	31,5	36,5	31,5	22
12	1/2	12	1/2	A113135/1221	3/4-16	1/2	3/4-16	34	43	34	27
12	1/2	12	1/2	A113135/1226	3/4-16	3/4	3/4-16	37	49	37	36
14÷16	5/8	14÷16	5/8	A113135/1617	7/8-14	3/8	7/8-14	36,5	39,5	36,5	22
14÷16	5/8	14÷16	5/8	A113135/1621	7/8-14	1/2	7/8-14	36,5	43	36,5	27
14÷16	5/8	14÷16	5/8	A113135/1626	7/8-14	3/4	7/8-14	39,5	49	39,5	36
18-20	3/4	18-20	3/4	A113135/2021	1" 1/16-12	1/2	1" 1/16-12	42	45,5	42	27
18-20	3/4	18-20	3/4	A113135/2026	1" 1/16-12	3/4	1" 1/16-12	42	49	42	36
18-20	3/4	18-20	3/4	A113135/2033	1" 1/16-12	1"	1" 1/16-12	44,5	52	44,5	41
22	7/8	22	7/8	A113135/2226	1" 3/16-12	3/4	1" 3/16-12	44	50,5	44	36
25	1"	25	1"	A113135/2526	1" 5/16-12	3/4	1" 5/16-12	46	52	46	36
25	1"	25	1"	A113135/2533	1" 5/16-12	1"	1" 5/16-12	46	52	46	41
25	1"	25	1"	A113135/2542	1" 5/16-12	1" 1/4	1" 5/16-12	51	57	51	50
30-32	1" 1/4	30-32	1" 1/4	A113135/3233	1" 5/8-12	1"	1" 5/8-12	52	57	52	41
30-32	1" 1/4	30-32	1" 1/4	A113135/3242	1" 5/8-12	1" 1/4	1" 5/8-12	52	57	52	50
38	1" 1/2	38	1" 1/2	A113135/3842	1" 7/8-12	1" 1/4	1" 7/8-12	59	59,5	59	50
38	1" 1/2	38	1" 1/2	A113135/3848	1" 7/8-12	1" 1/2	1" 7/8-12	59	61	59	55
6	1/4	10	3/8	A113135/061310	7/16-20	1/4	9/16-18	27	31,5	27	19
6	1/4	10	3/8	A113135/062110	7/16-20	1/2	9/16-18	31	43	31	27
8	5/16	8	5/16	A113135/082108	1/2-20	1/2	1/2-20	31	43	31	27
10	3/8	10	3/8	A113135/101010	9/16-18	1/8	9/16-18	27	29,5	27	14
10	3/8	12	1/2	A113135/101712	9/16-18	3/8	3/4-16	29	36,5	31,5	22
10	3/8	6	1/4	A113135/102106	9/16-18	1/2	7/16-20	31	43	31	27
10	3/8	10	3/8	A113135/103310	9/16-18	1"	9/16-18	37	52	37	41
14÷16	5/8	14÷16	5/8	A113135/161316	7/8-14	1/4	7/8-14	36,5	37	36,5	19
14÷16	5/8	18-20	3/4	A113135/162120	7/8-14	1/2	1" 1/16-12	39,5	45,5	42	27
14÷16	5/8	12	1/2	A113135/162612	7/8-14	3/4	3/4-16	39,5	49	36,5	36
14÷16	5/8	14÷16	5/8	A113135/163316	7/8-14	1"	7/8-14	42,5	52	42,5	41
14÷16	5/8	18-20	3/4	A113135/163320	7/8-14	1"	1" 1/16-12	42,5	52	44	41
18-20	3/4	22	7/8	A113135/202622	1" 1/16-12	3/4	1" 3/16-12	43,5	50,5	44	36
18-20	3/4	18-20	3/4	A113135/204220	1" 1/16-12	1" 1/4	1" 1/16-12	49,5	57,5	49,5	50
18-20	3/4	38	1" 1/2	A113135/204838	1" 1/16-12	1" 1/2	1" 7/8-12	53,5	61	59	55
22	7/8	14÷16	5/8	A113135/222616	1" 3/16-12	3/4	7/8-14	44	50,5	41	36
25	1"	12	1/2	A113135/252612	1" 5/16-12	3/4	3/4-16	46	52	39,5	36
25	1"	18-20	3/4	A113135/253320	1" 5/16-12	1"	1" 1/16-12	46	52	44	41
25	1"	14÷16	5/8	A113135/254216	1" 5/16-12	1" 1/4	7/8-14	50,5	57	47	50
38	1" 1/2	25	1"	A113135/384225	1" 7/8-12	1" 1/4	1" 5/16-12	59	59,5	54,5	50
38	1" 1/2	25	1"	A113135/384825	1" 7/8-12	1" 1/2	1" 5/16-12	59	61	54,5	55

113135

Terminale orientabile ad "L"
JIC cono 37° - GAS cil. (JIS)
con O.R. per sedi JIS 2351
Run (ADJ) tee male
JIC - male JIS
with O.R. JIS 2351 ports
SEDI PAG.31 / PORTS PAG.31



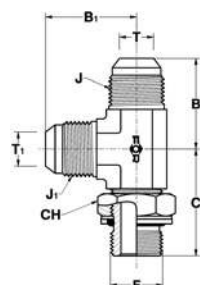
RACCORDI PER TUBI SVASATI - 37°

37° - FLARED TUBE CONNECTORS

113036

Terminale orientabile a "L"
 JIC cono 37° - Metrico cil.
 con O.R. e rondella
 per sedi ISO 9974
 Run (AD) tee male
 JIC - male Metric
 with O.R. and retaining ring
 ISO 9974 ports

SEDI PAG.32 / PORTS PAG.32



T		T ₁		RIFERIMENTO REFERENCE	J	F	J ₁	B	C	B ₁	CH
MM.	IN.	MM.	IN.		UNF-UN	METRICO METRIC	UNF-UN				
6	1/4	6	1/4	A113036/0610	7/16-20	10x1	7/16-20	22,5	27,5	22,5	14
6	1/4	6	1/4	A113036/0612	7/16-20	12x1,5	7/16-20	27	31,5	27	17
8	5/16	8	5/16	A113036/0810	1/2-20	10x1	1/2-20	24	27,5	24	14
8	5/16	8	5/16	A113036/0812	1/2-20	12x1,5	1/2-20	27	31,5	27	17
8	5/16	8	5/16	A113036/0814	1/2-20	14x1,5	1/2-20	27	32,5	27	19
10	3/8	10	3/8	A113036/1014	9/16-18	14x1,5	9/16-18	27	32,5	27	19
10	3/8	10	3/8	A113036/1016	9/16-18	16x1,5	9/16-18	28,5	36,5	28,5	22
12	1/2	12	1/2	A113036/1216	3/4-16	16x1,5	3/4-16	31,5	36,5	31,5	22
12	1/2	12	1/2	A113036/1218	3/4-16	18x1,5	3/4-16	31,5	39,5	31,5	24
14÷16	5/8	14÷16	5/8	A113036/1618	7/8-14	18x1,5	7/8-14	36,5	41,5	36,5	24
14÷16	5/8	14÷16	5/8	A113036/1620	7/8-14	20x1,5	7/8-14	36,5	43	36,5	27
14÷16	5/8	14÷16	5/8	A113036/1622	7/8-14	22x1,5	7/8-14	36,5	43	36,5	27
18-20	3/4	18-20	3/4	A113036/2022	1" 1/16-12	22x1,5	1" 1/16-12	42	45,5	42	27
18-20	3/4	18-20	3/4	A113036/2027	1" 1/16-12	27x2	1" 1/16-12	42	51,5	42	32
22	7/8	22	7/8	A113036/2226	1" 3/16-12	26x1,5	1" 3/16-12	44	50,5	44	36
25	1"	25	1"	A113036/2527	1" 5/16-12	27x2	1" 5/16-12	46	55	46	32
25	1"	25	1"	A113036/2533	1" 5/16-12	33x2	1" 5/16-12	46	55	46	41
30-32	1" 1/4	30-32	1" 1/4	A113036/3242	1" 5/8-12	42x2	1" 5/8-12	52	60	52	50
38	1" 1/2	38	1" 1/2	A113036/3848	1" 7/8-12	48x2	1" 7/8-12	59	67	59	55
6	1/4	6	1/4	SA113036/061406	7/16-20	14x1,5	7/16-20	27	32,5	27	19
6	1/4	12	1/2	SA113036/061812	7/16-20	18x1,5	3/4-16	29	39,5	31,5	24
8	5/16	12	1/2	SA113036/081812	1/2-20	18x1,5	3/4-16	29	39,5	31,5	24
10	3/8	10	3/8	SA113036/101810	9/16-18	18x1,5	9/16-18	29	39,5	29	24
10	3/8	14÷16	5/8	SA113036/102216	9/16-18	22x1,5	7/8-14	31,50	43	36,5	27
10	3/8	18-20	3/4	SA113036/102220	9/16-18	22x1,5	1" 1/16-12	34	45,5	42	27
12	1/2	8	5/16	SA113036/121808	3/4-16	18x1,5	1/2-20	31,5	39,5	29	24
12	1/2	14÷16	5/8	SA113036/121816	3/4-16	18x1,5	7/8-14	33,5	41,5	36,5	24
14÷16	5/8	12	1/2	SA113036/161812	7/8-14	18x1,5	3/4-16	36,5	41,5	33,5	24
14÷16	5/8	14÷16	5/8	SA113036/162616	7/8-14	26x1,5	7/8-14	39,5	49	39,5	36
18-20	3/4	18-20	3/4	SA113036/201820	1" 1/16-12	18x1,5	1" 1/16-12	42	47	42	24
18-20	3/4	25	1"	SA113036/202625	1" 1/16-12	26x1,5	1" 5/16-12	45	52,5	44	36
25	1"	12	1/2	SA113036/251812	1" 5/16-12	18x1,5	3/4-16	46	47	39,5	24

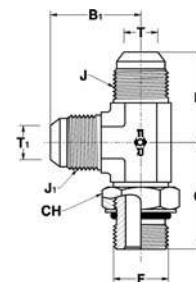


T		T ₁		RIFERIMENTO REFERENCE	J	F	J ₁	B	C	B ₁	CH
MM.	IN.	MM.	IN.								
6	1/4	6	1/4	A113113/0610	7/16-20	10x1	7/16-20	22,5	27,5	22,5	14
6	1/4	6	1/4	A113113/0612	7/16-20	12x1,5	7/16-20	27	31,5	27	17
8	5/16	8	5/16	A113113/0810	1/2-20	10x1	1/2-20	24	27,5	24	14
8	5/16	8	5/16	A113113/0812	1/2-20	12x1,5	1/2-20	27	31,5	27	17
8	5/16	8	5/16	A113113/0814	1/2-20	14x1,5	1/2-20	27	32,5	27	19
10	3/8	10	3/8	A113113/1014	9/16-18	14x1,5	9/16-18	27	32,5	27	19
10	3/8	10	3/8	A113113/1016	9/16-18	16x1,5	9/16-18	28,5	36,5	28,5	22
12	1/2	12	1/2	A113113/1216	3/4-16	16x1,5	3/4-16	31,5	36,5	31,5	22
12	1/2	12	1/2	A113113/1218	3/4-16	18x1,5	3/4-16	31,5	39,5	31,5	24
14÷16	5/8	14÷16	5/8	A113113/1618	7/8-14	18x1,5	7/8-14	36,5	41,5	36,5	24
14÷16	5/8	14÷16	5/8	A113113/1622	7/8-14	22x1,5	7/8-14	36,5	43	36,5	27
18-20	3/4	18-20	3/4	A113113/2022	1" 1/16-12	22x1,5	1" 1/16-12	42	45,5	42	27
18-20	3/4	18-20	3/4	A113113/2027	1" 1/16-12	27x2	1" 1/16-12	42	51,5	42	32
25	1"	25	1"	A113113/2527	1" 5/16-12	27x2	1" 5/16-12	46	55	46	32
25	1"	25	1"	A113113/2533	1" 5/16-12	33x2	1" 5/16-12	46	55	46	41
30-32	1" 1/4	30-32	1" 1/4	A113113/3242	1" 5/8-12	42x2	1" 5/8-12	52	60	52	50
38	1" 1/2	38	1" 1/2	A113113/3848	1" 7/8-12	48x2	1" 7/8-12	59	67	59	55
12	1/2	14÷16	5/8	SA113113/121816	3/4-16	18x1,5	7/8-14	33,5	41,5	36,5	24
14÷16	5/8	12	1/2	SA113113/161812	7/8-14	18x1,5	3/4-16	36,5	41,5	33,5	24
25	1"	12	1/2	SA113113/251812	1" 5/16-12	18x1,5	3/4-16	46	47	39,5	24

113113

Terminale orientabile ad "L"
JIC cono 37° - Metrico cil. con O.R.
per sedi ISO 6149
Run (ADJ) tee male
JIC - male Metric
with O.R. ISO 6149

SEDI PAG.30 / PORTS PAG.30



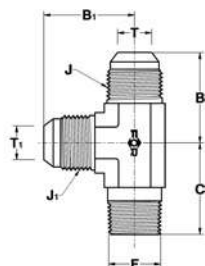
RACCORDI PER TUBI SVASATI - 37°

37° - FLARED TUBE CONNECTORS

113047

Terminale a "L"
 JIC cono 37° - NPTF
 per sedi SAE 476
Run tee male
 JIC - male NPTF
 taper SAE 476 ports

SEDI PAG.35 / PORTS PAG.35



T		T ₁		RIFERIMENTO REFERENCE	J	F	J ₁	B	C	B ₁
MM.	IN.	MM.	IN.		UNF-UN	NPTF	UNF-UN			
6	1/4	6	1/4	A113047/0610	7/16-20	1/8	7/16-20	22.5	19.5	22.5
6	1/4	6	1/4	A113047/0613	7/16-20	1/4	7/16-20	27	27.5	27
8	5/16	8	5/16	A113047/0810	1/2-20	1/8	1/2-20	24	19.5	24
8	5/16	8	5/16	A113047/0813	1/2-20	1/4	1/2-20	27	27.5	27
10	3/8	10	3/8	A113047/1010	9/16-18	1/8	9/16-18	27	23.5	27
10	3/8	10	3/8	A113047/1013	9/16-18	1/4	9/16-18	27	27.5	27
10	3/8	10	3/8	A113047/1017	9/16-18	3/8	9/16-18	28.5	31	28.5
10	3/8	10	3/8	A113047/1021	9/16-18	1/2	9/16-18	31	37	31
12	1/2	12	1/2	A113047/1213	3/4-16	1/4	3/4-16	31.5	31	31.5
12	1/2	12	1/2	A113047/1217	3/4-16	3/8	3/4-16	31.5	31	31.5
12	1/2	12	1/2	A113047/1221	3/4-16	1/2	3/4-16	34	37	34
12	1/2	12	1/2	A113047/1226	3/4-16	3/4	3/4-16	37	40.5	37
14÷16	5/8	14÷16	5/8	A113047/1617	7/8-14	3/8	7/8-14	36.5	32	36.5
14÷16	5/8	14÷16	5/8	A113047/1621	7/8-14	1/2	7/8-14	36.5	37	36.5
14÷16	5/8	14÷16	5/8	A113047/1626	7/8-14	3/4	7/8-14	39.5	40.5	39.5
18-20	3/4	18-20	3/4	A113047/2021	1" 1/16-12	1/2	1" 1/16-12	42	40.5	42
18-20	3/4	18-20	3/4	A113047/2026	1" 1/16-12	3/4	1" 1/16-12	42	40.5	42
22	7/8	22	7/8	A113047/2226	1" 3/16-12	3/4	1" 3/16-12	44	43	44
25	1"	25	1"	A113047/2526	1" 5/16-12	3/4	1" 5/16-12	46	45	46
25	1"	25	1"	A113047/2533	1" 5/16-12	1"	1" 5/16-12	46	50	46
30-32	1" 1/4	30-32	1" 1/4	A113047/3233	1" 5/8-12	1"	1" 5/8-12	52	59	52
30-32	1" 1/4	30-32	1" 1/4	A113047/3242	1" 5/8-12	1" 1/4	1" 5/8-12	52	60	52
38	1" 1/2	38	1" 1/2	A113047/3848	1" 7/8-12	1" 1/2	1" 7/8-12	59	67	59
25	1"	25	1"	SA113047/254225	1" 5/16-12	1" 1/4	1" 5/16-12	50.5	60	50.5

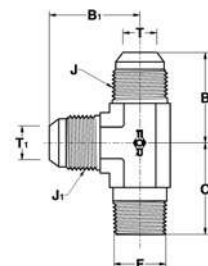


T		T ₁		RIFERIMENTO REFERENCE	J	F	J ₁	B	C	B ₁
MM.	IN.	MM.	IN.		UNF-UN	GAS CON. BSPT	UNF-UN			
6	1/4	6	1/4	A113058/0610	7/16-20	1/8	7/16-20	22,5	20,5	22,5
6	1/4	6	1/4	A113058/0613	7/16-20	1/4	7/16-20	27	27,5	27
8	5/16	8	5/16	A113058/0810	1/2-20	1/8	1/2-20	24	19,5	24
8	5/16	8	5/16	A113058/0813	1/2-20	1/4	1/2-20	27	27,5	27
10	3/8	10	3/8	A113058/1013	9/16-18	1/4	9/16-18	27	27,5	27
10	3/8	10	3/8	A113058/1017	9/16-18	3/8	9/16-18	28,5	31	28,5
10	3/8	10	3/8	A113058/1021	9/16-18	1/2	9/16-18	31	37	31
12	1/2	12	1/2	A113058/1213	3/4-16	1/4	3/4-16	31,5	31	31,5
12	1/2	12	1/2	A113058/1217	3/4-16	3/8	3/4-16	31,5	31	31,5
12	1/2	12	1/2	A113058/1221	3/4-16	1/2	3/4-16	34	37	34
14÷16	5/8	14÷16	5/8	A113058/1617	7/8-14	3/8	7/8-14	36,5	32	36,5
14÷16	5/8	14÷16	5/8	A113058/1621	7/8-14	1/2	7/8-14	36,5	37	36,5
14÷16	5/8	14÷16	5/8	A113058/1626	7/8-14	3/4	7/8-14	39,5	40,5	39,5
18-20	3/4	18-20	3/4	A113058/2021	1" 1/16-12	1/2	1" 1/16-12	42	40,5	42
18-20	3/4	18-20	3/4	A113058/2026	1" 1/16-12	3/4	1" 1/16-12	42	40,5	42
18-20	3/4	18-20	3/4	A113058/2033	1" 1/16-12	1"	1" 1/16-12	45	50	45
22	7/8	22	7/8	A113058/2226	1" 3/16-12	3/4	1" 3/16-12	44	43	44
25	1"	25	1"	A113058/2526	1" 5/16-12	3/4	1" 5/16-12	46	44,5	46
25	1"	25	1"	A113058/2533	1" 5/16-12	1"	1" 5/16-12	46	50	46
30-32	1" 1/4	30-32	1" 1/4	A113058/3233	1" 5/8-12	1"	1" 5/8-12	52	59	52
30-32	1" 1/4	30-32	1" 1/4	A113058/3242	1" 5/8-12	1" 1/4	1" 5/8-12	52	60	52
38	1" 1/2	38	1" 1/2	A113058/3848	1" 7/8-12	1" 1/2	1" 7/8-12	59	67	59

113058

Terminale a "L"
JIC cono 37° - GAS conico (BSPT)
per sedi ISO 7
Run tee male
JIC - male BSPT
taper ISO 7 ports

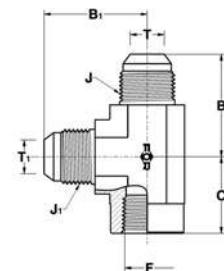
SEDI PAG.35 / PORTS PAG.35



T		T ₁		RIFERIMENTO REFERENCE	J	F	J ₁	B	C	B ₁
MM.	IN.	MM.	IN.		UNF-UN	NPTF	UNF-UN			
6	1/4	6	1/4	A113070/0610	7/16-20	1/8	7/16-20	27	16,5	27
6	1/4	6	1/4	A113070/0613	7/16-20	1/4	7/16-20	31	22,5	31
8	5/16	8	5/16	A113070/0810	1/2-20	1/8	1/2-20	27	16,5	27
8	5/16	8	5/16	A113070/0813	1/2-20	1/4	1/2-20	31	22,5	31
10	3/8	10	3/8	A113070/1010	9/16-18	1/8	9/16-18	27	16,5	27
10	3/8	10	3/8	A113070/1013	9/16-18	1/4	9/16-18	31	22,5	31
10	3/8	10	3/8	A113070/1017	9/16-18	3/8	9/16-18	33	26	33
12	1/2	12	1/2	A113070/1213	3/4-16	1/4	3/4-16	32	22,5	32
12	1/2	12	1/2	A113070/1217	3/4-16	3/8	3/4-16	36	26	36
12	1/2	12	1/2	A113070/1221	3/4-16	1/2	3/4-16	39	31	39
14÷16	5/8	14÷16	5/8	A113070/1621	7/8-14	1/2	7/8-14	41,5	31	41,5
18-20	3/4	18-20	3/4	A113070/2021	1" 1/16-12	1/2	1" 1/16-12	42	31	42
18-20	3/4	18-20	3/4	A113070/2026	1" 1/16-12	3/4	1" 1/16-12	48	34,5	48
22	7/8	22	7/8	A113070/2226	1" 3/16-12	3/4	1" 3/16-12	47	36	47
25	1"	25	1"	A113070/2533	1" 5/16-12	1"	1" 5/16-12	55	41	55
30-32	1" 1/4	30-32	1" 1/4	A113070/3242	1" 5/8-12	1" 1/4	1" 5/8-12	59	43	59
38	1" 1/2	38	1" 1/2	A113070/3848	1" 7/8-12	1" 1/2	1" 7/8-12	73,5	52,5	73,5

113070

Giunzione a "L" maschi
JIC cono 37° - femmina NPTF
Run tee male
JIC - female NPTF

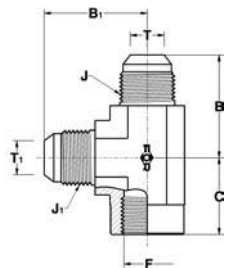


RACCORDI PER TUBI SVASATI - 37°

37° - FLARED TUBE CONNECTORS

113081

Giunzione a "L" maschi
 JIC cono 37° - femmina
 GAS cil. (BSPP)
 Run tee male
 JIC - female BSPP



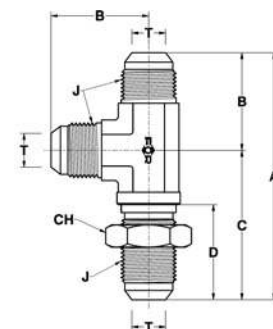
T		T ₁		RIFERIMENTO REFERENCE	J	F	J ₁	B	C	B ₁
MM.	IN.	MM.	IN.		UNF-UN	GAS CIL.JIS	UNF-UN			
6	1/4	6	1/4	A113081/0610	7/16-20	1/8	7/16-20	27	16.5	27
6	1/4	6	1/4	A113081/0613	7/16-20	1/4	7/16-20	31	22.5	31
6	1/4	6	1/4	A113081/0617	7/16-20	3/8	7/16-20	33	26	33
8	5/16	8	5/16	A113081/0810	1/2-20	1/8	1/2-20	27	16.5	27
8	5/16	8	5/16	A113081/0813	1/2-20	1/4	1/2-20	31	22.5	31
10	3/8	10	3/8	A113081/1013	9/16-18	1/4	9/16-18	31	22.5	31
10	3/8	10	3/8	A113081/1017	9/16-18	3/8	9/16-18	33	26	33
10	3/8	10	3/8	A113081/1021	9/16-18	1/2	9/16-18	36	31	36
12	1/2	12	1/2	A113081/1213	3/4-16	1/4	3/4-16	32	22.5	32
12	1/2	12	1/2	A113081/1217	3/4-16	3/8	3/4-16	36	26	36
12	1/2	12	1/2	A113081/1221	3/4-16	1/2	3/4-16	39	31	39
14÷16	5/8	14÷16	5/8	A113081/1621	7/8-14	1/2	7/8-14	41.5	31	41.5
18-20	3/4	18-20	3/4	A113081/2021	1" 1/16-12	1/2	1" 1/16-12	42	31	42
18-20	3/4	18-20	3/4	A113081/2026	1" 1/16-12	3/4	1" 1/16-12	48	34.5	48
22	7/8	22	7/8	A113081/2226	1" 3/16-12	3/4	1" 3/16-12	47	36	47
25	1"	25	1"	A113081/2533	1" 5/16-12	1"	1" 5/16-12	55	41	55
30-32	1" 1/4	30-32	1" 1/4	A113081/3233	1" 5/8-12	1"	1" 5/8-12	55	41	55
30-32	1" 1/4	30-32	1" 1/4	A113081/3242	1" 5/8-12	1" 1/4	1" 5/8-12	59	43	59
38	1" 1/2	38	1" 1/2	A113081/3842	1" 7/8-12	1" 1/4	1" 7/8-12	59	43	59
38	1" 1/2	38	1" 1/2	A113081/3848	1" 7/8-12	1" 1/2	1" 7/8-12	73,5	52,5	73,5



T		RIFERIMENTO REFERENCE	J	B	C	D	A	CH
MM.	IN.		UNF-UN					
6	1/4	A114004/06	7/16-20	24.5	40.5	28,5	65	17
8	5/16	A114004/08	1/2-20	26	41	28,5	67	19
10	3/8	A114004/10	9/16-18	27.5	46	30	73.5	22
12	1/2	A114004/12	3/4-16	34.5	53.5	35	88	24
14÷16	5/8	A114004/16	7/8-14	39.5	60.5	38,5	100	30
18-20	3/4	A114004/20	1" 1/16-12	45	68	42,5	113	36
22	7/8	A114004/22	1" 3/16-12	47	69	42,5	116	38
25	1"	A114004/25	1" 5/16-12	49	71	42,5	120	41
30-32	1" 1/4	A114004/32	1" 5/8-12	55	79	44	134	50
38	1" 1/2	A114004/38	1" 7/8-12	59	87	44	146	55

114004

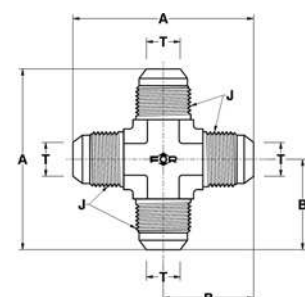
Giunzione a "L" passaparatia
maschi JIC cono 37°
Bulkhead run tee male JIC



T		RIFERIMENTO REFERENCE	J	B	A
MM.	IN.		UNF-UN		
6	1/4	A115005/06	7/16-20	22,5	45
8	5/16	A115005/08	1/2-20	24	48
10	3/8	A115005/10	9/16-18	27	54
12	1/2	A115005/12	3/4-16	31.5	63
14÷16	5/8	A115005/16	7/8-14	36.5	73
18-20	3/4	A115005/20	1" 1/16-12	42	84
22	7/8	A115005/22	1" 3/16-12	44	88
25	1"	A115005/25	1" 5/16-12	46	92
30-32	1" 1/4	A115005/32	1" 5/8-12	52	104
38	1" 1/2	A115005/38	1" 7/8-12	59	118

115005

Giunzione a croce maschi
JIC cono 37°
Union cross male JIC



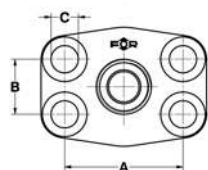
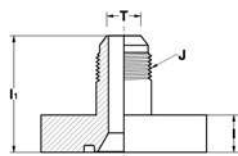
RACCORDI PER TUBI SVASATI - 37°

37° - FLARED TUBE CONNECTORS

402008

Flangia diritta maschio
JIC cono 37° - SAE 3000 PSI
Straight male
JIC - SAE 3000 PSI flange

SEDI PAG.40 / PORTS PAG.40

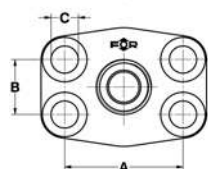
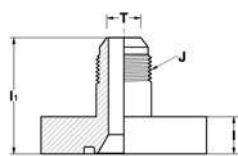


DN	T	RIFERIMENTO REFERENCE		J	I ₁	A	B	C	I
		SIZE	MM.						
1/2	12	1/2	A402008/1212	3/4-16	41	38,10	17,48	9	14
1/2	14÷16	5/8	A402008/1216	7/8-14	44	38,10	17,48	9	14
1/2	18-20	3/4	A402008/1220	1"1/16-12	46	38,10	17,48	9	14
3/4	14÷16	5/8	A402008/1916	7/8-14	47	47,63	22,23	11	15
3/4	18-20	3/4	A402008/1920	1"1/16-12	49	47,63	22,23	11	15
3/4	25	1"	A402008/1925	1"5/16-12	50	47,63	22,23	11	15
1"	18-20	3/4	A402008/2520	1"1/16-12	51	52,37	26,19	11	17
1"	25	1"	A402008/2525	1"5/16-12	52	52,37	26,19	11	17
1"	30-32	1"1/4	A402008/2532	1"5/8-12	54	52,37	26,19	11	17
1"1/4	25	1"	A402008/3225	1"5/16-12	56	58,72	30,18	11,5	21
1"1/4	30-32	1"1/4	A402008/3232	1"5/8-12	58	58,72	30,18	11,5	21
1"1/4	38	1"1/2	A402008/3238	1"7/8-12	61	58,72	30,18	11,5	21
1"1/2	30-32	1"1/4	A402008/3832	1"5/8-12	64	69,85	35,71	13,5	24
1"1/2	38	1"1/2	A402008/3838	1"7/8-12	67	69,85	35,71	13,5	24
1"1/2	25	1"	SA402008/3825	1"5/16-12	62,5	69,85	35,71	13,5	24

402503

Flangia diritta maschio
JIC cono 37° - SAE 6000 PSI
Straight male
JIC - SAE 6000 PSI flange

SEDI PAG.40 / PORTS PAG.40



DN	T	RIFERIMENTO REFERENCE		J	I ₁	A	B	C	I
		SIZE	MM.						
1/2	12	1/2	A402503/1212	3/4-16	42	40,49	18,24	9	15
1/2	14÷16	5/8	A402503/1216	7/8-14	45	40,49	18,24	9	15
1/2	18-20	3/4	A402503/1220	1"1/16-12	47	40,49	18,24	9	15
3/4	14÷16	5/8	A402503/1916	7/8-14	49	50,80	23,80	11	17
3/4	18-20	3/4	A402503/1920	1"1/16-12	51	50,80	23,80	11	17
3/4	25	1"	A402503/1925	1"5/16-12	52	50,80	23,80	11	17
1"	18-20	3/4	A402503/2520	1"1/16-12	58	57,15	27,76	13	21
1"	25	1"	A402503/2525	1"5/16-12	59	57,15	27,76	13	21
1"	30-32	1"1/4	A402503/2532	1"5/8-12	61	57,15	27,76	13	21
1"1/4	25	1"	A402503/3225	1"5/16-12	64	66,68	31,75	15	24
1"1/4	30-32	1"1/4	A402503/3232	1"5/8-12	66	66,68	31,75	15	24
1"1/4	38	1"1/2	A402503/3238	1"7/8-12	69	66,68	31,75	15	24
1"1/2	30-32	1"1/4	A402503/3832	1"5/8-12	70	79,38	36,50	17	27
1"1/2	38	1"1/2	A402503/3838	1"7/8-12	73	79,38	36,50	17	27
1/2	10	3/8	SA402503/1210	9/16-18	39,5	40,49	18,24	9	15
3/4	30-32	1"1/4	SA402503/1932	1"5/8-12	54	50,80	23,80	11	17
1"1/2	25	1"	SA402503/3825	1"5/16-12	70	79,38	36,50	17	27



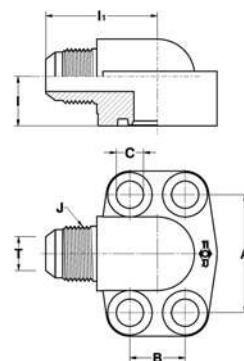
DN T			RIFERIMENTO REFERENCE	J	I ₁	I	A	B	C
SIZE	MM.	IN.							
1/2	12	1/2	A407035/1212	UNF-UN 3/4-16	40	17	38,10	17,48	9
1/2	14÷16	5/8	A407035/1216	7/8-14	42	17	38,10	17,48	9
1/2	18-20	3/4	A407035/1220	1"1/16-12	43	20	38,10	17,48	9
3/4	14÷16	5/8	A407035/1916	7/8-14	45	20	47,63	22,23	11
3/4	18-20	3/4	A407035/1920	1"1/16-12	47	20	47,63	22,23	11
3/4	25	1"	A407035/1925	1"5/16-12	48	25	47,63	22,23	11
1"	18-20	3/4	A407035/2520	1"1/16-12	50	20	52,37	26,19	11
1"	25	1"	A407035/2525	1"5/16-12	51	25	52,37	26,19	11
1"	30-32	1"1/4	A407035/2532	1"5/8-12	53	31	52,37	26,19	11
1"1/4	25	1"	A407035/3225	1"5/16-12	56	25	58,72	30,18	11,5
1"1/4	30-32	1"1/4	A407035/3232	1"5/8-12	58	31	58,72	30,18	11,5
1"1/4	38	1"1/2	A407035/3238	1"7/8-12	61	37	58,72	30,18	11,5
1"1/2	30-32	1"1/4	A407035/3832	1"5/8-12	63	31	69,85	35,71	13,5
1"1/2	38	1"1/2	A407035/3838	1"7/8-12	66	37	69,85	35,71	13,5
1"	12	1/2	SA407035/2512	3/4-16	46	20	52,37	26,19	11

407035

Flangia 90° maschio
JIC cono 37° - SAE 3000 PSI
90° male

JIC - SAE 3000 PSI flange

SEDI PAG.40 / PORTS PAG.40



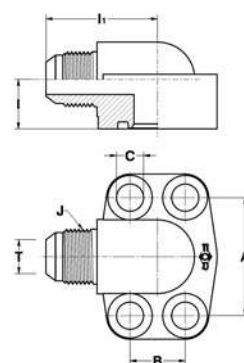
DN T			RIFERIMENTO REFERENCE	J	I ₁	I	A	B	C
SIZE	MM.	IN.							
1/2	12	1/2	A407530/1212	UNF-UN 3/4-16	40	17	40,49	18,24	9
1/2	14÷16	5/8	A407530/1216	7/8-14	42	17	40,49	18,24	9
1/2	18-20	3/4	A407530/1220	1"1/16-12	43	20	40,49	18,24	9
3/4	14÷16	5/8	A407530/1916	7/8-14	49	20	50,80	23,80	11
3/4	18-20	3/4	A407530/1920	1"1/16-12	51	20	50,80	23,80	11
3/4	25	1"	A407530/1925	1"5/16-12	52	25	50,80	23,80	11
1"	18-20	3/4	A407530/2520	1"1/16-12	55	25	57,15	27,76	13
1"	25	1"	A407530/2525	1"5/16-12	56	25	57,15	27,76	13
1"	30-32	1"1/4	A407530/2532	1"5/8-12	58	31	57,15	27,76	13
1"1/4	25	1"	A407530/3225	1"5/16-12	56	31	66,68	31,75	15
1"1/4	30-32	1"1/4	A407530/3232	1"5/8-12	63	31	66,68	31,75	15
1"1/4	38	1"1/2	A407530/3238	1"7/8-12	63	37	66,68	31,75	15
1"1/2	30-32	1"1/4	A407530/3832	1"5/8-12	67	37	79,38	36,50	17
1"1/2	38	1"1/2	A407530/3838	1"7/8-12	70	37	79,38	36,50	17
3/4	22	7/8	SA407530/1922	1"3/16-12	52	25	50,80	23,80	11
1"	12	1/2	SA407530/2512	3/4-16	56	25	57,15	27,76	13
1"	38	1"1/2	SA407530/2538	1"7/8-12	61	37	57,15	27,76	13

407530

Flangia 90° maschio
JIC cono 37° - SAE 6000 PSI
90° male

JIC - SAE 6000 PSI flange

SEDI PAG.40 / PORTS PAG.40



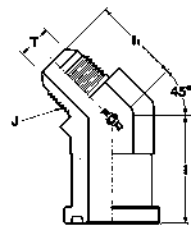
RACCORDI PER TUBI SVASATI - 37°

37° - FLARED TUBE CONNECTORS

405001

Flangia 45° orientabile maschio
 JIC cono 37° - SAE 3000 PSI
 45° (ADJ) male
 JIC - SAE 3000 PSI flange

SEDI PAG.40 / PORTS PAG.40

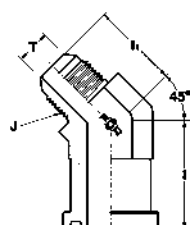


DN T			RIFERIMENTO REFERENCE	J	I ₁	I	A	B
SIZE	MM.	IN.		UNF-UN				
1/2	12	1/2	A405001/1212	3/4-16	26	37	38,10	17,48
1/2	14÷16	5/8	A405001/1216	7/8-14	28	37	38,10	17,48
3/4	14÷16	5/8	A405001/1916	7/8-14	33	42	47,63	22,23
3/4	18-20	3/4	A405001/1920	1"1/16-12	34	42	47,63	22,23
3/4	25	1"	A405001/1925	1"5/16-12	35	42	47,63	22,23
1"	18-20	3/4	A405001/2520	1"1/16-12	36	42	52,37	26,19
1"	25	1"	A405001/2525	1"5/16-12	37	42	52,37	26,19
1"	30-32	1"1/4	A405001/2532	1"5/8-12	39	42	52,37	26,19
1"1/4	25	1"	A405001/3225	1"5/16-12	37	42	58,72	30,18
1"1/4	30-32	1"1/4	A405001/3232	1"5/8-12	39	42	58,72	30,18
1"1/2	30-32	1"1/4	A405001/3832	1"5/8-12	43	50	69,85	35,71
1"1/2	38	1"1/2	A405001/3838	1"7/8-12	45	50	69,85	35,71

405506

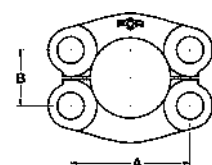
Flangia 45° orientabile maschio
 JIC cono 37° - SAE 6000 PSI
 45° (ADJ) male
 JIC - SAE 6000 PSI flange

SEDI PAG.40 / PORTS PAG.40



DN T			RIFERIMENTO REFERENCE	J	I ₁	I	A	B
SIZE	MM.	IN.		UNF-UN				
1/2	12	1/2	A405506/1212	3/4-16	26	38	40,49	18,24
1/2	14÷16	5/8	A405506/1216	7/8-14	28	38	40,49	18,24
3/4	14÷16	5/8	A405506/1916	7/8-14	33	42	50,80	23,80
3/4	18-20	3/4	A405506/1920	1"1/16-12	35	42	50,80	23,80
3/4	25	1"	A405506/1925	1"5/16-12	36	42	50,80	23,80
1"	18-20	3/4	A405506/2520	1"1/16-12	37	53	57,15	27,76
1"	25	1"	A405506/2525	1"5/16-12	38	53	57,15	27,76
1"	30-32	1"1/4	A405506/2532	1"5/8-12	40	60	57,15	27,76
1"1/4	25	1"	A405506/3225	1"5/16-12	40	60	66,68	31,75
1"1/4	30-32	1"1/4	A405506/3232	1"5/8-12	41	60	66,68	31,75
1"1/2	30-32	1"1/4	A405506/3832	1"5/8-12	43	70	79,38	36,50
1"1/2	38	1"1/2	A405506/3838	1"7/8-12	45	70	79,38	36,50
1/2	18-20	3/4	SA405506/1220	1"1/16-12	35	42	40,49	18,24

SEMIFLANGE
 (RIF. PER ORDINE PAG. 431)
 SPLIT FLANGES
 (REF. OF ORDER PAG. 431)





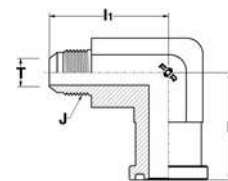
DN T			RIFERIMENTO REFERENCE	J	I ₁	I	A	B
SIZE	MM.	IN.						
1/2	12	1/2	A407002/1212	3/4-16	48	42	38,10	17,48
1/2	14÷16	5/8	A407002/1216	7/8-14	50	42	38,10	17,48
3/4	14÷16	5/8	A407002/1916	7/8-14	58	52	47,63	22,23
3/4	18-20	3/4	A407002/1920	1" 1/16-12	60	52	47,63	22,23
3/4	25	1"	A407002/1925	1" 5/16-12	61	52	47,63	22,23
1"	18-20	3/4	A407002/2520	1" 1/16-12	61	54	52,37	26,19
1"	25	1"	A407002/2525	1" 5/16-12	62	54	52,37	26,19
1"	30-32	1" 1/4	A407002/2532	1" 5/8-12	66	56	52,37	26,19
1" 1/4	25	1"	A407002/3225	1" 5/16-12	66	54	58,72	30,18
1" 1/4	30-32	1" 1/4	A407002/3232	1" 5/8-12	68	54	58,72	30,18
1" 1/2	30-32	1" 1/4	A407002/3832	1" 5/8-12	75	61	69,85	35,71
1" 1/2	38	1" 1/2	A407002/3838	1" 7/8-12	78	61	69,85	35,71
3/4	10	3/8	SA407002/1910	9/16-18	53	52	47,63	22,23
1"	38	1" 1/2	SA407002/2538	1" 7/8-12	78	76	52,37	26,19
1" 1/4	18-20	3/4	SA407002/3220	1" 1/16-12	63,5	59	58,72	30,18

407002

Flangia 90° orientabile maschio
JIC cono 37° - SAE 3000 PSI
90° (ADJ) male

JIC - SAE 3000 PSI flange

SEDI PAG.40 / PORTS PAG.40



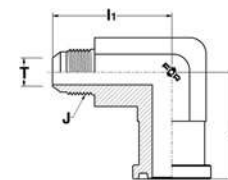
DN T			RIFERIMENTO REFERENCE	J	I ₁	I	A	B
SIZE	MM.	IN.						
1/2	12	1/2	A407507/1212	3/4-16	49	43	40,49	18,24
1/2	14÷16	5/8	A407507/1216	7/8-14	51	43	40,49	18,24
3/4	14÷16	5/8	A407507/1916	7/8-14	59	54	50,80	23,80
3/4	18-20	3/4	A407507/1920	1" 1/16-12	61	54	50,80	23,80
3/4	25	1"	A407507/1925	1" 5/16-12	62	54	50,80	23,80
1"	18-20	3/4	A407507/2520	1" 1/16-12	65	62	57,15	27,76
1"	25	1"	A407507/2525	1" 5/16-12	66	65	57,15	27,76
1"	30-32	1" 1/4	A407507/2532	1" 5/8-12	73	70	57,15	27,76
1" 1/4	25	1"	A407507/3225	1" 5/16-12	73	70	66,68	31,75
1" 1/4	30-32	1" 1/4	A407507/3232	1" 5/8-12	75	70	66,68	31,75
1" 1/2	30-32	1" 1/4	A407507/3832	1" 5/8-12	85	80	79,38	36,50
1" 1/2	38	1" 1/2	A407507/3838	1" 7/8-12	88	80	79,38	36,50
1/2	18-20	3/4	SA407507/1220	1" 1/16-12	61	53	40,49	18,24
3/4	30-32	1" 1/4	SA407507/1932	1" 5/8-12	75	70	50,80	23,80
1" 1/4	38	1" 1/2	SA407507/3238	1" 7/8-12	88	80	66,68	31,75
1" 1/2	25	1"	SA407507/3825	1" 5/16-12	83,5	80	79,38	36,50

407507

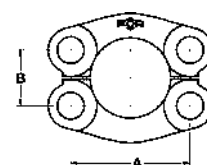
Flangia 90° orientabile maschio
JIC cono 37° - SAE 6000 PSI
90° (ADJ) male

JIC - SAE 6000 PSI flange

SEDI PAG.40 / PORTS PAG.40



SEMIFLANGE
(RIF. PER ORDINE PAG. 431)
SPLIT FLANGES
(REF. OF ORDER PAG. 431)



RACCORDI PER TUBI SVASATI - 37°

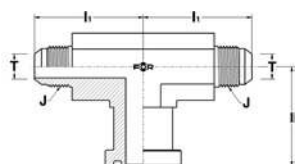
37° - FLARED TUBE CONNECTORS

411006

Flangia a "T" orientabile
maschi JIC cono 37° - SAE 3000
PSI

Branch (AD) tee male
JIC - SAE 3000 PSI flange

SEDI PAG.40 / PORTS PAG.40



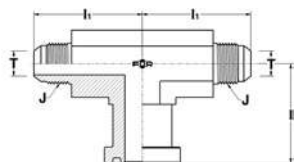
DN	T	RIFERIMENTO REFERENCE		J	l ₁	I	A	B
		SIZE	MM.					
1/2	12	1/2	A411006/1212	3/4-16	48	42	38,10	17,48
1/2	14÷16	5/8	A411006/1216	7/8-14	50	42	38,10	17,48
3/4	14÷16	5/8	A411006/1916	7/8-14	58	52	47,63	22,23
3/4	18-20	3/4	A411006/1920	1"1/16-12	60	52	47,63	22,23
3/4	25	1"	A411006/1925	1"5/16-12	61	52	47,63	22,23
1"	18-20	3/4	A411006/2520	1"1/16-12	61	54	52,37	26,19
1"	25	1"	A411006/2525	1"5/16-12	62	54	52,37	26,19
1"	30-32	1"1/4	A411006/2532	1"5/8-12	66	54	52,37	26,19
1"1/4	25	1"	A411006/3225	1"5/16-12	66	54	58,72	30,18
1"1/4	30-32	1"1/4	A411006/3232	1"5/8-12	68	54	58,72	30,18
1"1/2	30-32	1"1/4	A411006/3832	1"5/8-12	75	61	69,85	35,71
1"1/2	38	1"1/2	A411006/3838	1"7/8-12	78	61	69,85	35,71

411501

Flangia a "T" orientabile maschi
JIC cono 37° - SAE 6000 PSI

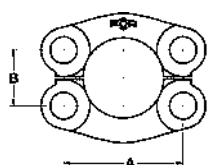
Branch (AD) tee male
JIC - SAE 6000 PSI flange

SEDI PAG.40 / PORTS PAG.40



DN	T	RIFERIMENTO REFERENCE		J	l ₁	I	A	B
		SIZE	MM.					
1/2	12	1/2	A411501/1212	3/4-16	49	43	40,49	18,24
1/2	14÷16	5/8	A411501/1216	7/8-14	51	43	40,49	18,24
3/4	14÷16	5/8	A411501/1916	7/8-14	59	54	50,80	23,80
3/4	18-20	3/4	A411501/1920	1"1/16-12	61	54	50,80	23,80
3/4	25	1"	A411501/1925	1"5/16-12	62	54	50,80	23,80
1"	18-20	3/4	A411501/2520	1"1/16-12	65	65	57,15	27,76
1"	25	1"	A411501/2525	1"5/16-12	66	65	57,15	27,76
1"	30-32	1"1/4	A411501/2532	1"5/8-12	73	70	57,15	27,76
1"1/4	25	1"	A411501/3225	1"5/16-12	73	70	66,68	31,75
1"1/4	30-32	1"1/4	A411501/3232	1"5/8-12	75	70	66,68	31,75
1"1/2	30-32	1"1/4	A411501/3832	1"5/8-12	85	80	79,38	36,50
1"1/2	38	1"1/2	A411501/3838	1"7/8-12	88	80	79,38	36,50

SEMIFLANGE
(RIF. PER ORDINE PAG. 431)
SPLIT FLANGES
(REF. OF ORDER PAG. 431)





DN T			RIFERIMENTO REFERENCE	J	I ₁	I	A	B
SIZE	MM.	IN.						
1/2	12	1/2	A413008/1212	3/4-16	48	42	38,10	17,48
1/2	14÷16	5/8	A413008/1216	7/8-14	50	42	38,10	17,48
3/4	14÷16	5/8	A413008/1916	7/8-14	58	52	47,63	22,23
3/4	18-20	3/4	A413008/1920	1" 1/16-12	60	52	47,63	22,23
3/4	25	1"	A413008/1925	1" 5/16-12	61	52	47,63	22,23
1"	18-20	3/4	A413008/2520	1" 1/16-12	61	54	52,37	26,19
1"	25	1"	A413008/2525	1" 5/16-12	62	54	52,37	26,19
1"	30-32	1" 1/4	A413008/2532	1" 5/8-12	66	54	52,37	26,19
1" 1/4	25	1"	A413008/3225	1" 5/16-12	66	54	58,72	30,18
1" 1/4	30-32	1" 1/4	A413008/3232	1" 5/8-12	68	54	58,72	30,18
1" 1/2	30-32	1" 1/4	A413008/3832	1" 5/8-12	75	61	69,85	35,71
1" 1/2	38	1" 1/2	A413008/3838	1" 7/8-12	78	61	69,85	35,71

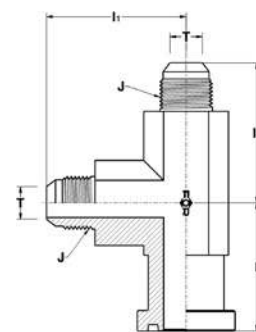
1/2	12	1/2	A413503/1212	3/4-16	49	43	40,49	18,24
1/2	14÷16	5/8	A413503/1216	7/8-14	51	43	40,49	18,24
3/4	14÷16	5/8	A413503/1916	7/8-14	59	54	50,80	23,80
3/4	18-20	3/4	A413503/1920	1" 1/16-12	61	54	50,80	23,80
3/4	25	1"	A413503/1925	1" 5/16-12	62	54	50,80	23,80
1"	18-20	3/4	A413503/2520	1" 1/16-12	65	65	57,15	27,76
1"	25	1"	A413503/2525	1" 5/16-12	66	65	57,15	27,76
1"	30-32	1" 1/4	A413503/2532	1" 5/8-12	73	70	57,15	27,76
1" 1/4	25	1"	A413503/3225	1" 5/16-12	73	70	66,68	31,75
1" 1/4	30-32	1" 1/4	A413503/3232	1" 5/8-12	75	70	66,68	31,75
1" 1/2	30-32	1" 1/4	A413503/3832	1" 5/8-12	85	80	79,38	36,50
1" 1/2	38	1" 1/2	A413503/3838	1" 7/8-12	88	80	79,38	36,50

413008

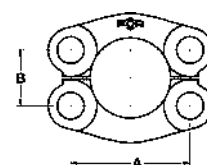
Flangia a "L" orientabile maschi
 JIC cono 37° - SAE 3000 PSI
 Run (ADJ) tee male
 JIC - SAE 3000 PSI flange
 SEDI PAG.40 / PORTS PAG.40

413503

Flangia a "L" orientabile maschi
 JIC cono 37° - SAE 6000 PSI
 Run (ADJ) tee male
 JIC - SAE 6000 PSI flange
 SEDI PAG.40 / PORTS PAG.40



SEMIFLANGE
 (RIF. PER ORDINE PAG. 431)
 SPLIT FLANGES
 (REF. OF ORDER PAG. 431)



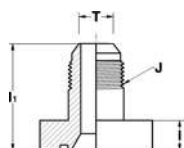
RACCORDI PER TUBI SVASATI - 37°

37° - FLARED TUBE CONNECTORS

402130

Flangia diritta maschio
 JIC cono 37° - interasse metrico
 4 fori per viti standard
 Straight male
 JIC - 4 bolts metric
 flange std. screw

SEDI PAG.42 / PORTS PAG.42

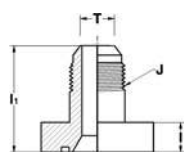


DN T			RIFERIMENTO REFERENCE	J	I ₁	A	C	I
SIZE	MM.	IN.						
10	10	3/8	A402130/1010	9/16-18	30	26	5,5	7
12	10	3/8	A402130/1210	9/16-18	35	30	7	9
12	12	1/2	A402130/1212	3/4-16	35	30	7	9
15	12	1/2	A402130/1512	3/4-16	38	35	7	10
15	14÷16	5/8	A402130/1516	7/8-14	40	35	7	10
20	12	1/2	A402130/2012	3/4-16	41	40	7	12
20	14÷16	5/8	A402130/2016	7/8-14	43	40	7	12
20	18-20	3/4	A402130/2020	1" 1/16-12	45	40	7	12
26	18-20	3/4	A402130/2620	1" 1/16-12	51	55	9	16
26	22	7/8	A402130/2622	1" 3/16-12	52	55	9	16
26	25	1"	A402130/2625	1" 5/16-12	52	55	9	16
26	30-32	1" 1/4	A402130/2632	1" 5/8-12	53	55	9	16
31	25	1"	A402130/3125	1" 5/16-12	55	61	11	18
31	30-32	1" 1/4	A402130/3132	1" 5/8-12	57	61	11	18
32	25	1"	A402130/3225	1" 5/16-12	57	62	11	18
32	30-32	1" 1/4	A402130/3232	1" 5/8-12	59	62	11	18
12	14÷16	5/8	SA402130/1216	7/8-14	43	30	7	9
15	18-20	3/4	SA402130/1520	1" 1/16-12	44	35	7	10

402131

Flangia diritta maschio
 JIC cono 37° - interasse metrico
 4 fori per viti maggiorate
 Straight male
 JIC - 4 bolts metric
 flange heavy screw

SEDI PAG.42 / PORTS PAG.42



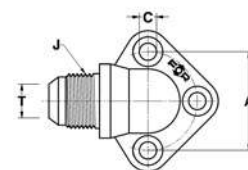
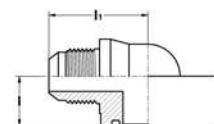
DN T			RIFERIMENTO REFERENCE	J	I ₁	A	C	I
SIZE	MM.	IN.						
12	10	3/8	A402131/1210	9/16-18	35	30	8,5	9
12	12	1/2	A402131/1212	3/4-16	35	30	8,5	9
15	12	1/2	A402131/1512	3/4-16	38	35	8,5	10
15	14÷16	5/8	A402131/1516	7/8-14	40	35	8,5	10
20	12	1/2	A402131/2012	3/4-16	41	40	8,5	12
20	14÷16	5/8	A402131/2016	7/8-14	43	40	8,5	12
20	18-20	3/4	A402131/2020	1" 1/16-12	45	40	8,5	12
25	18-20	3/4	A402131/2520	1" 1/16-12	51	51	11	16
25	22	7/8	A402131/2522	1" 3/16-12	52	51	11	16
25	25	1"	A402131/2525	1" 5/16-12	52	51	11	16
32	25	1"	A402131/3225	1" 5/16-12	57	62	13	18
32	30-32	1" 1/4	A402131/3232	1" 5/8-12	59	62	13	18
40	30-32	1" 1/4	A402131/4032	1" 5/8-12	62	72,5	13	21
40	38	1" 1/2	A402131/4038	1" 7/8-12	65	72,5	13	21
20	25	1"	SA402131/2025	1" 5/16-12	55	40	8,5	12



DN T			RIFERIMENTO REFERENCE	J	I ₁	I	A	C
SIZE	MM.	IN.						
10	10	3/8	A407123/1010	9/16-18	30	13.5	26	5,5
10	12	1/2	A407123/1012	3/4-16	31	13.5	26	5,5
12	10	3/8	A407123/1210	9/16-18	30	17	30	7
12	12	1/2	A407123/1212	3/4-16	32	17	30	7
12	14÷16	5/8	A407123/1216	7/8-14	35	17	30	7
15	12	1/2	A407123/1512	3/4-16	35	17	35	7
15	14÷16	5/8	A407123/1516	7/8-14	37	17	35	7
20	14÷16	5/8	A407123/2016	7/8-14	40	20	40	7
20	18-20	3/4	A407123/2020	1" 1/16-12	42	20	40	7
20	22	7/8	A407123/2022	1" 3/16-12	43	25	40	7
20	25	1"	A407123/2025	1" 5/16-12	44	25	40	7
26	18-20	3/4	A407123/2620	1" 1/16-12	47	25	55	9
26	25	1"	A407123/2625	1" 5/16-12	47	25	55	9
26	30-32	1" 1/4	A407123/2632	1" 5/8-12	49	31	55	9
31	25	1"	A407123/3125	1" 5/16-12	52	31	61	11
31	30-32	1" 1/4	A407123/3132	1" 5/8-12	54	31	61	11
31	38	1" 1/2	A407123/3138	1" 7/8-12	56	37	61	11
32	25	1"	A407123/3225	1" 5/16-12	52	31	62	11
32	30-32	1" 1/4	A407123/3232	1" 5/8-12	54	31	62	11
32	38	1" 1/2	A407123/3238	1" 7/8-12	56	37	62	11
12	18-20	3/4	SA407123/1220	1" 1/16-12	42	20	30	7
15	10	3/8	SA407123/1510	9/16-18	33	17	35	7
15	18-20	3/4	SA407123/1520	1" 1/16-12	42	20	35	7
20	12	1/2	SA407123/2012	3/4-16	37.5	20	40	7

407123

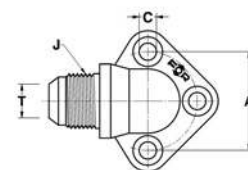
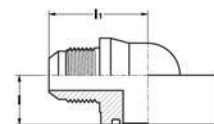
Flangia 90° maschio
JIC cono 37° - interasse metrico
3 fori per viti standard
90° male JIC - 3 bolts metric
flange std. screw
SEDI PAG.42 / PORTS PAG.42



DN T			RIFERIMENTO REFERENCE	J	I ₁	I	A	C
SIZE	MM.	IN.						
12	10	3/8	A407124/1210	9/16-18	30	17	30	8,5
12	12	1/2	A407124/1212	3/4-16	32	17	30	8,5
12	14÷16	5/8	A407124/1216	7/8-14	35	17	30	8,5
15	12	1/2	A407124/1512	3/4-16	35	17	35	8,5
15	14÷16	5/8	A407124/1516	7/8-14	37	17	35	8,5
20	14÷16	5/8	A407124/2016	7/8-14	40	20	40	8,5
20	18-20	3/4	A407124/2020	1" 1/16-12	42	20	40	8,5
20	22	7/8	A407124/2022	1" 3/16-12	43	25	40	8,5
20	25	1"	A407124/2025	1" 5/16-12	44	25	40	8,5
25	18-20	3/4	A407124/2520	1" 1/16-12	47	25	51	11
25	25	1"	A407124/2525	1" 5/16-12	47	25	51	11
25	30-32	1" 1/4	A407124/2532	1" 5/8-12	49	31	51	11
32	25	1"	A407124/3225	1" 5/16-12	52	31	62	13
32	30-32	1" 1/4	A407124/3232	1" 5/8-12	54	31	62	13
32	38	1" 1/2	A407124/3238	1" 7/8-12	56	37	62	13
40	38	1" 1/2	A407124/4038	1" 7/8-12	61	37	72,5	13

407124

Flangia 90° maschio
JIC cono 37° - interasse metrico
3 fori per viti maggiorate
90° male JIC - 3 bolts metric
flange heavy screw
SEDI PAG.42 / PORTS PAG.42



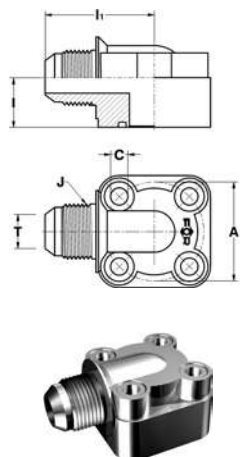
RACCORDI PER TUBI SVASATI - 37°

37° - FLARED TUBE CONNECTORS

407167

Flangia 90° maschio
JIC cono 37° - interasse metrico
4 fori per viti standard
90° male JIC - 4 bolts metric
flange std. screw

SEDI PAG.42 / PORTS PAG.42

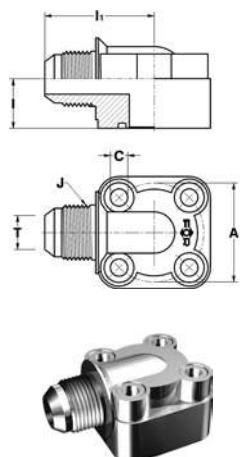


DN T			RIFERIMENTO REFERENCE	J	I ₁	I	A	C
SIZE	MM.	IN.						
10	10	3/8	A407167/1010	9/16-18	32	13.5	26	5,5
10	12	1/2	A407167/1012	3/4-16	35	13.5	26	5,5
12	10	3/8	A407167/1210	9/16-18	36	17	30	7
12	12	1/2	A407167/1212	3/4-16	38	17	30	7
12	14÷16	5/8	A407167/1216	7/8-14	40	17	30	7
15	12	1/2	A407167/1512	3/4-16	40	17	35	7
15	14÷16	5/8	A407167/1516	7/8-14	43	17	35	7
20	14÷16	5/8	A407167/2016	7/8-14	44	20	40	7
20	18-20	3/4	A407167/2020	1" 1/16-12	46	20	40	7
26	18-20	3/4	A407167/2620	1" 1/16-12	54	25	55	9
26	25	1"	A407167/2625	1" 5/16-12	55	25	55	9
26	30-32	1" 1/4	A407167/2632	1" 5/8-12	57	31	55	9
31	25	1"	A407167/3125	1" 5/16-12	60	31	61	11
31	30-32	1" 1/4	A407167/3132	1" 5/8-12	62	31	61	11
32	25	1"	A407167/3225	1" 5/16-12	60	31	62	11
32	30-32	1" 1/4	A407167/3232	1" 5/8-12	62	31	62	11
12	18-20	3/4	SA407167/1220	1" 1/16-12	43	20	30	7
20	12	1/2	SA407167/2012	3/4-16	42	20	40	7

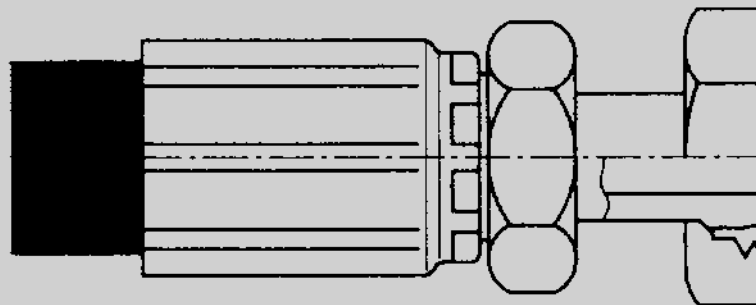
407168

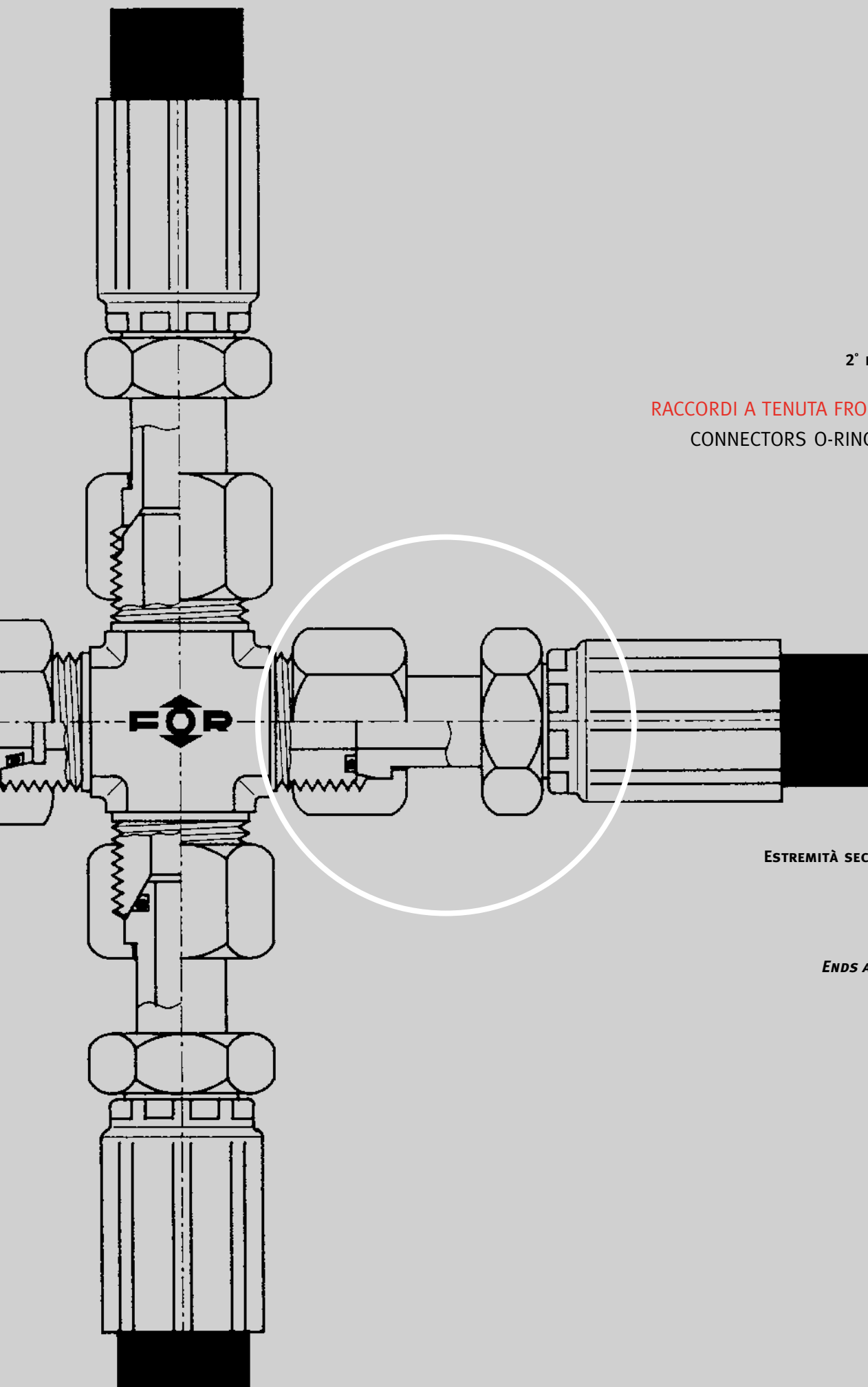
Flangia 90° maschio
JIC cono 37° - interasse metrico
4 fori per viti maggiorate
90° male JIC - 4 bolts metric
flange heavy screw

SEDI PAG.42 / PORTS PAG.42



DN T			RIFERIMENTO REFERENCE	J	I ₁	I	A	C
SIZE	MM.	IN.						
12	10	3/8	A407168/1210	9/16-18	36	17	30	8,5
15	12	1/2	A407168/1512	3/4-16	40	17	35	8,5
15	14÷16	5/8	A407168/1516	7/8-14	43	17	35	8,5
20	14÷16	5/8	A407168/2016	7/8-14	44	20	40	8,5
20	18-20	3/4	A407168/2020	1" 1/16-12	46	20	40	8,5
25	18-20	3/4	A407168/2520	1" 1/16-12	54	25	51	11
25	25	1"	A407168/2525	1" 5/16-12	55	25	51	11
32	25	1"	A407168/3225	1" 5/16-12	60	31	62	13
32	30-32	1" 1/4	A407168/3232	1" 5/8-12	62	31	62	13
40	30-32	1" 1/4	A407168/4032	1" 5/8-12	66	37	72,5	13
40	38	1" 1/2	A407168/4038	1" 7/8-12	69	37	72,5	13





2° PARTE / PART 2

RACCORDI A TENUTA FRONTALE ORFS
CONNECTORS O-RING FACE SEAL

ESTREMITÀ SECONDO NORME

ISO 8434-3

SAE J 1453

ENDS ACCORDING TO

ISO 8434-3

SAE J 1453

INDICE FIGURATIVO

VISUAL INDEX

155 501112

Bussola per sistema a svasatura
Sleeve



155 501002

Bussola a saldare
Shoulder



156 501013

Dado
Nut



156 501518

Dado
Nut



157 502003

Giunzione diritta
ORFS - ORFS
Union male
ORFS - ORFS



158 502014

Terminale diritto
ORFS - SAE UNF-UN
per sedi ISO 11926
Connector male
ORFS - male SAE UNF-UN
with O.R. ISO 11926 ports



159 502025

Terminale diritto
ORFS - GAS cil. (BSPP)
con O.R. e rondella
per sedi ISO 1179
Connector male
ORFS - male BSPP
with O.R. and retaining ring
ISO 1179 ports



160 502223

Terminale diritto
ORFS - GAS cil. (JIS)
con O.R. per sedi JIS 2351
Connector male
ORFS - male JIS
with O.R. JIS 2351 ports



161 502146

Terminale diritto
ORFS - GAS cil. (BSPP)
con tenuta ad elastomero
per sedi ISO 1179
Connector male
ORFS - male BSPP
with elastomer seal
ISO 1179 ports



162 502036

Terminale diritto
ORFS - Metrico cil.
con O.R. e rondella
per sedi ISO 9974
Connector male
ORFS - male Metric
with O.R. and retaining ring
ISO 9974 ports




163 502058

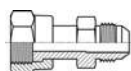
Terminale diritto
 ORFS - Metrico cil.
 con O.R. per sedi ISO 6149
*Connector male
 ORFS - male Metric
 with O.R. ISO 6149 ports*


164 502157

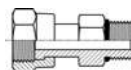
Terminale diritto
 ORFS - Metrico cil.
 con tenuta ad elastomero
 per sedi ISO 9974
*Connector male
 ORFS - male Metric
 with elastomer seal
 ISO 9974 ports*


164 502113

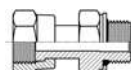
Giunzione femmina
 ORFS - maschio JIC
*Connector swivel nut
 ORFS - male JIC*


165 502135

Terminale diritto femmina
 ORFS - maschio SAE UNF-UN
 per sedi ISO 11926
*Connector swivel nut
 ORFS - male SAE UNF-UN
 with O.R. ISO 11926 ports*


166 502180

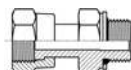
Terminale diritto femmina
 ORFS - GAS cil. (BSPP)
 con O.R. e rondella
 per sedi ISO 1179
*Connector swivel nut
 ORFS - male BSPP
 with O.R. and retaining ring
 ISO 1179 ports*


167 502234

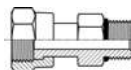
Terminale diritto femmina
 ORFS - GAS cil. (JIS)
 con O.R. per sedi JIS 2351
*Connector swivel nut
 ORFS - male JIS
 with O.R. JIS 2351 ports*


167 502201

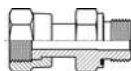
Terminale diritto femmina
 ORFS - Metrico cil.
 con O.R. e rondella
 per sedi ISO 9974
*Connector swivel nut
 ORFS - male Metric
 with O.R. and retaining ring
 ISO 9974 ports*


168 502191

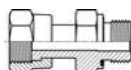
Terminale diritto femmina
 ORFS - Metrico cil.
 con O.R. per sedi ISO 6149
*Connector swivel nut
 ORFS - male Metric
 with O.R. ISO 6149 ports*


168 502168

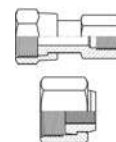
Terminale diritto femmina
 ORFS - maschio GAS cil. (BSPP)
 con tenuta ad elastomero
 per sedi ISO 1179
*Connector swivel nut
 ORFS - male BSPP
 with elastomer seal
 ISO 1179 ports*


169 502179

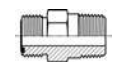
Terminale diritto femmina
 ORFS - maschio Metrico cil.
 con tenuta ad elastomero
 per sedi ISO 9974
*Connector swivel nut
 ORFS - male Metric
 with elastomer seal
 ISO 9974 ports*


169 502212

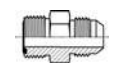
Terminale diritto femmina
 ORFS - femmina BSPP
 per presa di pressione
*Straight connector swivel nut
 ORFS - pressure test port BSPP*


170 502092

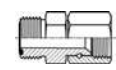
Terminale maschio
 ORFS - NPTF
 per sedi SAE 476
*Connector male
 ORFS - male NPTF
 taper SAE 476 ports*


170 502102

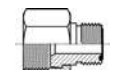
Giunzione diretta
 ORFS - JIC
*Union male
 ORFS - male JIC*


171 502124

Giunzione maschio
 ORFS - femmina JIC
*Connector male
 ORFS - swivel nut JIC*


171 502069

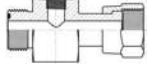
Giunzione diretta
 di riduzione maschio
 ORFS - femmina ORFS
*Reducing male
 ORFS - female ORFS*



INDICE FIGURATIVO
VISUAL INDEX

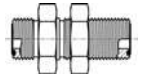
172 502311

Giunzione diritta maschio
ORFS - femmina ORFS
e attacco femmina BSPP
per presa di pressione
*Union straight male
ORFS - swivel nut ORFS
+ pressure test port BSPP*



172 503000

Giunzione diritta passaparatia
ORFS - ORFS
*Bulkhead union male
ORFS - ORFS*



173 502070

Giunzione diritta maschio
ORFS - sede a saldare
Braze male ORFS



174 501024

Tappo maschio ORFS
Male plug ORFS



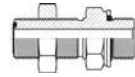
174 501035

Tappo femmina ORFS
Female plug ORFS



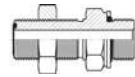
175 503011

Giunzione diritta passaparatia
ORFS - GAS cil. (BSPP)
con O.R. e rondella
per sedi ISO 1179
*Connector bulkhead male
ORFS - male BSPP
with O.R. and retaining ring
ISO 1179 ports*



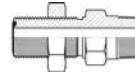
175 503022

Giunzione diritta passaparatia
ORFS - Metrico cil.
con O.R. e rondella
per sedi ISO 9974
*Connector bulkhead male
ORFS - male Metric
with O.R. and retaining ring
ISO 9974 ports*



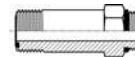
176 503033

Giunzione diritta passaparatia
ORFS - NPTF
per sedi SAE 476
*Connector bulkhead male
ORFS - male NPTF
taper SAE 476 ports*



176 504012

Prolunga
ORFS - SAE UNF-UN
per sedi ISO 11926
*Long connector male
ORFS - male SAE UNF-UN
with O.R. ISO 11926 ports*



177 504023

Prolunga
ORFS - GAS cil. (BSPP)
con O.R. e rondella
per sedi ISO 1179
*Long connector male
ORFS - male BSPP
with O.R. and retaining ring
ISO 1179 ports*



177 505052

Giunzione 45° maschio
ORFS - femmina ORFS
*45° elbow union male
ORFS - swivel nut ORFS*



178 505007

Terminale orientabile 45°
ORFS - SAE UNF-UN
per sedi ISO 11926
*45° (ADJ) elbow male
ORFS - male SAE UNF-UN
with O.R. ISO 11926 ports*



178 505018

Terminale orientabile 45°
ORFS - GAS cil. (BSPP)
con O.R. e rondella per sedi ISO 1179
*45° (ADJ) elbow male
ORFS - male BSPP
with O.R. and retaining ring
ISO 1179 ports*



179 505085

Terminale orientabile 45°
ORFS - GAS cil. (JIS)
con O.R. per sedi JIS 2351
*45° (ADJ) elbow male
ORFS - male JIS
with O.R. JIS 2351 ports*



179 505029

Terminale orientabile 45°
ORFS - Metrico cil. con O.R.
e rondella per sedi ISO 9974
*45° (ADJ) elbow male
ORFS - male Metric
with O.R. and retaining ring
ISO 9974 ports*




180 505041

Terminale orientabile 45°
 ORFS - Metrico cil.
 con O.R. per sedi ISO 6149
 45° (ADJ) elbow male
 ORFS - male Metric
 with O.R. ISO 6149 ports


180 506008

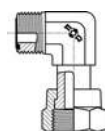
Giunzione 45° passaparatia
 ORFS - ORFS
 45° bulkhead elbow male
 ORFS - ORFS


181 507009

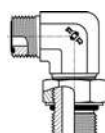
Giunzione 90°
 ORFS - ORFS
 90° elbow male
 ORFS - ORFS


181 507010

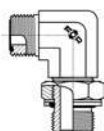
Giunzione 90° maschio
 ORFS - femmina ORFS
 90° elbow male
 ORFS - swivel nut ORFS


182 507021

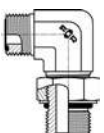
Terminale orientabile 90°
 ORFS - SAE UNF-UN
 per sedi ISO 11926
 90° (ADJ) elbow male
 ORFS - male SAE UNF-UN
 with O.R. ISO 11926 ports


183 507032

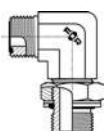
Terminale orientabile 90°
 ORFS - GAS cil. (BSPP)
 con O.R. e rondella per sedi ISO 1179
 90° (ADJ) elbow male
 ORFS - male BSPP
 with O.R. and retaining ring
 ISO 1179 ports


184 507131

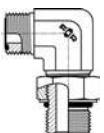
Terminale orientabile 90°
 ORFS - GAS cil. (JIS)
 con O.R. per sedi JIS 2351
 90° (ADJ) elbow male
 ORFS - male JIS
 with O.R. JIS 2351 ports


185 507043

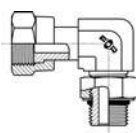
Terminale orientabile 90°
 ORFS - Metrico cil. con O.R.
 e rondella per sedi ISO 9974
 90° (ADJ) elbow male
 ORFS - male Metric
 with O.R. and retaining ring
 ISO 9974 ports


186 507065

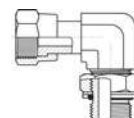
Terminale orientabile 90°
 ORFS - Metrico cil.
 con O.R. per sedi ISO 6149
 90° (ADJ) elbow male
 ORFS - male Metric
 with O.R. ISO 6149 ports


187 507098

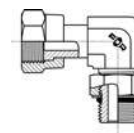
Terminale orientabile 90°
 femmina ORFS - SAE UNF-UN
 per sedi ISO 11926
 90° (ADJ) elbow swivel nut
 ORFS - male SAE UNF-UN
 with O.R. ISO 11926 ports


187 507142

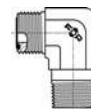
Terminale orientabile 90°
 femmina ORFS - GAS cil. (BSPP)
 con O.R. e rondella per sedi ISO 1179
 90° (ADJ) elbow swivel nut
 ORFS - male BSPP
 with O.R. and retaining ring
 ISO 1179 ports


188 507153

Terminale orientabile 90°
 femmina ORFS - GAS cil. (JIS)
 con O.R. per sedi JIS 2351
 90° (ADJ) elbow swivel nut
 ORFS - male JIS
 with O.R. JIS 2351 ports


188 507108

Terminale 90°
 ORFS - NPTF
 per sedi SAE 476
 90° elbow male
 ORFS - male NPTF
 taper SAE 476 ports


189 507087

Giunzione 90° maschio
 ORFS - codolo a saldare
 per tubo
 90° elbow connector male
 ORFS - TIG butt weld


189 507076

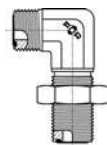
Giunzione 90° maschio
 ORFS - sede a saldare
 per tubo
 90° elbow male
 ORFS - Braze female



INDICE FIGURATIVO
VISUAL INDEX

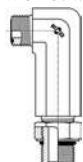
190 508004

Giunzione 90° passaparatia
ORFS - ORFS
90° bulkhead elbow male
ORFS - ORFS



190 510017

Prolunga orientabile 90°
ORFS - SAE UNF-UN
per sedi ISO 11926
90° (ADJ) long elbow male
ORFS - male SAE UNF-UN
with O.R. ISO 11926 ports



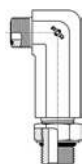
191 510028

Prolunga orientabile 90°
ORFS - GAS cil. (BSPP) con O.R.
e rondella per sedi ISO 1179
90° (ADJ) long elbow male
ORFS - male BSPP with O.R.
and retaining ring ISO 1179 ports



191 510051

Prolunga orientabile 90°
ORFS - GAS cil. (JIS)
con O.R. per sedi JIS 2351
90° (ADJ) long elbow male
ORFS - male JIS with O.R. JIS 2351 ports



192 510039

Prolunga orientabile 90°
ORFS - Metrico cil. con O.R.
e rondella per sedi ISO 9974
90° (ADJ) long elbow male
ORFS - male Metric with O.R.
and retaining ring ISO 9974 ports



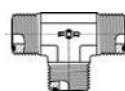
192 510006

Prolunga orientabile 90°
ORFS - Metrico cil. con O.R.
per sedi ISO 6149
90° (ADJ) long elbow male
ORFS - male Metric
with O.R. ISO 6149 ports



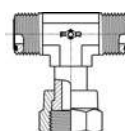
193 511004

Giunzione a "T"
maschi ORFS
Union tee
male ORFS



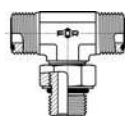
193 511015

Giunzione a "T" maschi
ORFS - femmina ORFS
Swivel branch tee male
ORFS - swivel nut ORFS



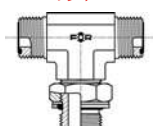
194 511026

Terminale orientabile a "T"
ORFS - SAE UNF-UN
per sedi ISO 11926
Branch (ADJ) tee male
ORFS - male SAE UNF-UN
with O.R. ISO 11926 ports



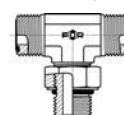
194 511037

Terminale orientabile a "T"
ORFS - GAS cil. (BSPP)
con O.R. e rondella per sedi ISO 1179
Branch (ADJ) tee male
ORFS - male BSPP
with O.R. and retaining ring
ISO 1179 ports



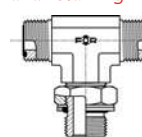
195 511093

Terminale orientabile a "T"
ORFS - GAS cil. (JIS)
con O.R. per sedi JIS 2351
Branch (ADJ) tee male
ORFS - male JIS
with O.R. JIS 2351 ports



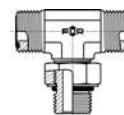
195 511048

Terminale orientabile a "T"
ORFS - Metrico cil. con O.R.
e rondella per sedi ISO 9974
Branch (ADJ) tee male
ORFS - male Metric with O.R.
and retaining ring ISO 9974 ports



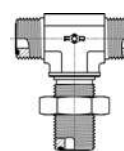
196 511060

Terminale orientabile a "T"
ORFS - Metrico cil.
con O.R. per sedi ISO 6149
Branch (ADJ) tee male
ORFS - male Metric
with O.R. ISO 6149 ports



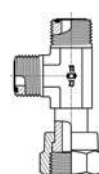
196 512005

Giunzione a "T" passaparatia
maschi ORFS
Bulkhead union tee
male ORFS



197 513001

Giunzione a "L" maschi
ORFS - femmina ORFS
Swivel run tee male
ORFS - swivel nut ORFS

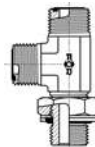



198 513012

Terminale orientabile a "L"
 ORFS - SAE UNF-UN
 per sedi ISO 11926
Run (AD) tee male
 ORFS - male SAE UNF-UN
 with O.R. ISO 11926 ports


199 513023

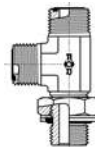
Terminale orientabile a "L"
 ORFS - GAS cil. (BSPP) con O.R.
 e rondella per sedi ISO 1179
Run (AD) tee male
 ORFS - male BSPP with O.R.
 and retaining ring ISO 1179 ports


200 513089

Terminale orientabile a "L"
 ORFS - GAS cil. (JIS)
 con O.R. per sedi JIS 2351
Run (AD) tee male
 ORFS - male JIS
 with O.R. JIS 2351 ports


201 513034

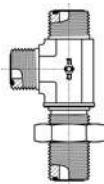
Terminale orientabile a "L"
 ORFS - Metrico cil. con O.R.
 e rondella per sedi ISO 9974
Run (AD) tee male
 ORFS - male Metric with O.R.
 and retaining ring ISO 9974 ports


202 513056

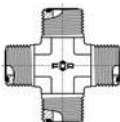
Terminale orientabile a "L"
 ORFS - Metrico cil. con O.R.
 per sedi ISO 6149
Run (AD) tee male
 ORFS - male Metric
 with O.R. ISO 6149 ports


202 514003

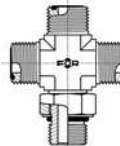
Giunzione a "L" passaparatia
 maschi ORFS
Bulkhead run tee
 male ORFS


203 515002

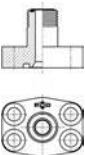
Giunzione a croce
 maschi ORFS
Union cross
 male ORFS


203 515013

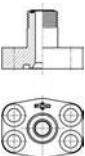
Terminale orientabile a croce
 ORFS - SAE UNF-UN
 per sedi ISO 11926
Cross (AD) male
 ORFS - male SAE UNF-UN
 with O.R. ISO 11926 ports


204 402174

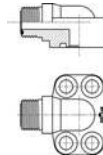
Flangia diritta maschio
 ORFS - SAE 3000 PSI
Straight male
 ORFS - SAE 3000 PSI flange


204 402679

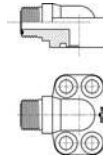
Flangia diritta maschio
 ORFS - SAE 6000 PSI
Straight male
 ORFS - SAE 6000 PSI flange


205 407200

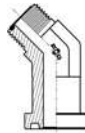
Flangia 90° maschio
 ORFS - SAE 3000 PSI
90° male
 ORFS - SAE 3000 PSI flange


205 407705

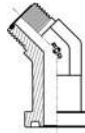
Flangia 90° maschio
 ORFS - SAE 6000 PSI
90° male
 ORFS - SAE 6000 PSI flange


206 405034

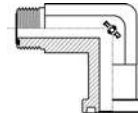
Flangia 45° orientabile maschio
 ORFS - SAE 3000 PSI
45° (AD) male
 ORFS - SAE 3000 PSI flange


206 405539

Flangia 45° orientabile maschio
 ORFS - SAE 6000 PSI
45° (AD) male
 ORFS - SAE 6000 PSI flange


207 407211

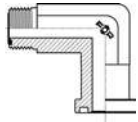
Flangia 90° orientabile maschio
 ORFS - SAE 3000 PSI
90° (AD) male
 ORFS - SAE 3000 PSI flange



INDICE FIGURATIVO
VISUAL INDEX

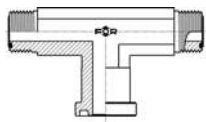
207 407716

Flangia 90° orientabile maschio
ORFS - SAE 6000 PSI
90° (ADJ) male
ORFS - SAE 6000 PSI flange



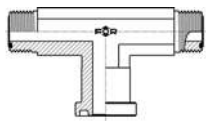
208 411039

Flangia a "T" orientabile maschi
ORFS - SAE 3000 PSI
Branch (ADJ) tee male
ORFS - SAE 3000 PSI flange



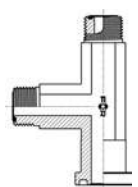
208 411534

Flangia a "T" orientabile maschi
ORFS - SAE 6000 PSI
Branch (ADJ) tee male
ORFS - SAE 6000 PSI flange



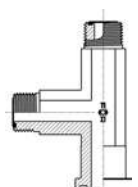
209 413031

Flangia a "L" orientabile maschi
ORFS - SAE 3000 PSI
Run (ADJ) tee male
ORFS - SAE 3000 PSI flange



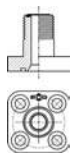
209 413536

Flangia a "L" orientabile maschi
ORFS - SAE 6000 PSI
Run (ADJ) tee male ORFS - SAE 6000
PSI flange



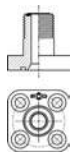
210 402239

Flangia diritta maschio
ORFS - interasse metrico
4 fori per viti standard
Straight male
ORFS - 4 bolts metric
flange std. screw



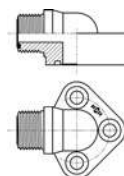
210 402734

Flangia diritta maschio
ORFS - interasse metrico
4 fori per viti maggiorate
Straight male ORFS - 4 bolts metric
flange heavy screw



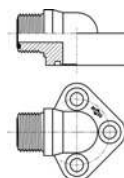
211 407309

Flangia 90° maschio
ORFS - interasse metrico
3 fori per viti standard
90° male ORFS - 3 bolts metric
flange std. screw



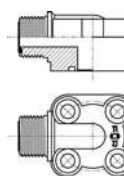
211 407804

Flangia 90° maschio
ORFS - interasse metrico
3 fori per viti maggiorate
90° male ORFS - 3 bolts metric
flange heavy screw



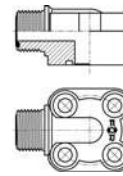
212 407310

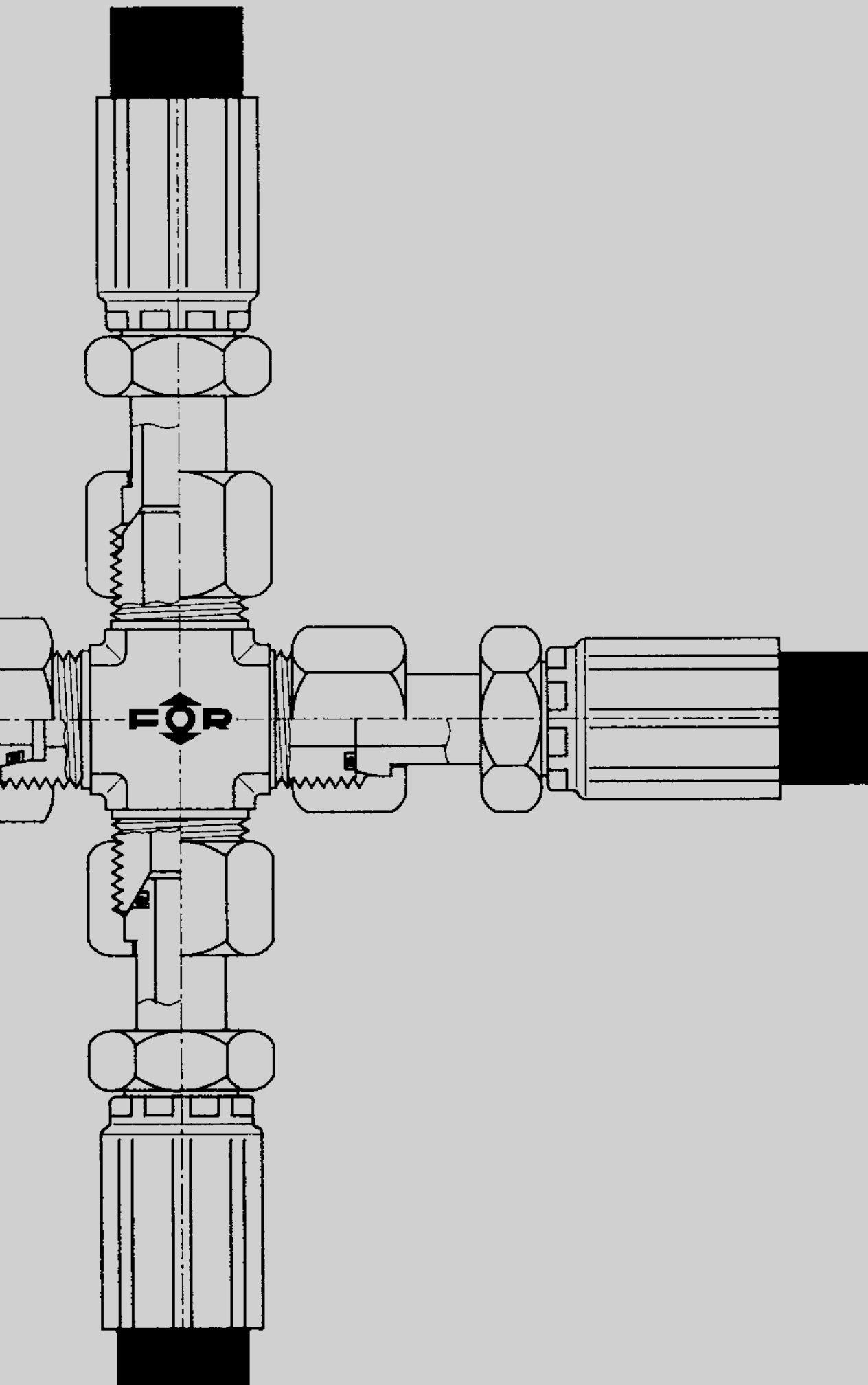
Flangia 90° maschio
ORFS - interasse metrico
4 fori per viti standard
90° male ORFS - 4 bolts metric
flange std. screw

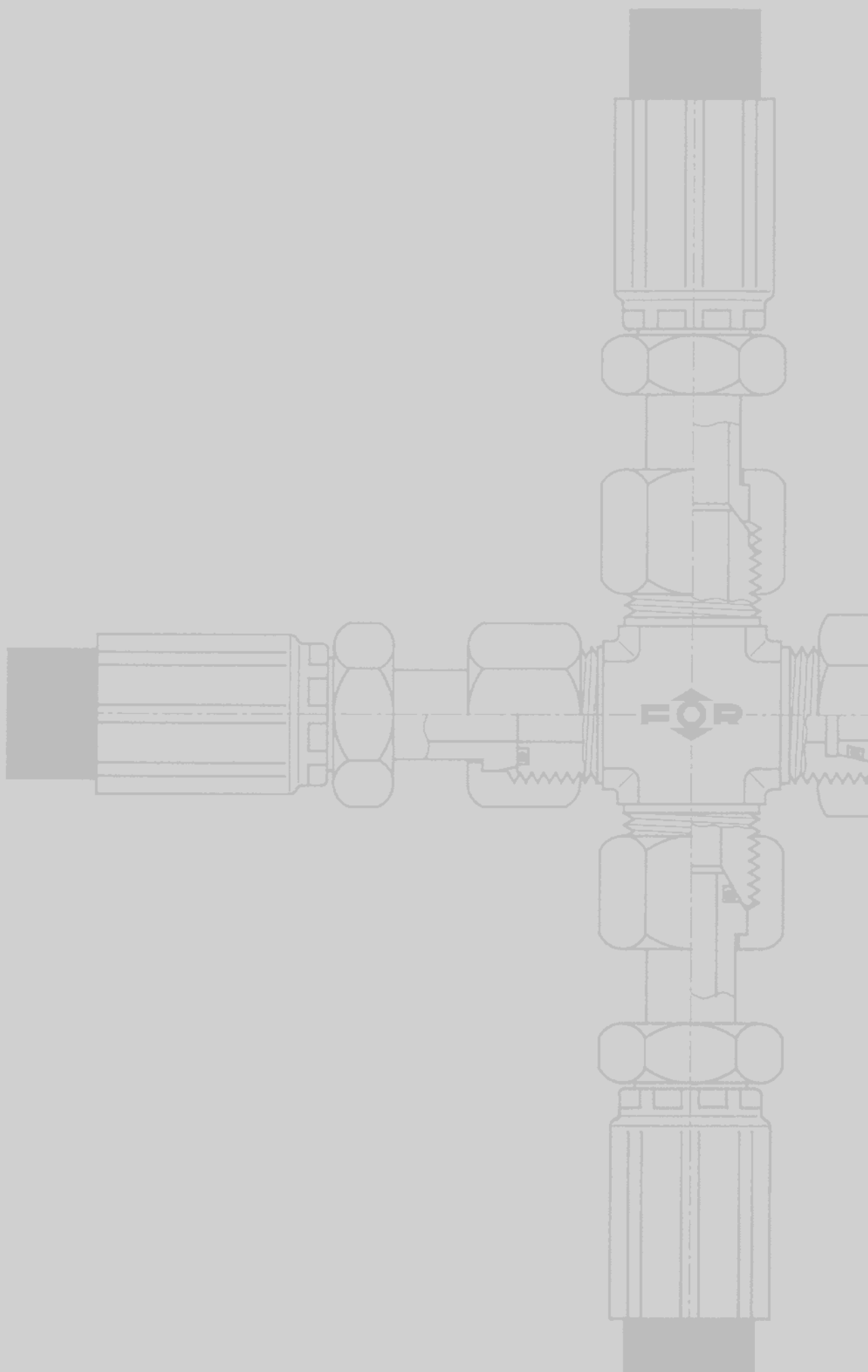


212 407815

Flangia 90° maschio
ORFS - interasse metrico
4 fori per viti maggiorate
90° male ORFS - 4 bolts metric
flange heavy screw









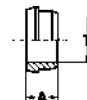
RACCORDI A TENUTA FRONTALE O.R.

CONNECTORS O-RING FACE SEAL

501112

Bussola per sistema a svasatura
Sleeve

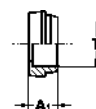
T	RIFERIMENTO REFERENCE	A
MM.		
6	A501112/06	8,5
8	A501112/1008	9,5
10	A501112/10	9,5
12	A501112/12	11,5
14	A501112/1614	11,5
15	A501112/1615	11,5
16	A501112/16	11,5
18	A501112/2018	13
20	A501112/20	13
22	A501112/2522	14,5
25	A501112/25	14,5
28	A501112/3228	14
30	A501112/3230	14
32	A501112/32	14
35	A501112/3835	13,5
38	A501112/38	13,5



501002

Bussola a saldare
Shoulder

T	RIFERIMENTO REFERENCE	A ₁
MM.		
6	A501002/06	9,5
8	A501002/1008	9,5
10	A501002/10	9,5
12	A501002/12	9,5
14	A501002/1614	10,5
15	A501002/1615	10,5
16	A501002/16	10,5
18	A501002/2018	14,0
20	A501002/20	14,0
22	A501002/2522	15,5
25	A501002/25	15,5
28	A501002/3228	15,5
30	A501002/3230	15,5
32	A501002/32	15,5
35	A501002/3835	15,5
38	A501002/38	15,5

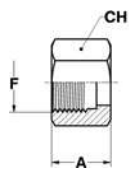


RACCORDI A TENUTA FRONTALE O.R.

CONNECTORS O-RING FACE SEAL

501013

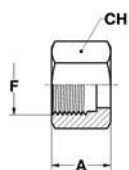
Dado
Nut



T	RIFERIMENTO REFERENCE	F	A	CH
MM.		UNF-UN		
6	K501013/06	9/16-18	14,5	19
8-10	K501013/10	11/16-16	17,0	22
12	K501013/12	13/16-16	21,0	27
14÷16	K501013/16	1"-14	23,5	30
18-20	K501013/20	1"3/16-12	26,0	36
22-25	K501013/25	1"7/16-12	28,0	41
28÷32	K501013/32	1"11/16-12	28,0	50
35-38	K501013/38	2"-12	28,0	57

501518

Dado
Nut



T	RIFERIMENTO REFERENCE	F	A	CH
MM.				
6	K501518/06	9/16-18	14,5	17
12	K501518/12	13/16-16	21	24



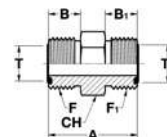
RACCORDI A TENUTA FRONTALE O.R.

CONNECTORS O-RING FACE SEAL

T		T ₁		RIFERIMENTO REFERENCE	F	F ₁	A	B	B ₁	CH
MM.	IN.	MM.	IN.		UNF-UN	UNF-UN				
6	1/4	6	1/4	A502003/06	9/16-18	9/16-18	27,5	10	10	17
8-10	5/16-3/8	8-10	5/16-3/8	A502003/10	11/16-16	11/16-16	31	11	11	19
8-10	5/16-3/8	6	1/4	A502003/1006	11/16-16	9/16-18	29,5	11	10	19
12	1/2	12	1/2	A502003/12	13/16-16	13/16-16	35,5	13	13	22
12	1/2	8-10	5/16-3/8	A502003/1210	13/16-16	11/16-16	33,5	13	11	22
14÷16	5/8	14÷16	5/8	A502003/16	1"-14	1"-14	42,5	15,5	15,5	27
14÷16	5/8	12	1/2	A502003/1612	1"-14	13/16-16	38	15,5	13	27
18-20	3/4	18-20	3/4	A502003/20	1"3/16-12	1"3/16-12	47	17	17	32
18-20	3/4	14÷16	5/8	A502003/2016	1"3/16-12	1"-14	44	17	15,5	32
22-25	7/8-1"	22-25	7/8-1"	A502003/25	1"7/16-12	1"7/16-12	49,5	17,5	17,5	41
22-25	7/8-1"	18-20	3/4	A502003/2520	1"7/16-12	1"3/16-12	48	17,5	17	41
28÷32	1"1/4	28÷32	1"1/4	A502003/32	1"11/16-12	1"11/16-12	51,5	17,5	17,5	46
28÷32	1"1/4	22-25	7/8-1"	A502003/3225	1"11/16-12	1"7/16-12	50	17,5	17,5	46
35-38	1"1/2	35-38	1"1/2	A502003/38	2"-12	2"-12	53	17,5	17,5	55
14÷16	5/8	8-10	5/16-3/8	SA502003/1610	1"-14	11/16-16	38	15,5	11	27
18-20	3/4	8-10	5/16-3/8	SA502003/2010	1"3/16-12	11/16-16	41,5	17	11	32
18-20	3/4	12	1/2	SA502003/2012	1"3/16-12	13/16-16	43	17	13	32
22-25	7/8-1"	14÷16	5/8	SA502003/2516	1"7/16-12	1"-14	47,5	17,5	15,5	41
28÷32	1"1/4	14÷16	5/8	SA502003/3216	1"11/16-12	1"-14	49,5	17,5	15,5	46
35-38	1"1/2	14÷16	5/8	SA502003/3816	2"-12	1"-14	51	17,5	15,5	55
35-38	1"1/2	18-20	3/4	SA502003/3820	2"-12	1"3/16-12	52,5	17,5	17	55
35-38	1"1/2	28÷32	1"1/4	SA502003/3832	2"-12	1"11/16-12	53	17,5	17,5	55

502003

Giunzione diretta
ORFS - ORFS
Union male
ORFS - ORFS



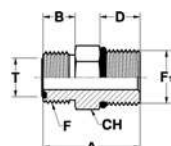
RACCORDI A TENUTA FRONTALE O.R.

CONNECTORS O-RING FACE SEAL

502014

Terminale diritto
ORFS - SAE UNF-UN
per sedi ISO 11926
Connector male
ORFS - male SAE UNF-UN
with O.R. ISO 11926 ports

SEDI PAG.30 / PORTS PAG.30



T		RIFERIMENTO REFERENCE	F	F ₁	A	B	D	CH
MM.	IN.		UNF-UN	UNF-UN				
6	1/4	A502014/0611	9/16-18	7/16-20	28.7	10	11	16
6	1/4	A502014/0614	9/16-18	9/16-18	30.3	10	12	19
8-10	5/16-3/8	A502014/1014	11/16-16	9/16-18	31.9	11	12	19
8-10	5/16-3/8	A502014/1019	11/16-16	3/4-16	35	11	14	22
12	1/2	A502014/1214	13/16-16	9/16-18	37.5	13	12	22
12	1/2	A502014/1219	13/16-16	3/4-16	36.6	13	14	22
12	1/2	A502014/1222	13/16-16	7/8-14	40.5	13	16	27
14÷16	5/8	A502014/1619	1"-14	3/4-16	45.2	15,5	14	27
14÷16	5/8	A502014/1622	1"-14	7/8-14	43.1	15,5	16	27
14÷16	5/8	A502014/1627	1"-14	1" 1/16-12	47	15,5	18,5	32
18-20	3/4	A502014/2027	1" 3/16-12	1" 1/16-12	48.6	17	18,5	32
18-20	3/4	A502014/2033	1" 3/16-12	1" 5/16-12	50	17	18,5	38
22-25	7/8-1"	A502014/2527	1" 7/16-12	1" 1/16-12	54.3	17,5	18,5	38
22-25	7/8-1"	A502014/2533	1" 7/16-12	1" 5/16-12	50.3	17,5	18,5	38
22-25	7/8-1"	A502014/2541	1" 7/16-12	1" 5/8-12	52.3	17,5	18,5	48
28÷32	1" 1/4	A502014/3241	1" 11/16-12	1" 5/8-12	52.3	17,5	18,5	48
35-38	1" 1/2	A502014/3848	2"-12	1" 7/8-12	54	17,5	18,5	55
6	1/4	SA502014/0609	9/16-18	3/8-24	27	10	9,5	16
6	1/4	SA502014/0612	9/16-18	1/2-20	26	10	9,5	16
6	1/4	SA502014/0619	9/16-18	3/4-16	33.6	10	14	22
6	1/4	SA502014/0627	9/16-18	1" 1/16-12	41.5	10	18,5	32
6	1/4	SA502014/0641	9/16-18	1" 5/8-12	44.6	10	18,5	48
8-10	5/16-3/8	SA502014/1011	11/16-16	7/16-20	34	11	11	19
8-10	5/16-3/8	SA502014/1012	11/16-16	1/2-20	31.5	11	11	19
8-10	5/16-3/8	SA502014/1022	11/16-16	7/8-14	39	11	16	27
8-10	5/16-3/8	SA502014/1027	11/16-16	1" 1/16-12	42.2	11	18,5	32
12	1/2	SA502014/1211	13/16-16	7/16-20	36.5	13	11	22
12	1/2	SA502014/1227	13/16-16	1" 1/16-12	44.3	13	18,5	32
12	1/2	SA502014/1230	13/16-16	1" 3/16-12	40	13	15,5	35
12	1/2	SA502014/1233	13/16-16	1" 5/16-12	45.6	13	18,5	38
14÷16	5/8	SA502014/1614	1"-14	9/16-18	41.7	15,5	12	27
14÷16	5/8	SA502014/1633	1"-14	1" 5/16-12	48	15,5	18,5	38
18-20	3/4	SA502014/2014	1" 3/16-12	9/16-18	45	17	12	32
18-20	3/4	SA502014/2019	1" 3/16-12	3/4-16	48.5	17	14	32
18-20	3/4	SA502014/2022	1" 3/16-12	7/8-14	50.5	17	16	32
18-20	3/4	SA502014/2041	1" 3/16-12	1" 5/8-12	51.8	17	18,5	48
22-25	7/8-1"	SA502014/2519	1" 7/16-12	3/4-16	49.8	17,5	14	38
22-25	7/8-1"	SA502014/2522	1" 7/16-12	7/8-14	51.8	17,5	16	38
22-25	7/8-1"	SA502014/2530	1" 7/16-12	1" 3/16-12	46	17,5	15,5	38
28÷32	1" 1/4	SA502014/3219	1" 11/16-12	3/4-16	51.8	17,5	14	46
28÷32	1" 1/4	SA502014/3227	1" 11/16-12	1" 1/16-12	56	17,5	18,5	46
28÷32	1" 1/4	SA502014/3233	1" 11/16-12	1" 5/16-12	57	17,5	18,5	46
28÷32	1" 1/4	SA502014/3248	1" 11/16-12	1" 7/8-12	54	17,5	18,5	55
35-38	1" 1/2	SA502014/3827	2"-12	1" 1/16-12	56.3	17,5	18,5	55
35-38	1" 1/2	SA502014/3841	2"-12	1" 5/8-12	59.6	17,5	18,5	55
35-38	1" 1/2	SA502014/3863	2"-12	2" 1/2-12	54	17,5	18,5	70



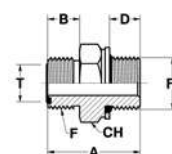
RACCORDI A TENUTA FRONTALE O.R.

CONNECTORS O-RING FACE SEAL

502025

T		RIFERIMENTO REFERENCE	F	F ₁	A	B	D	CH
MM.	IN.		UNF-UN	GAS CIL.BSPP				
6	1/4	A502025/0610	9/16-18	1/8	25	10	7	17
6	1/4	A502025/0613	9/16-18	1/4	30	10	10	19
6	1/4	A502025/0617	9/16-18	3/8	31	10	10	24
8-10	5/16-3/8	A502025/1013	11/16-16	1/4	31.5	11	10	19
8-10	5/16-3/8	A502025/1017	11/16-16	3/8	32.5	11	10	24
8-10	5/16-3/8	A502025/1021	11/16-16	1/2	36	11	12	27
12	1/2	A502025/1213	13/16-16	1/4	38	13	10	22
12	1/2	A502025/1217	13/16-16	3/8	33.5	13	10	24
12	1/2	A502025/1221	13/16-16	1/2	37	13	12	27
14÷16	5/8	A502025/1617	1"-14	3/8	36.5	15,5	10	27
14÷16	5/8	A502025/1621	1"-14	1/2	39.5	15,5	12	27
14÷16	5/8	A502025/1626	1"-14	3/4	43.5	15,5	14	36
18-20	3/4	A502025/2021	1"3/16-12	1/2	43	17	12	32
18-20	3/4	A502025/2026	1"3/16-12	3/4	45	17	14	36
18-20	3/4	A502025/2033	1"3/16-12	1"	47.5	17	15,5	41
22-25	7/8-1"	A502025/2526	1"7/16-12	3/4	46	17,5	14	38
22-25	7/8-1"	A502025/2533	1"7/16-12	1"	48	17,5	15,5	41
22-25	7/8-1"	A502025/2542	1"7/16-12	1"1/4	51.5	17,5	17,5	50
28÷32	1"1/4	A502025/3233	1"11/16-12	1"	49.5	17,5	15,5	46
28÷32	1"1/4	A502025/3242	1"11/16-12	1"1/4	51.5	17,5	17,5	50
28÷32	1"1/4	A502025/3248	1"11/16-12	1"1/2	55.5	17,5	19,5	60
35-38	1"1/2	A502025/3848	2"-12	1"1/2	55.5	17,5	19,5	60
6	1/4	SA502025/0621	9/16-18	1/2	34.5	10	12	27
6	1/4	SA502025/0626	9/16-18	3/4	38	10	14	36
8-10	5/16-3/8	SA502025/1010	11/16-16	1/8	27.5	11	7	19
8-10	5/16-3/8	SA502025/1026	11/16-16	3/4	39	11	14	36
8-10	5/16-3/8	SA502025/1033	11/16-16	1"	42	11	15,5	41
12	1/2	SA502025/1226	13/16-16	3/4	41	13	14	36
12	1/2	SA502025/1233	13/16-16	1"	43.5	13	15,5	41
14÷16	5/8	SA502025/1613	1"-14	1/4	37	15,5	10	27
14÷16	5/8	SA502025/1623	1"-14	5/8	41.5	15,5	12	30
14÷16	5/8	SA502025/1633	1"-14	1"	46	15,5	15,5	41
14÷16	5/8	SA502025/1642	1"-14	1"1/4	49	15,5	17,5	50
18-20	3/4	SA502025/2042	1"3/16-12	1"1/4	51	17	17,5	50
22-25	7/8-1"	SA502025/2521	1"7/16-12	1/2	45	17,5	12	38
22-25	7/8-1"	SA502025/2548	1"7/16-12	1"1/2	55.5	17,5	19,5	60
28÷32	1"1/4	SA502025/3221	1"11/16-12	1/2	48	17,5	12	46
28÷32	1"1/4	SA502025/3226	1"11/16-12	3/4	49.5	17,5	14	46
35-38	1"1/2	SA502025/3821	2"-12	1/2	50	17,5	12	55
35-38	1"1/2	SA502025/3833	2"-12	1"	53	17,5	15,5	55
35-38	1"1/2	SA502025/3842	2"-12	1"1/4	53	17,5	17,5	55

Terminale dritto
ORFS - GAS cil. (BSPP)
con O.R. e rondella
per sedi ISO 1179
Connector male
ORFS - male BSPP
with O.R. and retaining ring
ISO 1179 ports
SEDI PAG.32 / PORTS PAG.32



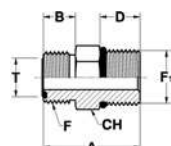
RACCORDI A TENUTA FRONTALE O.R.

CONNECTORS O-RING FACE SEAL

502223

Terminale diritto
ORFS - GAS cil. (JIS)
con O.R. per sedi JIS 2351
Connector male
ORFS - male JIS
with O.R. JIS 2351 ports

SEDI PAG.31 / PORTS PAG.31



T		RIFERIMENTO REFERENCE	F	F ₁	A	B	D	CH
MM.	IN.		UNF-UN	GAS CIL.-JIS				
6	1/4	A502223/0610	9/16-18	1/8	26	10	9	17
6	1/4	A502223/0613	9/16-18	1/4	30	10	12	19
6	1/4	A502223/0617	9/16-18	3/8	31	10	12	22
6	1/4	A502223/0621	9/16-18	1/2	36,5	10	16	27
6	1/4	A502223/0626	9/16-18	3/4	39	10	17	36
8-10	5/16-3/8	A502223/1013	11/16-16	1/4	31,5	11	12	19
8-10	5/16-3/8	A502223/1017	11/16-16	3/8	32,5	11	12	22
8-10	5/16-3/8	A502223/1021	11/16-16	1/2	38	11	16	27
8-10	5/16-3/8	A502223/1026	11/16-16	3/4	40	11	17	36
8-10	5/16-3/8	A502223/1033	11/16-16	1"	44	11	20	41
12	1/2	A502223/1213	13/16-16	1/4	38	13	12	22
12	1/2	A502223/1217	13/16-16	3/8	33,5	13	12	22
12	1/2	A502223/1221	13/16-16	1/2	39	13	16	27
12	1/2	A502223/1226	13/16-16	3/4	42	13	17	36
12	1/2	A502223/1233	13/16-16	1"	45,5	13	20	41
14÷16	5/8	A502223/1617	1"-14	3/8	36,5	15,5	12	27
14÷16	5/8	A502223/1621	1"-14	1/2	41,5	15,5	16	27
14÷16	5/8	A502223/1626	1"-14	3/4	44,5	15,5	17	36
14÷16	5/8	A502223/1633	1"-14	1"	48	15,5	20	41
14÷16	5/8	A502223/1642	1"-14	1"1/4	49	15,5	20	50
18-20	3/4	A502223/2021	1"3/16-12	1/2	45	17	16	32
18-20	3/4	A502223/2026	1"3/16-12	3/4	45	17	17	36
18-20	3/4	A502223/2033	1"3/16-12	1"	49,5	17	20	41
18-20	3/4	A502223/2042	1"3/16-12	1"1/4	51	17	20	50
22-25	7/8-1"	A502223/2521	1"7/16-12	1/2	47	17,5	16	38
22-25	7/8-1"	A502223/2526	1"7/16-12	3/4	46	17,5	17	38
22-25	7/8-1"	A502223/2533	1"7/16-12	1"	50	17,5	20	41
22-25	7/8-1"	A502223/2542	1"7/16-12	1"1/4	51,5	17,5	20	50
22-25	7/8-1"	A502223/2548	1"7/16-12	1"1/2	53,5	17,5	20	55
28÷32	1"1/4	A502223/3221	1"11/16-12	1/2	50	17,5	16	46
28÷32	1"1/4	A502223/3226	1"11/16-12	3/4	50,5	17,5	17	46
28÷32	1"1/4	A502223/3233	1"11/16-12	1"	51,5	17,5	20	46
28÷32	1"1/4	A502223/3242	1"11/16-12	1"1/4	51,5	17,5	20	50
28÷32	1"1/4	A502223/3248	1"11/16-12	1"1/2	53,5	17,5	20	55
35-38	1"1/2	A502223/3821	2"-12	1/2	52	17,5	16	55
35-38	1"1/2	A502223/3833	2"-12	1"	55	17,5	20	55
35-38	1"1/2	A502223/3842	2"-12	1"1/4	53	17,5	20	55
35-38	1"1/2	A502223/3848	2"-12	1"1/2	53,5	17,5	20	55

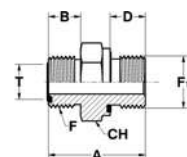


502146

T		RIFERIMENTO REFERENCE	F	F ₁	A	B	D	CH
MM.	IN.		UNF-UN	GAS CIL.BSPP				
6	1/4	A502146/0610	9/16-18	1/8	26	10	8	17
6	1/4	A502146/0613	9/16-18	1/4	30.5	10	12	19
8-10	5/16-3/8	A502146/1013	11/16-16	1/4	31.5	11	12	19
8-10	5/16-3/8	A502146/1017	11/16-16	3/8	33.5	11	12	22
8-10	5/16-3/8	A502146/1021	11/16-16	1/2	37	11	14	27
12	1/2	A502146/1217	13/16-16	3/8	34.5	13	12	22
12	1/2	A502146/1221	13/16-16	1/2	38.5	13	14	27
14÷16	5/8	A502146/1617	1"-14	3/8	43	15,5	12	27
14÷16	5/8	A502146/1621	1"-14	1/2	41	15,5	14	27
14÷16	5/8	A502146/1626	1"-14	3/4	44.5	15,5	16	32
18-20	3/4	A502146/2021	1" 3/16-12	1/2	44	17	14	32
18-20	3/4	A502146/2026	1" 3/16-12	3/4	46	17	16	32
18-20	3/4	A502146/2033	1" 3/16-12	1"	49.5	17	18	41
22-25	7/8-1"	A502146/2526	1" 7/16-12	3/4	52	17,5	16	38
22-25	7/8-1"	A502146/2533	1" 7/16-12	1"	50	17,5	18	41
22-25	7/8-1"	A502146/2542	1" 7/16-12	1" 1/4	53.5	17,5	20	50
28÷32	1" 1/4	A502146/3233	1" 11/16-12	1"	57	17,5	18	46
28÷32	1" 1/4	A502146/3242	1" 11/16-12	1" 1/4	54	17,5	20	50
28÷32	1" 1/4	A502146/3248	1" 11/16-12	1" 1/2	57.5	17,5	22	55
35-38	1" 1/2	A502146/3842	2"-12	1" 1/4	55.5	17,5	20	55
35-38	1" 1/2	A502146/3848	2"-12	1" 1/2	57.5	17,5	22	55
6	1/4	SA502146/0617	9/16-18	3/8	32	10	12	22
6	1/4	SA502146/0621	9/16-18	1/2	35.5	10	14	27
8-10	5/16-3/8	SA502146/1010	11/16-16	1/8	27.5	11	8	19
8-10	5/16-3/8	SA502146/1026	11/16-16	3/4	40.5	11	16	32
12	1/2	SA502146/1213	13/16-16	1/4	36.5	13	12	22
12	1/2	SA502146/1226	13/16-16	3/4	42	13	16	32
14÷16	5/8	SA502146/1633	1"-14	1"	48	15,5	18	41
18-20	3/4	SA502146/2042	1" 3/16-12	1" 1/4	53	17	20	50
18-20	3/4	SA502146/2048	1" 3/16-12	1" 1/2	57	17	22	55
22-25	7/8-1"	SA502146/2548	1" 7/16-12	1" 1/2	57.5	17,5	22	55
28÷32	1" 1/4	SA502146/3226	1" 11/16-12	3/4	50	17,5	16	46

Terminale dritto
ORFS - GAS cil. (BSPP)
con tenuta ad elastomero
per sedi ISO 1179
Connector male
ORFS - male BSPP
with elastomer seal
ISO 1179 ports

SEDI PAG.34 / PORTS PAG.34



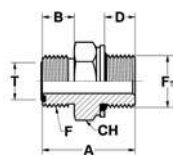
RACCORDI A TENUTA FRONTALE O.R.

CONNECTORS O-RING FACE SEAL

502036

Terminale diritto
ORFS - Metrico cil.
con O.R. e rondella
per sedi ISO 9974
Connector male
ORFS - male Metric
with O.R. and retaining ring
ISO 9974 ports

SEDI PAG.32 / PORTS PAG.32



T		RIFERIMENTO REFERENCE	F	F ₁	A	B	D	CH
MM.	IN.		UNF-UN	METRICO METRIC				
6	1/4	A502036/0610	9/16-18	10x1	27	10	8,5	17
6	1/4	A502036/0612	9/16-18	12x1,5	28,5	10	9,5	17
8-10	5/16-3/8	A502036/1014	11/16-16	14x1,5	32	11	9,5	19
8-10	5/16-3/8	A502036/1016	11/16-16	16x1,5	33,5	11	11	22
12	1/2	A502036/1218	13/16-16	18x1,5	38	13	12,5	24
12	1/2	A502036/1222	13/16-16	22x1,5	39,5	13	13,5	27
14÷16	5/8	A502036/1622	1"-14	22x1,5	42	15,5	13,5	27
14÷16	5/8	A502036/1627	1"-14	27x2	47	15,5	16,5	32
18-20	3/4	A502036/2027	1"3/16-12	27x2	48,5	17	16,5	32
18-20	3/4	A502036/2033	1"3/16-12	33x2	51,5	17	16,5	41
22-25	7/8-1"	A502036/2533	1"7/16-12	33x2	52	17,5	16,5	41
22-25	7/8-1"	A502036/2542	1"7/16-12	42x2	54,5	17,5	17	50
28÷32	1"1/4	A502036/3242	1"11/16-12	42x2	54,5	17,5	17	50
28÷32	1"1/4	A502036/3248	1"11/16-12	48x2	57	17,5	19,5	55
35-38	1"1/2	A502036/3848	2"-12	48x2	57	17,5	19,5	55
6	1/4	SA502036/0614	9/16-18	14x1,5	29,5	10	9,5	19
6	1/4	SA502036/0616	9/16-18	16x1,5	32,5	10	11	22
6	1/4	SA502036/0618	9/16-18	18x1,5	35	10	12,5	24
8-10	5/16-3/8	SA502036/1010	11/16-16	10x1	29	11	8,5	19
8-10	5/16-3/8	SA502036/1012	11/16-16	12x1,5	32	11	9,5	19
8-10	5/16-3/8	SA502036/1018	11/16-16	18x1,5	36	11	12,5	24
8-10	5/16-3/8	SA502036/1022	11/16-16	22x1,5	37,5	11	13,5	27
8-10	5/16-3/8	SA502036/1027	11/16-16	27x2	42,5	11	16,5	32
12	1/2	SA502036/1210	13/16-16	10x1	33,5	13	8,5	22
12	1/2	SA502036/1214	13/16-16	14x1,5	35	13	9,5	22
12	1/2	SA502036/1216	13/16-16	16x1,5	36,5	13	11	22
12	1/2	SA502036/1220	13/16-16	20x1,5	38	13	12,5	27
12	1/2	SA502036/1226	13/16-16	26x1,5	41	13	14	36
12	1/2	SA502036/1227	13/16-16	27x2	44,5	13	16,5	32
14÷16	5/8	SA502036/1614	1"-14	14x1,5	38	15,5	9,5	27
14÷16	5/8	SA502036/1616	1"-14	16x1,5	38,5	15,5	11	27
14÷16	5/8	SA502036/1618	1"-14	18x1,5	41	15,5	12,5	27
14÷16	5/8	SA502036/1626	1"-14	26x1,5	43	15,5	14	36
14÷16	5/8	SA502036/1630	1"-14	30x1,5	45	15,5	15	41
18-20	3/4	SA502036/2018	1"3/16-12	18x1,5	44	17	12,5	32
18-20	3/4	SA502036/2022	1"3/16-12	22x1,5	45	17	13,5	32
18-20	3/4	SA502036/2026	1"3/16-12	26x1,5	44,5	17	14	36
18-20	3/4	SA502036/2030	1"3/16-12	30x1,5	46	17	15	41
18-20	3/4	SA502036/2042	1"3/16-12	42x2	54	17	17	50
22-25	7/8-1"	SA502036/2518	1"7/16-12	18x1,5	48,5	17,5	12,5	41
22-25	7/8-1"	SA502036/2522	1"7/16-12	22x1,5	48,5	17,5	13,5	41
22-25	7/8-1"	SA502036/2526	1"7/16-12	26x1,5	46	17,5	14	41
22-25	7/8-1"	SA502036/2527	1"7/16-12	27x2	52	17,5	16,5	41
22-25	7/8-1"	SA502036/2530	1"7/16-12	30x1,5	47	17,5	15	41
28÷32	1"1/4	SA502036/3227	1"11/16-12	27x2	54	17,5	16,5	46
28÷32	1"1/4	SA502036/3233	1"11/16-12	33x2	54	17,5	16,5	46
35-38	1"1/2	SA502036/3842	2"-12	42x2	54,5	17,5	17	55

FOR S.P.A. - NORME E DIMENSIONI SOGGETTE A MODIFICHE SENZA PREAVVISO.
FOR S.P.A. - DESIGN DETAILS AND SPECIFICATIONS SUBJECT TO CHANGE WITHOUT PRIOR NOTICE.



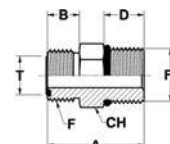
RACCORDI A TENUTA FRONTALE O.R.

CONNECTORS O-RING FACE SEAL

502058

T		RIFERIMENTO REFERENCE	F	F ₁	A	B	D	CH
MM.	IN.		UNF-UN	METRICO METRIC				
6	1/4	A502058/0610	9/16-18	10x1	27	10	9,5	17
6	1/4	A502058/0612	9/16-18	12x1,5	28,5	10	11	17
8-10	5/16-3/8	A502058/1014	11/16-16	14x1,5	32	11	11	19
8-10	5/16-3/8	A502058/1016	11/16-16	16x1,5	33,5	11	12,5	22
12	1/2	A502058/1218	13/16-16	18x1,5	38	13	14	24
12	1/2	A502058/1222	13/16-16	22x1,5	39,5	13	15	27
14÷16	5/8	A502058/1622	1"-14	22x1,5	42	15,5	15	27
14÷16	5/8	A502058/1627	1"-14	27x2	47	15,5	18,5	32
18-20	3/4	A502058/2027	1"3/16-12	27x2	48,5	17	18,5	32
18-20	3/4	A502058/2033	1"3/16-12	33x2	51,5	17	18,5	41
22-25	7/8-1"	A502058/2533	1"7/16-12	33x2	52	17,5	18,5	41
22-25	7/8-1"	A502058/2542	1"7/16-12	42x2	54,5	17,5	19	50
28÷32	1"1/4	A502058/3242	1"11/16-12	42x2	54,5	17,5	19	50
28÷32	1"1/4	A502058/3248	1"11/16-12	48x2	57	17,5	21,5	55
35-38	1"1/2	A502058/3848	2"-12	48x2	57	17,5	21,5	55
6	1/4	SA502058/0614	9/16-18	14x1,5	29,5	10	11	19
6	1/4	SA502058/0616	9/16-18	16x1,5	32,5	10	12,5	22
6	1/4	SA502058/0618	9/16-18	18x1,5	35	10	14	24
8-10	5/16-3/8	SA502058/1010	11/16-16	10x1	30,5	11	9,5	19
8-10	5/16-3/8	SA502058/1012	11/16-16	12x1,5	32	11	11	19
8-10	5/16-3/8	SA502058/1018	11/16-16	18x1,5	36	11	14	24
8-10	5/16-3/8	SA502058/1022	11/16-16	22x1,5	37,5	11	15	27
8-10	5/16-3/8	SA502058/1027	11/16-16	27x2	42,5	11	18,5	32
12	1/2	SA502058/1210	13/16-16	10x1	33,5	13	9,5	22
12	1/2	SA502058/1214	13/16-16	14x1,5	35	13	11	22
12	1/2	SA502058/1216	13/16-16	16x1,5	36,5	13	12,5	22
12	1/2	SA502058/1227	13/16-16	27x2	44,5	13	18,5	32
14÷16	5/8	SA502058/1614	1"-14	14x1,5	38	15,5	11	27
14÷16	5/8	SA502058/1616	1"-14	16x1,5	39,5	15,5	12,5	27
14÷16	5/8	SA502058/1618	1"-14	18x1,5	41	15,5	14	27
18-20	3/4	SA502058/2018	1"3/16-12	18x1,5	44	17	14	32
18-20	3/4	SA502058/2022	1"3/16-12	22x1,5	45	17	15	32
18-20	3/4	SA502058/2042	1"3/16-12	42x2	54	17	19	50
22-25	7/8-1"	SA502058/2518	1"7/16-12	18x1,5	47,5	17,5	14	41
22-25	7/8-1"	SA502058/2522	1"7/16-12	22x1,5	48,5	17,5	15	41
22-25	7/8-1"	SA502058/2527	1"7/16-12	27x2	52	17,5	18,5	41
28÷32	1"1/4	SA502058/3227	1"11/16-12	27x2	54	17,5	18,5	46
28÷32	1"1/4	SA502058/3233	1"11/16-12	33x2	54	17,5	18,5	46
35-38	1"1/2	SA502058/3842	2"-12	42x2	54,5	17,5	19	55

Terminale dritto
ORFS - Metrico cil.
con O.R. per sedi ISO 6149
Connector male
ORFS - male Metric
with O.R. ISO 6149 ports
SEDI PAG.30 / PORTS PAG.30



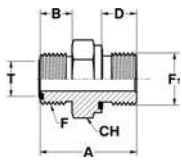
RACCORDI A TENUTA FRONTALE O.R.

CONNECTORS O-RING FACE SEAL

502157

Terminale diritto
ORFS - Metrico cil.
con tenuta ad elastomero
per sedi ISO 9974
Connector male
ORFS - male Metric
with elastomer seal
ISO 9974 ports

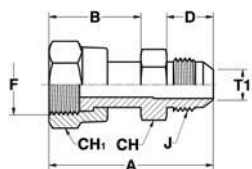
SEDI PAG.34 / PORTS PAG.34



T		RIFERIMENTO REFERENCE	F	F ₁	A	B	D	CH
MM.	IN.		UNF-UN	METRICO METRIC				
6	1/4	A502157/0610	9/16-18	10x1	26	10	8	17
6	1/4	A502157/0612	9/16-18	12x1,5	30	10	12	17
8-10	5/16-3/8	A502157/1014	11/16-16	14x1,5	32	11	12	19
8-10	5/16-3/8	A502157/1016	11/16-16	16x1,5	32	11	12	22
12	1/2	A502157/1218	13/16-16	18x1,5	34,5	13	12	24
12	1/2	A502157/1222	13/16-16	22x1,5	38,5	13	14	27
14÷16	5/8	A502157/1622	1"-14	22x1,5	41	15,5	14	27
14÷16	5/8	A502157/1627	1"-14	27x2	44,5	15,5	16	32
18-20	3/4	A502157/2026	1"3/16-12	26x1,5	46	17	16	32
18-20	3/4	A502157/2027	1"3/16-12	27x2	46	17	16	32
18-20	3/4	A502157/2033	1"3/16-12	33x2	49,5	17	18	41
22-25	7/8-1"	A502157/2533	1"7/16-12	33x2	50	17,5	18	41
22-25	7/8-1"	A502157/2542	1"7/16-12	42x2	53,5	17,5	20	50
28÷32	1"1/4	A502157/3233	1"11/16-12	33x2	52	17,5	18	46
28÷32	1"1/4	A502157/3242	1"11/16-12	42x2	54	17,5	20	50
28÷32	1"1/4	A502157/3248	1"11/16-12	48x2	57,5	17,5	22	55
35-38	1"1/2	A502157/3848	2"-12	48x2	57,5	17,5	22	55
6	1/4	SA502157/0614	9/16-18	14x1,5	30,5	10	12	19
8-10	5/16-3/8	SA502157/1012	11/16-16	12x1,5	32	11	12	19
8-10	5/16-3/8	SA502157/1018	11/16-16	18x1,5	33	11	12	24
8-10	5/16-3/8	SA502157/1022	11/16-16	22x1,5	37	11	14	27
12	1/2	SA502157/1214	13/16-16	14x1,5	34,5	13	12	22
12	1/2	SA502157/1216	13/16-16	16x1,5	34,5	13	12	22
14÷16	5/8	SA502157/1618	1"-14	18x1,5	39	15,5	12	27
18-20	3/4	SA502157/2018	1"3/16-12	18x1,5	42	17	12	32
18-20	3/4	SA502157/2022	1"3/16-12	22x1,5	44	17	14	32
22-25	7/8-1"	SA502157/2527	1"7/16-12	27x2	48	17,5	16	38

502113

Giunzione femmina
ORFS - maschio JIC
Connector swivel nut
ORFS - male JIC



T		RIFERIMENTO REFERENCE	F	J	A	B	D	CH	CH ₁
MM.	IN.		UNF-UN	UNF-UN					
6	1/4	A502113/0606	9/16-18	7/16-20	46	23,5	14	16	17
8-10	5/16-3/8	A502113/1010	11/16-16	9/16-18	51	28,5	14	16	22
12	1/2	A502113/1212	13/16-16	3/4-16	59	33	17	22	24
14÷16	5/8	A502113/1616	1"-14	7/8-14	68,5	37,5	19,5	24	30
18-20	3/4	A502113/2020	1"3/16-12	1"1/16-12	76,5	41,5	22	30	36
22-25	7/8-1"	A502113/2525	1"7/16-12	1"5/16-12	80	43,5	23	38	41
28÷32	1"1/4	A502113/3232	1"11/16-12	1"5/8-12	83	44	24,5	46	50
35-38	1"1/2	A502113/3838	2"-12	1"7/8-12	87,5	44	27,5	55	57
6	1/4	SA502113/0610	9/16-18	9/16-18	47,5	23,5	14	17	17
12	1/2	SA502113/1208	13/16-16	1/2-20	56	33	14	22	24
12	1/2	SA502113/1216	13/16-16	7/8-14	64	33	19,5	24	24



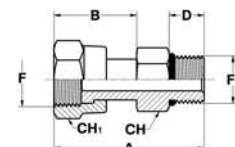
RACCORDI A TENUTA FRONTALE O.R.

CONNECTORS O-RING FACE SEAL

502135

T		RIFERIMENTO REFERENCE	F	F ₁	A	B	D	CH	CH ₁
MM.	IN.		UNF-UN	UNF-UN					
6	1/4	A502135/0611	9/16-18	7/16-20	45	23,5	11	16	17
8-10	5/16-3/8	A502135/1014	11/16-16	9/16-18	50	28	12	19	22
12	1/2	A502135/1219	13/16-16	3/4-16	60	33	14	22	24
14÷16	5/8	A502135/1622	1"-14	7/8-14	67	37,5	16	27	30
18-20	3/4	A502135/2027	1"3/16-12	1"1/16-12	74,5	41,5	18,5	32	36
22-25	7/8-1"	A502135/2533	1"7/16-12	1"5/16-12	82	43,5	18,5	38	41
28÷32	1"1/4	A502135/3241	1"11/16-12	1"5/8-12	82,5	44	18,5	48	50
35-38	1"1/2	A502135/3848	2"-12	1"7/8-12	82	44	18,5	55	60
6	1/4	SA502135/0614	9/16-18	9/16-18	45	23,5	12	19	17
8-10	5/16-3/8	SA502135/1011	11/16-16	7/16-20	49	28	11	16	22
8-10	5/16-3/8	SA502135/1019	11/16-16	3/4-16	55	28	14	22	22
12	1/2	SA502135/1214	13/16-16	9/16-18	58	33	12	22	24
12	1/2	SA502135/1222	13/16-16	7/8-14	62	33	16	27	24
14÷16	5/8	SA502135/1619	1"-14	3/4-16	65	37,5	14	24	30
14÷16	5/8	SA502135/1627	1"-14	1"1/16-12	69,5	37,5	18,5	32	30
18-20	3/4	SA502135/2022	1"3/16-12	7/8-14	71	41,5	16	30	36
18-20	3/4	SA502135/2033	1"3/16-12	1"5/16-12	73,5	41,5	18,5	38	36
22-25	7/8-1"	SA502135/2527	1"7/16-12	1"1/16-12	82	43,5	18,5	35	41
22-25	7/8-1"	SA502135/2541	1"7/16-12	1"5/8-12	82	43,5	18,5	48	41

Terminale diritto femmina
ORFS - maschio SAE UNF-UN
per sedi ISO 11926
Connector swivel nut
ORFS - male SAE UNF-UN
with O.R. ISO 11926 ports
SEDI PAG.30 / PORTS PAG.30



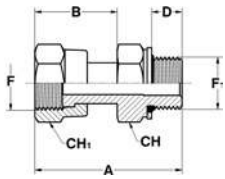
RACCORDI A TENUTA FRONTALE O.R.

CONNECTORS O-RING FACE SEAL

502180

Terminale diritto femmina
ORFS - GAS cil. (BSPP)
con O.R. e rondella
per sedi ISO 1179
Connector swivel nut
ORFS - male BSPP
with O.R. and retaining ring
ISO 1179 ports

SEDI PAG.32 / PORTS PAG.32



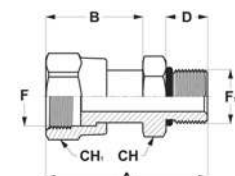
T		RIFERIMENTO REFERENCE	F	F ₁	A	B	D	CH	CH ₁
MM.	IN.		UNF-UN	GAS CIL.BSPP					
6	1/4	A502180/0610	9/16-18	1/8	39	23,5	7	17	17
6	1/4	A502180/0613	9/16-18	1/4	43,5	23,5	10	19	17
6	1/4	A502180/0617	9/16-18	3/8	45,5	23,5	10	24	17
8-10	5/16-3/8	A502180/1013	11/16-16	1/4	48,5	28	10	19	22
8-10	5/16-3/8	A502180/1017	11/16-16	3/8	50	28	10	24	22
8-10	5/16-3/8	A502180/1021	11/16-16	1/2	53	28	12	27	22
12	1/2	A502180/1213	13/16-16	1/4	54,5	33	10	22	24
12	1/2	A502180/1217	13/16-16	3/8	55	33	10	24	24
12	1/2	A502180/1221	13/16-16	1/2	59	33	12	27	24
14÷16	5/8	A502180/1617	1"-14	3/8	59,5	37,5	10	24	30
14÷16	5/8	A502180/1621	1"-14	1/2	61,5	37,5	12	27	30
14÷16	5/8	A502180/1626	1"-14	3/4	66	37,5	14	36	30
18-20	3/4	A502180/2021	1"3/16-12	1/2	67,5	41,5	12	30	36
18-20	3/4	A502180/2026	1"3/16-12	3/4	68,5	41,5	14	36	36
18-20	3/4	A502180/2033	1"3/16-12	1"	73,5	41,5	15,5	41	36
22-25	7/8-1"	A502180/2526	1"7/16-12	3/4	72	43,5	14	36	41
22-25	7/8-1"	A502180/2533	1"7/16-12	1"	74	43,5	15,5	41	41
22-25	7/8-1"	A502180/2542	1"7/16-12	1"1/4	78,5	43,5	17,5	50	41
28÷32	1"1/4	A502180/3233	1"11/16-12	1"	76	44	15,5	41	50
28÷32	1"1/4	A502180/3242	1"11/16-12	1"1/4	79	44	17,5	50	50
28÷32	1"1/4	A502180/3248	1"11/16-12	1"1/2	82	44	19,5	60	50
35-38	1"1/2	A502180/3848	2"-12	1"1/2	82	44	19,5	60	57
12	1/2	SA502180/1226	13/16-16	3/4	61	33	14	36	24
14÷16	5/8	SA502180/1623	1"-14	5/8	63,5	37,5	12	30	30
22-25	7/8-1"	SA502180/2521	1"7/16-12	1/2	70	43,5	12	36	41
35-38	1"1/2	SA502180/3842	2"-12	1"1/4	80	44	17,5	50	57



T		RIFERIMENTO REFERENCE	F	F ₁	A	B	D	CH	CH ₁
MM.	IN.		UNF-UN	GAS CIL.-JIS					
6	1/4	A502234/0610	9/16-18	1/8	39	23,5	9	17	17
6	1/4	A502234/0613	9/16-18	1/4	43,5	23,5	12	19	17
6	1/4	A502234/0617	9/16-18	3/8	45,5	23,5	12	22	17
8-10	5/16-3/8	A502234/1013	11/16-16	1/4	48,5	28	12	19	22
8-10	5/16-3/8	A502234/1017	11/16-16	3/8	50	28	12	22	22
8-10	5/16-3/8	A502234/1021	11/16-16	1/2	54,5	28	16	27	22
12	1/2	A502234/1213	13/16-16	1/4	54,5	33	12	22	24
12	1/2	A502234/1217	13/16-16	3/8	55	33	12	22	24
12	1/2	A502234/1221	13/16-16	1/2	61	33	16	27	24
14÷16	5/8	A502234/1617	1"-14	3/8	59,5	37,5	12	24	30
14÷16	5/8	A502234/1621	1"-14	1/2	63,5	37,5	16	27	30
14÷16	5/8	A502234/1626	1"-14	3/4	67	37,5	17	36	30
18-20	3/4	A502234/2021	1"3/16-12	1/2	69,5	41,5	16	30	36
18-20	3/4	A502234/2026	1"3/16-12	3/4	69,5	41,5	17	36	36
18-20	3/4	A502234/2033	1"3/16-12	1"	75,5	41,5	20	41	36
22-25	7/8-1"	A502234/2526	1"7/16-12	3/4	73	43,5	17	36	41
22-25	7/8-1"	A502234/2533	1"7/16-12	1"	76	43,5	20	41	41
22-25	7/8-1"	A502234/2542	1"7/16-12	1"1/4	78,5	43,5	20	50	41
28÷32	1"1/4	A502234/3233	1"11/16-12	1"	78	44	20	41	50
28÷32	1"1/4	A502234/3242	1"11/16-12	1"1/4	79	44	20	50	50
28÷32	1"1/4	A502234/3248	1"11/16-12	1"1/2	82	44	20	55	50
35-38	1"1/2	A502234/3848	2"-12	1"1/2	82	44	20	55	57

502234

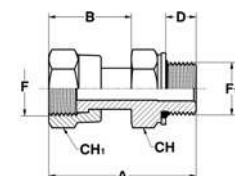
Terminale diritto femmina
ORFS - GAS cil. (JIS)
con O.R. per sedi JIS 2351
Connector swivel nut
ORFS - male JIS
with O.R. JIS 2351 ports
SEDI PAG.31 / PORTS PAG.31



T		RIFERIMENTO REFERENCE	F	F ₁	A	B	D	CH	CH ₁
MM.	IN.		UNF-UN	METRICO METRIC					
6	1/4	A502201/0610	9/16-18	10x1	45	23,5	8,5	17	17
6	1/4	A502201/0612	9/16-18	12x1,5	46,5	23,5	9,5	17	17
8-10	5/16-3/8	A502201/1014	11/16-16	14x1,5	49,5	28	9,5	19	22
8-10	5/16-3/8	A502201/1016	11/16-16	16x1,5	50,5	28	11	22	22
12	1/2	A502201/1218	13/16-16	18x1,5	60	33	12,5	24	24
12	1/2	A502201/1222	13/16-16	22x1,5	61	33	13,5	27	24
14÷16	5/8	A502201/1622	1"-14	22x1,5	66,5	37,5	13,5	27	30
14÷16	5/8	A502201/1627	1"-14	27x2	70	37,5	16,5	32	30
18-20	3/4	A502201/2027	1"3/16-12	27x2	75,5	41,5	16,5	32	36
18-20	3/4	A502201/2033	1"3/16-12	33x2	80	41,5	16,5	41	36
22-25	7/8-1"	A502201/2533	1"7/16-12	33x2	83	43,5	16,5	41	41
22-25	7/8-1"	A502201/2542	1"7/16-12	42x2	83	43,5	17	50	41
28÷32	1"1/4	A502201/3242	1"11/16-12	42x2	83,5	44	17	50	50
28÷32	1"1/4	A502201/3248	1"11/16-12	48x2	86	44	19,5	55	50
35-38	1"1/2	A502201/3848	2"-12	48x2	86	44	19,5	55	57

502201

Terminale diritto femmina
ORFS - Metrico cil.
con O.R. e rondella
per sedi ISO 9974
Connector swivel nut
ORFS - male Metric
with O.R. and retaining ring
ISO 9974 ports
SEDI PAG.32 / PORTS PAG.32



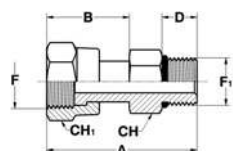
RACCORDI A TENUTA FRONTALE O.R.

CONNECTORS O-RING FACE SEAL

502191

Terminale diritto femmina
ORFS - Metrico cil.
con O.R. per sedi ISO 6149
Connector swivel nut
ORFS - male Metric
with O.R. ISO 6149 ports

SEDI PAG.32 / PORTS PAG.32

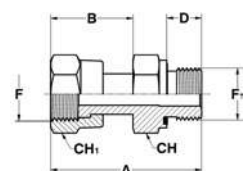


T		RIFERIMENTO REFERENCE	F	F ₁	A	B	D	CH	CH ₁
MM.	IN.		UNF-UN	METRICO METRIC					
6	1/4	A502191/0610	9/16-18	10x1	45	23,5	9,5	17	17
6	1/4	A502191/0612	9/16-18	12x1,5	46,5	23,5	11	17	17
8-10	5/16-3/8	A502191/1014	11/16-16	14x1,5	49,5	28	11	19	22
8-10	5/16-3/8	A502191/1016	11/16-16	16x1,5	50,5	28	12,5	22	22
12	1/2	A502191/1218	13/16-16	18x1,5	60	33	14	24	24
12	1/2	A502191/1222	13/16-16	22x1,5	61	33	15	27	24
14÷16	5/8	A502191/1622	1"-14	22x1,5	66,5	37,5	15	27	30
14÷16	5/8	A502191/1627	1"-14	27x2	70	37,5	18,5	32	30
18-20	3/4	A502191/2027	1"3/16-12	27x2	75,5	41,5	18,5	32	36
18-20	3/4	A502191/2033	1"3/16-12	33x2	80	41,5	18,5	41	36
22-25	7/8-1"	A502191/2533	1"7/16-12	33x2	83	43,5	18,5	41	41
22-25	7/8-1"	A502191/2542	1"7/16-12	42x2	83	43,5	19	50	41
28÷32	1"1/4	A502191/3242	1"11/16-12	42x2	83,5	44	19	50	50
28÷32	1"1/4	A502191/3248	1"11/16-12	48x2	86	44	21,5	55	50
35-38	1"1/2	A502191/3848	2"-12	48x2	86	44	21,5	55	57

502168

Terminale diritto femmina
ORFS - maschio GAS cil. (BSPP)
con tenuta ad elastomero
per sedi ISO 1179
Connector swivel nut
ORFS - male BSPP
with elastomer seal
ISO 1179 ports

SEDI PAG.34 / PORTS PAG.34



T		RIFERIMENTO REFERENCE	F	F ₁	A	B	D	CH	CH ₁
MM.	IN.		UNF-UN	GAS CIL.BSPP					
6	1/4	A502168/0610	9/16-18	1/8	42	23,5	8	14	17
6	1/4	A502168/0613	9/16-18	1/4	46	23,5	12	19	17
8-10	5/16-3/8	A502168/1013	11/16-16	1/4	49,5	28	12	19	22
8-10	5/16-3/8	A502168/1017	11/16-16	3/8	49,5	28	12	22	22
8-10	5/16-3/8	A502168/1021	11/16-16	1/2	54	28	14	27	22
12	1/2	A502168/1217	13/16-16	3/8	58,5	33	12	22	24
12	1/2	A502168/1221	13/16-16	1/2	60,5	33	14	27	24
14÷16	5/8	A502168/1617	1"-14	3/8	63	37,5	12	24	30
14÷16	5/8	A502168/1621	1"-14	1/2	65,5	37,5	14	27	30
14÷16	5/8	A502168/1626	1"-14	3/4	67,5	37,5	16	32	30
18-20	3/4	A502168/2026	1"3/16-12	3/4	71,5	41,5	16	32	36
18-20	3/4	A502168/2033	1"3/16-12	1"	79,5	41,5	18	41	36
22-25	7/8-1"	A502168/2526	1"7/16-12	3/4	80	43,5	16	36	41
22-25	7/8-1"	A502168/2533	1"7/16-12	1"	82	43,5	18	41	41
22-25	7/8-1"	A502168/2542	1"7/16-12	1"1/4	84	43,5	20	50	41
28÷32	1"1/4	A502168/3233	1"11/16-12	1"	84	44	18	41	50
28÷32	1"1/4	A502168/3242	1"11/16-12	1"1/4	84	44	20	50	50
28÷32	1"1/4	A502168/3248	1"11/16-12	1"1/2	86	44	22	55	50
35-38	1"1/2	A502168/3848	2"-12	1"1/2	86	44	22	55	57
6	1/4	SA502168/0617	9/16-18	3/8	45	23,5	12	22	17
12	1/2	SA502168/1213	13/16-16	1/4	56	33	12	22	24
22-25	7/8-1"	SA502168/2521	1"7/16-12	1/2	78	43,5	14	36	41

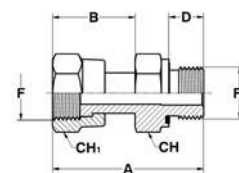


T		RIFERIMENTO REFERENCE	F	F ₁	A	B	D	CH	CH ₁
MM.	IN.		UNF-UN	METRICO METRIC					
6	1/4	A502179/0610	9/16-18	10x1	42	23,5	8	17	17
6	1/4	A502179/0612	9/16-18	12x1,5	46	23,5	12	17	17
8-10	5/16-3/8	A502179/1014	11/16-16	14x1,5	49,5	28	12	19	22
8-10	5/16-3/8	A502179/1016	11/16-16	16x1,5	49,5	28	12	22	22
12	1/2	A502179/1216	13/16-16	16x1,5	58,5	33	12	22	24
12	1/2	A502179/1218	13/16-16	18x1,5	58,5	33	12	24	24
12	1/2	A502179/1222	13/16-16	22x1,5	60,5	33	14	27	24
14÷16	5/8	A502179/1622	1"-14	22x1,5	65,5	37,5	14	27	30
14÷16	5/8	A502179/1627	1"-14	27x2	66,5	37,5	16	32	30
18-20	3/4	A502179/2027	1"3/16-12	27x2	70,5	41,5	16	32	36
18-20	3/4	A502179/2033	1"3/16-12	33x2	79,5	41,5	18	41	36
22-25	7/8-1"	A502179/2533	1"7/16-12	33x2	82	43,5	18	41	41
22-25	7/8-1"	A502179/2542	1"7/16-12	33x2	84	43,5	20	50	41
28÷32	1"1/4	A502179/3242	1"11/16-12	42x2	84	44	20	50	50
28÷32	1"1/4	A502179/3248	1"11/16-12	48x2	86	44	22	55	50
35-38	1"1/2	A502179/3848	2"-12	48x2	86	44	22	55	57
8-10	5/16-3/8	SA502179/1018	11/16-16	18x1,5	50,5	28	12	24	22

502179

Terminale diritto femmina
ORFS - maschio Metrico cil.
con tenuta ad elastomero
per sedi ISO 9974
Connector swivel nut
ORFS - male Metric
with elastomer seal
ISO 9974 ports

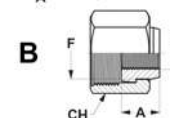
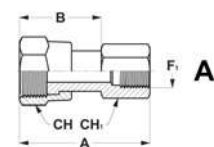
SEDI PAG.34 / PORTS PAG.34



T		RIFERIMENTO REFERENCE	F	F ₁	A	B	CH	CH ₁	FORMA SHAPE
MM.	IN.		UNF-UN	GAS CIL.BSPP					
6	1/4	A502212/0610	9/16-18	1/8	29	15,5	17	14	A
6	1/4	A502212/0613	9/16-18	1/4	38	15,5	17	19	A
8-10	5/16-3/8	A502212/1013	11/16-16	1/4	38	18,5	22	19	A
12	1/2	A502212/1213	13/16-16	1/4	41,5	22	24	19	A
14÷16	5/8	A502212/1613	1"-14	1/4	15,5	-	30	-	B
18-20	3/4	A502212/2013	1"3/16-12	1/4	14	-	36	-	B
22-25	7/8-1"	A502212/2513	1"7/16-12	1/4	15,5	-	41	-	B
28÷32	1"1/4	A502212/3213	1"11/16-12	1/4	14	-	50	-	B

502212

Terminale diritto femmina
ORFS - femmina BSPP
per presa di pressione
Straight connector swivel nut
ORFS - pressure test port BSPP

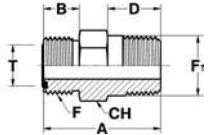


RACCORDI A TENUTA FRONTALE O.R.

CONNECTORS O-RING FACE SEAL

502092

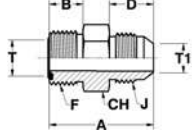
Terminale maschio
ORFS - NPTF
per sedi SAE 476
Connector male
ORFS - male NPTF
taper SAE 476 ports
SEDI PAG.35 / PORTS PAG.35



T		RIFERIMENTO REFERENCE	F	F ₁	A	B	D	CH
MM.	IN.		UNF-UN	NPTF				
6	1/4	A502092/0610	9/16-18	1/8	27.5	10	10	16
6	1/4	A502092/0613	9/16-18	1/4	32.5	10	14,5	16
6	1/4	A502092/0617	9/16-18	3/8	34	10	14,5	19
8-10	5/16-3/8	A502092/1013	11/16-16	1/4	35	11	14,5	19
8-10	5/16-3/8	A502092/1017	11/16-16	3/8	35	11	14,5	19
8-10	5/16-3/8	A502092/1021	11/16-16	1/2	40	11	19	22
12	1/2	A502092/1217	13/16-16	3/8	37.5	13	14,5	22
12	1/2	A502092/1221	13/16-16	1/2	42	13	19	22
12	1/2	A502092/1226	13/16-16	3/4	43	13	19	27
14÷16	5/8	A502092/1621	1"-14	1/2	45.5	15,5	19	27
14÷16	5/8	A502092/1626	1"-14	3/4	45.5	15,5	19	27
18-20	3/4	A502092/2021	1"3/16-12	1/2	49	17	19	32
18-20	3/4	A502092/2026	1"3/16-12	3/4	49	17	19	32
18-20	3/4	A502092/2033	1"3/16-12	1"	55	17	24	35
22-25	7/8-1"	A502092/2526	1"7/16-12	3/4	49.5	17,5	19	38
22-25	7/8-1"	A502092/2533	1"7/16-12	1"	55.5	17,5	24	38
28÷32	1"1/4	A502092/3242	1"11/16-12	1"1/4	58	17,5	24,5	46
35-38	1"1/2	A502092/3848	2"-12	1"1/2	61	17,5	25,5	55
8-10	5/16-3/8	SA502092/1010	11/16-16	1/8	29	11	10	19
14÷16	5/8	SA502092/1617	1"-14	3/8	40	15,5	14,5	27
22-25	7/8-1"	SA502092/2542	1"7/16-12	1"1/4	58	17,5	24,5	46
28÷32	1"1/4	SA502092/3233	1"11/16-12	1"	57.5	17,5	24	46
28÷32	1"1/4	SA502092/3260	1"11/16-12	2"	62	17,5	26	65
35-38	1"1/2	SA502092/3860	2"-12	2"	62	17,5	26	65

502102

Giunzione diretta
ORFS - JIC
Union male
ORFS - male JIC



T		RIFERIMENTO REFERENCE	F	J	A	B	D	CH
MM.	IN.		UNF-UN	UNF-UN				
6	1/4	A502102/0606	9/16-18	7/16-20	31.5	10	14	16
8-10	5/16-3/8	A502102/1010	11/16-16	9/16-18	34	11	14	19
12	1/2	A502102/1212	13/16-16	3/4-16	39.5	13	17	22
14÷16	5/8	A502102/1616	1"-14	7/8-14	46.5	15,5	19,5	27
18-20	3/4	A502102/2020	1"3/16-12	1"1/16-12	52	17	22	32
22-25	7/8-1"	A502102/2525	1"7/16-12	1"5/16-12	54.5	17,5	23	38
28÷32	1"1/4	A502102/3232	1"11/16-12	1"5/8-12	58	17,5	24,5	46
35-38	1"1/2	A502102/3838	2"-12	1"7/8-12	63	17,5	27,5	55
8-10	5/16-3/8	SA502102/1012	11/16-16	3/4-16	38	11	17	22
12	1/2	SA502102/1210	13/16-16	9/16-18	37	13	14	22
12	1/2	SA502102/1216	13/16-16	7/8-14	42.5	16	19,5	24
14÷16	5/8	SA502102/1610	1"-14	9/16-18	40	15,5	14	27
14÷16	5/8	SA502102/1612	1"-14	3/4-16	43.5	15,5	17	27
18-20	3/4	SA502102/2016	1"3/16-12	7/8-14	49.5	17	19,5	32
18-20	3/4	SA502102/2025	1"3/16-12	1"5/16-12	54	17	23	38
22-25	7/8-1"	SA502102/2516	1"7/16-12	7/8-14	51	17,5	19,5	38
22-25	7/8-1"	SA502102/2520	1"7/16-12	1"1/16-12	53	17,5	22	38



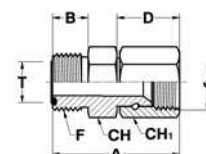
RACCORDI A TENUTA FRONTALE O.R.

CONNECTORS O-RING FACE SEAL

T		RIFERIMENTO REFERENCE	F	J	A	B	D	CH	CH ₁
MM.	IN.		UNF-UN	UNF-UN					
6	1/4	A502124/0606	9/16-18	7/16-20	36,5	10	18,5	16	14
8-10	5/16-3/8	A502124/1010	11/16-16	9/16-18	41	11	21,5	19	17
12	1/2	A502124/1212	13/16-16	3/4-16	46,5	13	23	22	22
14÷16	5/8	A502124/1616	1"-14	7/8-14	53	15,5	26	27	27
18-20	3/4	A502124/2020	1" 3/16-12	1" 1/16-12	57,5	17	27,5	32	32
22-25	7/8-1"	A502124/2525	1" 7/16-12	1" 5/16-12	60,5	17,5	30	38	38
28÷32	1" 1/4	A502124/3232	1" 11/16-12	1" 5/8-12	65,5	17,5	32,5	46	50
35-38	1" 1/2	A502124/3838	2"-12	1" 7/8-12	71,5	17,5	38	55	57
8-10	5/16-3/8	SA502124/1012	11/16-16	3/4-16	42,5	11	23	19	22
12	1/2	SA502124/1216	13/16-16	7/8-14	49	13	26	22	27
14÷16	5/8	SA502124/1620	1"-14	1" 1/16-12	56	15,5	27,5	27	32
18-20	3/4	SA502124/2016	1" 3/16-12	7/8-14	56	17	26	32	27

502124

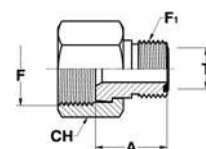
Giunzione maschio
ORFS - femmina JIC
Connector male
ORFS - swivel nut JIC



T		RIFERIMENTO REFERENCE	F	F ₁	A	CH
MM.	IN.		UNF-UN	UNF-UN		
12	1/2	A502069/1206	13/16-16	9/16-18	22	24
14÷16	5/8	A502069/1606	1"-14	9/16-18	23	30
14÷16	5/8	A502069/1610	1"-14	11/16-16	24,5	30
14÷16	5/8	A502069/1612	1"-14	13/16-16	26	30
18-20	3/4	A502069/2010	1" 3/16-12	11/16-16	27	36
18-20	3/4	A502069/2012	1" 3/16-12	13/16-16	28	36
22-25	7/8-1"	A502069/2512	1" 7/16-12	13/16-16	29,5	41
22-25	7/8-1"	A502069/2516	1" 7/16-12	1"-14	32	41
28÷32	1" 1/4	A502069/3220	1" 11/16-12	1" 3/16-12	34	50
35-38	1" 1/2	A502069/3825	2"-12	1" 7/16-12	34	57
35-38	1" 1/2	A502069/3832	2"-12	1" 11/16-12	34	57
8-10	5/16-3/8	SA502069/1006	11/16-16	9/16-18	19,5	22
12	1/2	SA502069/1210	13/16-16	11/16-16	22,5	24
18-20	3/4	SA502069/2006	1" 3/16-12	9/16-18	25	36
18-20	3/4	SA502069/2016	1" 3/16-12	1"-14	43	36
18-20	3/4	SA502069/2020	1" 3/16-12	1" 3/16-12	44	36
22-25	7/8-1"	SA502069/2506	1" 7/16-12	9/16-18	27	41
22-25	7/8-1"	SA502069/2510	1" 7/16-12	11/16-16	28	41
22-25	7/8-1"	SA502069/2520	1" 7/16-12	1" 3/16-12	34	41
28÷32	1" 1/4	SA502069/3216	1" 11/16-12	1"-14	32	50
28÷32	1" 1/4	SA502069/3225	1" 11/16-12	1" 7/16-12	34	50
35-38	1" 1/2	SA502069/3812	2"-12	13/16-16	29	57
35-38	1" 1/2	SA502069/3816	2"-12	1"-14	32	57
35-38	1" 1/2	SA502069/3820	2"-12	1" 3/16-12	33	57

502069

Giunzione diritta
di riduzione maschio
ORFS - femmina ORFS
Reducing male
ORFS - female ORFS

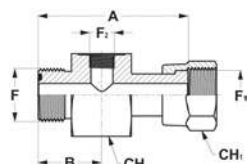


RACCORDI A TENUTA FRONTALE O.R.

CONNECTORS O-RING FACE SEAL

502311

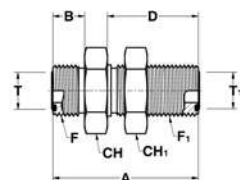
Giunzione diretta maschio
ORFS - femmina ORFS
e attacco femmina BSPP
per presa di pressione
*Union straight male
ORFS - swivel nut ORFS
+ pressure test port BSPP*



T		RIFERIMENTO REFERENCE	F	F ₁	A	F ₂	B	CH	CH ₁
MM.	IN.		UNF-UN	UNF-UN					
6	1/4	A502311/060613	9/16-18	9/16-18	50	1/4-BSP	22	36	17
8-10	5/16-3/8	A502311/101013	11/16-16	11/16-16	53	1/4-BSP	23	36	22
12	1/2	A502311/121213	13/16-16	13/16-16	58	1/4-BSP	25	36	24
14÷16	5/8	A502311/161613	1"-14	1"-14	64	1/4-BSP	27	36	30
18-20	3/4	A502311/202013	1"3/16-12	1"3/16-12	68	1/4-BSP	29	41	36
22-25	7/8-1"	A502311/252513	1"7/16-12	1"7/16-12	71	1/4-BSP	29	46	41
28÷32	1"1/4	A502311/323213	1"11/16-12	1"11/16-12	73	1/4-BSP	29	50	50
35-38	1"1/2	A502311/383813	2"-12	2"-12	74	1/4-BSP	29	57	57

503000

Giunzione diretta passaparatia
ORFS - ORFS
*Bulkhead union male
ORFS - ORFS*



T		T ₁		RIFERIMENTO REFERENCE	F	F ₁	A	B	D	CH	CH ₁
MM.	IN.	MM.	IN.		UNF-UN	UNF-UN					
6	1/4	6	1/4	A503000/06	9/16-18	9/16-18	48	10	31,5	22	22
8-10	5/16-3/8	8-10	5/16-3/8	A503000/10	11/16-16	11/16-16	53	11	34	27	27
12	1/2	12	1/2	A503000/12	13/16-16	13/16-16	58,5	13	36,5	30	30
14÷16	5/8	14÷16	5/8	A503000/16	1"-14	1"-14	66,5	15,5	40,5	36	36
18-20	3/4	18-20	3/4	A503000/20	1"3/16-12	1"3/16-12	69	17	41,5	41	41
22-25	7/8-1"	22-25	7/8-1"	A503000/25	1"7/16-12	1"7/16-12	70	17,5	42	46	46
28÷32	1"1/4	28÷32	1"1/4	A503000/32	1"11/16-12	1"11/16-12	70	17,5	42	50	50
35-38	1"1/2	35-38	1"1/2	A503000/38	2"-12	2"-12	70	17,5	42	60	60
14÷16	5/8	12	1/2	SA503000/1612	1"-14	13/16-16	62,5	15,5	36,5	36	30
18-20	3/4	22-25	7/8-1"	SA503000/2025	1"3/16-12	1"7/16-12	69,5	17	42	46	46

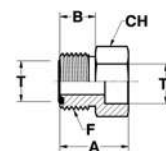


RACCORDI A TENUTA FRONTALE O.R.

CONNECTORS O-RING FACE SEAL

502070

Giunzione diretta maschio
ORFS - sede a saldare
Braze male ORFS



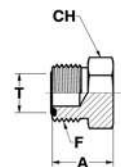
T		RIFERIMENTO REFERENCE	F	A	B	T ₁	CH
MM.	IN.						
6	1/4	A502070/0606	9/16-18	22	10	6	16
6	1/4	A502070/0610	9/16-18	22	10	10	16
8-10	5/16-3/8	A502070/1010	11/16-16	23	11	10	19
8-10	5/16-3/8	A502070/1012	11/16-16	23	11	12	19
12	1/2	A502070/1212	13/16-16	25	13	12	22
12	1/2	A502070/1216	13/16-16	25	13	16	22
14÷16	5/8	A502070/1616	1"-14	27,5	15,5	16	27
14÷16	5/8	A502070/1618	1"-14	32	15,5	18	27
18-20	3/4	A502070/2018	1"3/16-12	34	17	18	32
18-20	3/4	A502070/2020	1"3/16-12	34	17	20	32
18-20	3/4	A502070/2025	1"3/16-12	35	17	25	38
22-25	7/8-1"	A502070/2525	1"7/16-12	38,5	17,5	25	38
22-25	7/8-1"	A502070/2532	1"7/16-12	38,5	17,5	32	42
28÷32	1"1/4	A502070/3232	1"11/16-12	38,5	17,5	32	46
28÷32	1"1/4	A502070/3238	1"11/16-12	38,5	17,5	38	46
35-38	1"1/2	A502070/3838	2"-12	38,5	17,5	38	55
12	1/2	SA502070/1222	13/16-16	29	13	22	30
14÷16	5/8	SA502070/1620	1"-14	31	15,5	20	27
14÷16	5/8	SA502070/1622	1"-14	34	15,5	22	30
18-20	3/4	SA502070/2027	1"3/16-12	35	17	27	38
18-20	3/4	SA502070/2030	1"3/16-12	35	17	30	41
18-20	3/4	SA502070/2034	1"3/16-12	35	17	34	46
18-20	3/4	SA502070/2035	1"3/16-12	35	17	35	46
22-25	7/8-1"	SA502070/2527	1"7/16-12	38,5	17,5	27	42
22-25	7/8-1"	SA502070/2528	1"7/16-12	38,5	17,5	28	42
22-25	7/8-1"	SA502070/2530	1"7/16-12	38,5	17,5	30	42
22-25	7/8-1"	SA502070/2534	1"7/16-12	39	17,5	34	42
22-25	7/8-1"	SA502070/2535	1"7/16-12	38,5	17,5	35	46
22-25	7/8-1"	SA502070/2538	1"7/16-12	38,5	17,5	38	46
28÷32	1"1/4	SA502070/3228	1"11/16-12	38,5	17,5	28	46
28÷32	1"1/4	SA502070/3235	1"11/16-12	38,5	17,5	35	46

RACCORDI A TENUTA FRONTALE O.R.

CONNECTORS O-RING FACE SEAL

501024

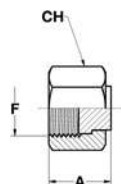
Tappo maschio ORFS
Male plug ORFS



T		RIFERIMENTO REFERENCE	F	A	CH
MM.	IN.		UNF-UN		
6	1/4	A501024/06	9/16-18	16,5	17
8-10	5/16-3/8	A501024/10	11/16-16	19	19
12	1/2	A501024/12	13/16-16	22	22
14÷16	5/8	A501024/16	1"-14	26	27
18-20	3/4	A501024/20	1"3/16-12	27,5	32
22-25	7/8-1"	A501024/25	1"7/16-12	28	41
28÷32	1"1/4	A501024/32	1"11/16-12	28	46
35-38	1"1/2	A501024/38	2"-12	28	55

501035

Tappo femmina ORFS
Female plug ORFS



T		RIFERIMENTO REFERENCE	F	A	CH
MM.	IN.		UNF-UN		
6	1/4	A501035/06	9/16-18	16	17
8-10	5/16-3/8	A501035/10	11/16-16	18	22
12	1/2	A501035/12	13/16-16	22	24
14÷16	5/8	A501035/16	1"-14	25,5	30
18-20	3/4	A501035/20	1"3/16-12	27	36
22-25	7/8-1"	A501035/25	1"7/16-12	29	41
28÷32	1"1/4	A501035/32	1"11/16-12	29	50
35-38	1"1/2	A501035/38	2"-12	29	57



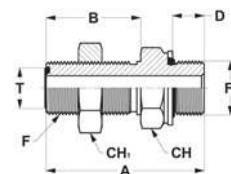
RACCORDI A TENUTA FRONTALE O.R.

CONNECTORS O-RING FACE SEAL

T		RIFERIMENTO REFERENCE	F	F ₁	A	B	D	CH	CH ₁
MM.	IN.		UNF-UN	GAS CIL.BSPP					
6	1/4	A503011/0613	9/16-18	1/4	51,5	31,5	10	19	22
8-10	5/16-3/8	A503011/1013	11/16-16	1/4	55	34	10	22	27
8-10	5/16-3/8	A503011/1017	11/16-16	3/8	55	34	10	24	27
12	1/2	A503011/1221	13/16-16	1/2	61	36,5	12	27	30
14÷16	5/8	A503011/1621	1"-14	1/2	66,5	40,5	12	30	35
14÷16	5/8	A503011/1626	1"-14	3/4	70	40,5	14	36	35
18-20	3/4	A503011/2021	1"3/16-12	1/2	68,5	41,5	12	36	41
18-20	3/4	A503011/2026	1"3/16-12	3/4	71	41,5	14	38	41
18-20	3/4	A503011/2033	1"3/16-12	1"	73,5	41,5	15,5	41	41
22-25	7/8-1"	A503011/2533	1"7/16-12	1"	73,5	42	15,5	41	46
28÷32	1"1/4	A503011/3242	1"11/16-12	1"1/4	76	42	17,5	50	50
35-38	1"1/2	A503011/3848	2"-12	1"1/2	80	42	19,5	60	60

503011

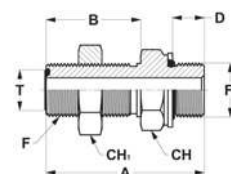
Giunzione diretta passaparatia
ORFS - GAS cil. (BSPP)
con O.R. e rondella
per sedi ISO 1179
Connector bulkhead male
ORFS - male BSPP
with O.R. and retaining ring
ISO 1179 ports
SEDI PAG.32 / PORTS PAG.32



T		RIFERIMENTO REFERENCE	F	F ₁	A	B	D	CH	CH ₁
MM.	IN.		UNF-UN	METRICO METRIC					
6	1/4	A503022/0612	9/16-18	12x1,5	51	31,5	9,5	19	22
8-10	5/16-3/8	A503022/1014	11/16-16	14x1,5	55	34	9,5	22	27
8-10	5/16-3/8	A503022/1016	11/16-16	16x1,5	56	34	11	22	27
12	1/2	A503022/1218	13/16-16	18x1,5	61	36,5	12,5	27	30
12	1/2	A503022/1222	13/16-16	22x1,5	64	36,5	13,5	27	30
14÷16	5/8	A503022/1622	1"-14	22x1,5	68	40,5	13,5	30	35
14÷16	5/8	A503022/1627	1"-14	27x2	71	40,5	16,5	32	35
18-20	3/4	A503022/2027	1"3/16-12	27x2	72	41,5	16,5	36	41
18-20	3/4	A503022/2033	1"3/16-12	33x2	73	41,5	16,5	41	41
22-25	7/8-1"	A503022/2533	1"7/16-12	33x2	74	42	16,5	41	46
28÷32	1"1/4	A503022/3242	1"11/16-12	42x2	75	42	17	50	50
35-38	1"1/2	A503022/3848	2"-12	48x2	80	42	19,5	60	60

503022

Giunzione diretta passaparatia
ORFS - Metrico cil.
con O.R. e rondella
per sedi ISO 9974
Connector bulkhead male
ORFS - male Metric
with O.R. and retaining ring
ISO 9974 ports
SEDI PAG.32 / PORTS PAG.32



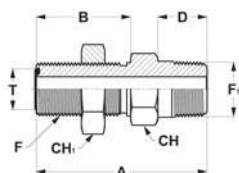
RACCORDI A TENUTA FRONTALE O.R.

CONNECTORS O-RING FACE SEAL

503033

Giunzione diretta passaparatia
ORFS - NPTF
per sedi SAE 476
Connector bulkhead male
ORFS - male NPTF
taper SAE 476 ports

SEDI PAG.35 / PORTS PAG.35

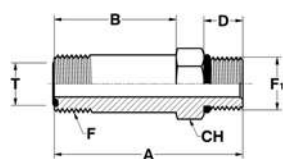


T		RIFERIMENTO REFERENCE	F	F ₁	A	B	D	CH	CH ₁
MM.	IN.		UNF-UN	NPTF					
6	1/4	A503033/0610	9/16-18	1/8	50	31,5	10	19	22
6	1/4	A503033/0613	9/16-18	1/4	54	31,5	14,5	19	22
8-10	5/16-3/8	A503033/1013	11/16-16	1/4	58	34	14,5	22	27
8-10	5/16-3/8	A503033/1017	11/16-16	3/8	58	34	14,5	22	27
12	1/2	A503033/1217	13/16-16	3/8	60	36,5	14,5	24	30
12	1/2	A503033/1221	13/16-16	1/2	66	36,5	19	24	30
14÷16	5/8	A503033/1621	1"-14	1/2	69	40,5	19	30	36
14÷16	5/8	A503033/1626	1"-14	3/4	70	40,5	19	30	36
18-20	3/4	A503033/2021	1"3/16-12	1/2	73	41,5	19	35	41
18-20	3/4	A503033/2026	1"3/16-12	3/4	73	41,5	19	35	41
22-25	7/8-1"	A503033/2533	1"7/16-12	1"	80	42	24	41	46
28÷32	1"1/4	A503033/3242	1"11/16-12	1"1/4	82	42	24,5	46	46
35-38	1"1/2	A503033/3848	2"-12	1"1/2	83	42	25,5	55	60

504012

Prolunga
ORFS - SAE UNF-UN
per sedi ISO 11926
Long connector male
ORFS - male SAE UNF-UN
with O.R. ISO 11926 ports

SEDI PAG.30 / PORTS PAG.30



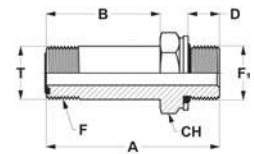
T		RIFERIMENTO REFERENCE	F	F ₁	A	B	D	CH
MM.	IN.		UNF-UN	UNF-UN				
6	1/4	A504012/0611	9/16-18	7/16-20	52,5	33,5	11	16
8-10	5/16-3/8	A504012/1014	11/16-16	9/16-18	58	37	12	19
12	1/2	A504012/1219	13/16-16	3/4-16	68	44	14	22
14÷16	5/8	A504012/1622	1"-14	7/8-14	79,5	52	16	27
18-20	3/4	A504012/2027	1"3/16-12	1"1/16-12	95,5	63	18,5	32
22-25	7/8-1"	A504012/2533	1"7/16-12	1"5/16-12	105	72,5	18,5	38
28÷32	1"1/4	A504012/3241	1"11/16-12	1"5/8-12	121	86	18,5	50
35-38	1"1/2	A504012/3848	2"-12	1"7/8-12	133,5	97	18,5	55
6	1/4	SA504012/0614	9/16-18	9/16-18	54,5	33,5	12	19
12	1/2	SA504012/1222	13/16-16	7/8-14	71,5	44	16	27
18-20	3/4	SA504012/2019	1"3/16-12	3/4-16	95,5	63	14	32



504023

T		RIFERIMENTO REFERENCE	F	F ₁	A	B	D	CH
MM.	IN.		UNF-UN	GAS CIL.BSPP				
6	1/4	A504023/0610	9/16-18	1/8	52	33,5	7	17
8-10	5/16-3/8	A504023/1013	11/16-16	1/4	58	37	10	19
12	1/2	A504023/1217	13/16-16	3/8	67	44	10	24
14÷16	5/8	A504023/1621	1"-14	1/2	76	52	12	27
18-20	3/4	A504023/2026	1"3/16-12	3/4	93	63	14	36
18-20	3/4	A504023/2033	1"3/16-12	1"	94,5	63	15,5	41
22-25	7/8-1"	A504023/2533	1"7/16-12	1"	105	72,5	15,5	41
22-25	7/8-1"	A504023/2542	1"7/16-12	1"1/4	106	72,5	17,5	50
28÷32	1"1/4	A504023/3242	1"11/16-12	1"1/4	120	86	17,5	50
35-38	1"1/2	A504023/3848	2"-12	1"1/2	137	97	19,5	60

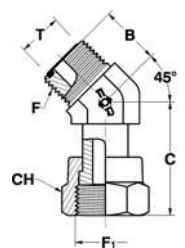
Prolunga
ORFS - GAS cil. (BSPP)
con O.R. e rondella
per sedi ISO 1179
Long connector male
ORFS - male BSPP
with O.R. and retaining ring
ISO 1179 ports
SEDI PAG.32 / PORTS PAG.32



T		RIFERIMENTO REFERENCE	F	F ₁	B	C	CH
MM.	IN.		UNF-UN	UNF-UN			
6	1/4	A505052/06	9/16-18	9/16-18	16	31	17
8-10	5/16-3/8	A505052/10	11/16-16	11/16-16	19	36	22
12	1/2	A505052/12	13/16-16	13/16-16	20,5	41	24
14÷16	5/8	A505052/16	1"-14	1"-14	23,5	49	30
18-20	3/4	A505052/20	1"3/16-12	1"3/16-12	26	55	36
22-25	7/8-1"	A505052/25	1"7/16-12	1"7/16-12	30	60	41
28÷32	1"1/4	A505052/32	1"11/16-12	1"11/16-12	32	60	50
35-38	1"1/2	A505052/38	2"-12	2"-12	37	62	57

505052

Giunzione 45° maschio
ORFS - femmina ORFS
45° elbow union male
ORFS - swivel nut ORFS

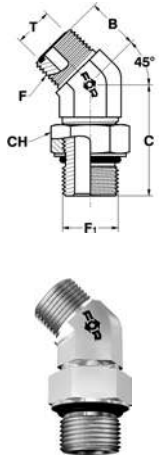


RACCORDI A TENUTA FRONTALE O.R.

CONNECTORS O-RING FACE SEAL

505007

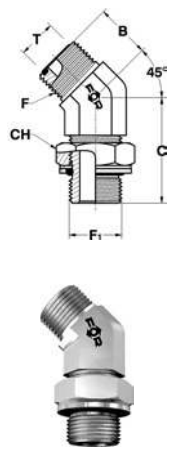
Terminale orientabile 45°
 ORFS - SAE UNF-UN
 per sedi ISO 11926
 45° (ADJ) elbow male
 ORFS - male SAE UNF-UN
 with O.R. ISO 11926 ports
 SEDI PAG.30 / PORTS PAG.30



T		RIFERIMENTO REFERENCE	F	F ₁	B	C	CH
MM.	IN.		UNF-UN	UNF-UN			
6	1/4	A505007/0611	9/16-18	7/16-20	16	30	16
6	1/4	A505007/0614	9/16-18	9/16-18	17,5	33	19
8-10	5/16-3/8	A505007/1011	11/16-16	7/16-20	19	31	16
8-10	5/16-3/8	A505007/1014	11/16-16	9/16-18	19	33	19
8-10	5/16-3/8	A505007/1019	11/16-16	3/4-16	19	36,5	24
12	1/2	A505007/1214	13/16-16	9/16-18	20,5	32,5	19
12	1/2	A505007/1219	13/16-16	3/4-16	20,5	36,5	24
12	1/2	A505007/1222	13/16-16	7/8-14	21	45	27
14÷16	5/8	A505007/1619	1"-14	3/4-16	23,5	40,5	24
14÷16	5/8	A505007/1622	1"-14	7/8-14	23,5	45	27
14÷16	5/8	A505007/1627	1"-14	1"1/16-12	24,5	50	35
18-20	3/4	A505007/2022	1"3/16-12	7/8-14	26	45,5	27
18-20	3/4	A505007/2027	1"3/16-12	1"1/16-12	26	50	35
18-20	3/4	A505007/2033	1"3/16-12	1"5/16-12	29,5	52,5	41
22-25	7/8-1"	A505007/2527	1"7/16-12	1"1/16-12	30	51,5	35
22-25	7/8-1"	A505007/2533	1"7/16-12	1"5/16-12	30	52,5	41
22-25	7/8-1"	A505007/2541	1"7/16-12	1"5/8-12	32	53,5	50
28÷32	1"1/4	A505007/3241	1"11/16-12	1"5/8-12	32	53,5	50
35-38	1"1/2	A505007/3848	2"-12	1"7/8-12	37	53,5	55
6	1/4	SA505007/0619	9/16-18	3/4-16	18	36,5	24
12	1/2	SA505007/1212	13/16-16	1/2-20	20,5	30	16
18-20	3/4	SA505007/2019	1"3/16-12	3/4-16	27	41,5	24

505018

Terminale orientabile 45°
 ORFS - GAS cil. (BSPP)
 con O.R. e rondella
 per sedi ISO 1179
 45° (ADJ) elbow male
 ORFS - male BSPP
 with O.R. and retaining ring
 ISO 1179 ports
 SEDI PAG.32 / PORTS PAG.32



T		RIFERIMENTO REFERENCE	F	F ₁	B	C	CH
MM.	IN.		UNF-UN	GAS CIL.BSPP			
6	1/4	A505018/0610	9/16-18	1/8	16	28	14
6	1/4	A505018/0613	9/16-18	1/4	18	31	19
8-10	5/16-3/8	A505018/1013	11/16-16	1/4	19	32	19
8-10	5/16-3/8	A505018/1017	11/16-16	3/8	19	33	24
8-10	5/16-3/8	A505018/1021	11/16-16	1/2	19,5	43	27
12	1/2	A505018/1217	13/16-16	3/8	20,5	33,5	24
14÷16	5/8	A505018/1621	1"-14	1/2	23,5	42	27
14÷16	5/8	A505018/1626	1"-14	3/4	25	46,5	36
18-20	3/4	A505018/2026	1"3/16-12	3/4	26	50	36
18-20	3/4	A505018/2033	1"3/16-12	1"	29,5	52,5	41
22-25	7/8-1"	A505018/2533	1"7/16-12	1"	30	52,5	41
28÷32	1"1/4	A505018/3242	1"11/16-12	1"1/4	32	53,5	50
35-38	1"1/2	A505018/3848	2"-12	1"1/2	37	53,5	60
6	1/4	SA505018/0617	9/16-18	3/8	18,5	33	24
12	1/2	SA505018/1221	13/16-16	1/2	22	42	27
12	1/2	SA505018/1226	13/16-16	3/4	22	46,5	36
14÷16	5/8	SA505018/1633	1"-14	1"	28	52,5	41
14÷16	5/8	SA505018/1642	1"-14	1"1/4	31,5	53,5	50
18-20	3/4	SA505018/2021	1"3/16-12	1/2	29	46	27
22-25	7/8-1"	SA505018/2526	1"7/16-12	3/4	30	51	36
22-25	7/8-1"	SA505018/2542	1"7/16-12	1"1/4	33,5	53,5	50
28÷32	1"1/4	SA505018/3233	1"11/16-12	1"	32	48,5	41



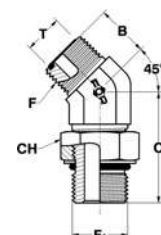
RACCORDI A TENUTA FRONTALE O.R.

CONNECTORS O-RING FACE SEAL

T		RIFERIMENTO REFERENCE	F	F ₁	B	C	CH
MM.	IN.		UNF-UN	GAS CIL-JIS			
6	1/4	A505085/0610	9/16-18	1/8	16	28	14
6	1/4	A505085/0613	9/16-18	1/4	18	31	19
6	1/4	A505085/0617	9/16-18	3/8	18.5	33	22
8-10	5/16-3/8	A505085/1013	11/16-16	1/4	19	32	19
8-10	5/16-3/8	A505085/1017	11/16-16	3/8	19	33	22
8-10	5/16-3/8	A505085/1021	11/16-16	1/2	19.5	43	27
12	1/2	A505085/1217	13/16-16	3/8	20.5	33.5	22
12	1/2	A505085/1221	13/16-16	1/2	22	42	27
12	1/2	A505085/1226	13/16-16	3/4	22	46.5	36
14÷16	5/8	A505085/1621	1"-14	1/2	23,5	42	27
14÷16	5/8	A505085/1626	1"-14	3/4	25	46.5	36
14÷16	5/8	A505085/1642	1"-14	1"1/4	31.5	53.5	50
18-20	3/4	A505085/2021	1"3/16-12	1/2	26	46	27
18-20	3/4	A505085/2026	1"3/16-12	3/4	26	50	36
18-20	3/4	A505085/2033	1"3/16-12	1"	29.5	52.5	41
22-25	7/8-1"	A505085/2526	1"7/16-12	3/4	30	51	36
22-25	7/8-1"	A505085/2533	1"7/16-12	1"	30	52.5	41
22-25	7/8-1"	A505085/2542	1"7/16-12	1"1/4	33.5	53.5	50
28÷32	1"1/4	A505085/3242	1"11/16-12	1"1/4	32	53.5	50
35-38	1"1/2	A505085/3848	2"-12	1"1/2	37	53.5	55

505085

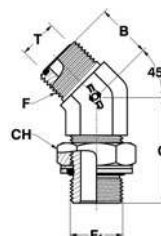
Terminale orientabile 45°
ORFS - GAS cil. (JIS)
con O.R. per sedi JIS 2351
45° (ADJ) elbow male
ORFS - male JIS
with O.R. JIS 2351 ports
SEDI PAG.31 / PORTS PAG.31



T		RIFERIMENTO REFERENCE	F	F ₁	B	C	CH
MM.	IN.		UNF-UN	METRICO METRIC			
6	1/4	A505029/0612	9/16-18	12x1,5	16	30	17
8-10	5/16-3/8	A505029/1014	11/16-16	14x1,5	19	33	19
8-10	5/16-3/8	A505029/1016	11/16-16	16x1,5	19	33	22
12	1/2	A505029/1218	13/16-16	18x1,5	20,5	36.5	24
14÷16	5/8	A505029/1618	1"-14	18x1,5	23,5	41.5	24
14÷16	5/8	A505029/1622	1"-14	22x1,5	23,5	44	27
18-20	3/4	A505029/2027	1"3/16-12	27x2	26	50	32
22-25	7/8-1"	A505029/2533	1"7/16-12	33x2	30	52.5	41
28÷32	1"1/4	A505029/3242	1"11/16-12	42x2	32	53.5	50
35-38	1"1/2	A505029/3848	2"-12	48x2	37	55.5	55
6	1/4	SA505029/0610	9/16-18	10x1	17	27	14
6	1/4	SA505029/0614	9/16-18	14x1,5	18	31.5	19
8-10	5/16-3/8	SA505029/1018	11/16-16	18x1,5	20	36.5	24
12	1/2	SA505029/1214	13/16-16	14x1,5	20,5	33	19
12	1/2	SA505029/1222	13/16-16	22x1,5	22	44	27
12	1/2	SA505029/1227	13/16-16	27x2	24	50	32
14÷16	5/8	SA505029/1627	1"-14	27x2	28	50	32
18-20	3/4	SA505029/2022	1"3/16-12	22x1,5	30	44.5	27
18-20	3/4	SA505029/2026	1"3/16-12	26x1,5	29	50	36
22-25	7/8-1"	SA505029/2526	1"7/16-12	26x1,5	30	51.5	36
22-25	7/8-1"	SA505029/2527	1"7/16-12	27x2	30	51,5	32

505029

Terminale orientabile 45°
ORFS - Metrico cil.
con O.R. e rondella
per sedi ISO 9974
45° (ADJ) elbow male
ORFS - male Metric
with O.R. and retaining ring
ISO 9974 ports
SEDI PAG.32 / PORTS PAG.32



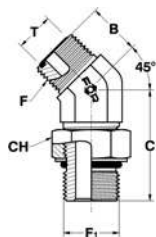
RACCORDI A TENUTA FRONTALE O.R.

CONNECTORS O-RING FACE SEAL

505041

Terminale orientabile 45°
ORFS - Metrico cil.
con O.R. per sedi ISO 6149
45° (AD) elbow male
ORFS - male Metric
with O.R. ISO 6149 ports

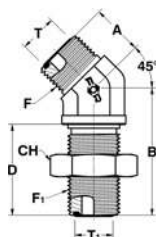
SEDI PAG.30 / PORTS PAG.30



T		RIFERIMENTO REFERENCE		F	F ₁	B	C	CH
MM.	IN.			UNF-UN	METRICO METRIC			
6	1/4	A505041/0612		9/16-18	12x1,5	16	30	17
8-10	5/16-3/8	A505041/1014		11/16-16	14x1,5	19	33	19
8-10	5/16-3/8	A505041/1016		11/16-16	16x1,5	19	33	22
12	1/2	A505041/1218		13/16-16	18x1,5	20,5	36,5	24
14÷16	5/8	A505041/1618		1"-14	18x1,5	23,5	41,5	24
14÷16	5/8	A505041/1622		1"-14	22x1,5	23,5	44	27
18-20	3/4	A505041/2027		1"3/16-12	27x2	26	50	32
22-25	7/8-1"	A505041/2533		1"7/16-12	33x2	30	52,5	41
28÷32	1"1/4	A505041/3242		1"11/16-12	42x2	32	53,5	50
35-38	1"1/2	A505041/3848		2"-12	48x2	37	55,5	55
6	1/4	SA505041/0610		9/16-18	10x1	17	27	14
6	1/4	SA505041/0614		9/16-18	14x1,5	18	31,5	19
8-10	5/16-3/8	SA505041/1018		11/16-16	18x1,5	20	36,5	24
12	1/2	SA505041/1222		13/16-16	22x1,5	22	44	27
18-20	3/4	SA505041/2022		1"3/16-12	22x1,5	30	44,5	27
22-25	7/8-1"	SA505041/2526		1"7/16-12	26x1,5	30	51,5	36
22-25	7/8-1"	SA505041/2527		1"7/16-12	27x2	30	51,5	32

506008

Giunzione 45° passaparatia
ORFS - ORFS
45° bulkhead elbow male
ORFS - ORFS



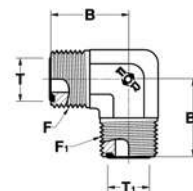
T		T ₁		RIFERIMENTO REFERENCE		F	F ₁	A	B	D	CH
MM.	IN.	MM.	IN.			UNF-UN	UNF-UN				
6	1/4	6	1/4	A506008/06		9/16-18	9/16-18	16	44	31,5	22
8-10	5/16-3/8	8-10	5/16-3/8	A506008/10		11/16-16	11/16-16	19	48,5	34	27
12	1/2	12	1/2	A506008/12		13/16-16	13/16-16	20,5	51	36,5	30
14÷16	5/8	14÷16	5/8	A506008/16		1"-14	1"-14	23,5	56,5	40,5	36
18-20	3/4	18-20	3/4	A506008/20		1"3/16-12	1"3/16-12	26	61	41,5	41
22-25	7/8-1"	22-25	7/8-1"	A506008/25		1"7/16-12	1"7/16-12	31	65	42	46
28÷32	1"1/4	28÷32	1"1/4	A506008/32		1"11/16-12	1"11/16-12	32	67	42	50
35-38	1"1/2	35-38	1"1/2	A506008/38		2"-12	2"-12	37	67	42	60



T		T₁		RIFERIMENTO REFERENCE	F	F₁	B	B₁
MM.	IN.	MM.	IN.		UNF-UN	UNF-UN		
6	1/4	6	1/4	A507009/06	9/16-18	9/16-18	21,5	21,5
8-10	5/16-3/8	8-10	5/16-3/8	A507009/10	11/16-16	11/16-16	25	25
12	1/2	12	1/2	A507009/12	13/16-16	13/16-16	28	28
14÷16	5/8	14÷16	5/8	A507009/16	1"-14	1"-14	33,5	33,5
18-20	3/4	18-20	3/4	A507009/20	1"3/16-12	1"3/16-12	37,5	37,5
22-25	7/8-1"	22-25	7/8-1"	A507009/25	1"7/16-12	1"7/16-12	42	42
28÷32	1"1/4	28÷32	1"1/4	A507009/32	1"11/16-12	1"11/16-12	45	45
35-38	1"1/2	35-38	1"1/2	A507009/38	2"-12	2"-12	49	49
22-25	7/8-1"	18-20	3/4	SA507009/2520	1"7/16-12	1"3/16-12	42	41

507009

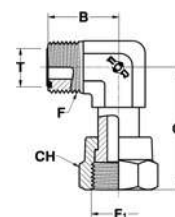
Giunzione 90°
ORFS - ORFS
90° elbow male
ORFS - ORFS



T		RIFERIMENTO REFERENCE	F	F₁	B	C	CH
MM.	IN.		UNF-UN	UNF-UN			
6	1/4	A507010/06	9/16-18	9/16-18	21,5	34,5	17
8-10	5/16-3/8	A507010/10	11/16-16	11/16-16	25	40	22
12	1/2	A507010/12	13/16-16	13/16-16	28	49	24
14÷16	5/8	A507010/16	1"-14	1"-14	33,5	54,5	30
18-20	3/4	A507010/20	1"3/16-12	1"3/16-12	37,5	60	36
22-25	7/8-1"	A507010/25	1"7/16-12	1"7/16-12	42	68,5	41
28÷32	1"1/4	A507010/32	1"11/16-12	1"11/16-12	45	73,5	50
35-38	1"1/2	A507010/38	2"-12	2"-12	49	76	57
8-10	5/16-3/8	SA507010/1006	11/16-16	9/16-18	25	36	17
28÷32	1"1/4	SA507010/3225	1"11/16-12	1"7/16-12	45	72	41

507010

Giunzione 90° maschio
ORFS - femmina ORFS
90° elbow male
ORFS - swivel nut ORFS

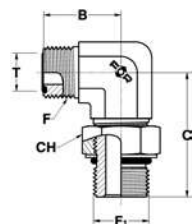


RACCORDI A TENUTA FRONTALE O.R.

CONNECTORS O-RING FACE SEAL

507021

Terminale orientabile 90°
 ORFS - SAE UNF-UN
 per sedi ISO 11926
 90° (AD) elbow male
 ORFS - male SAE UNF-UN
 with O.R. ISO 11926 ports
 SEDI PAG.30 / PORTS PAG.30



T		RIFERIMENTO REFERENCE	F	F ₁	B	C	CH
MM.	IN.		UNF-UN	UNF-UN			
6	1/4	A507021/0611	9/16-18	7/16-20	21.5	32,5	16
6	1/4	A507021/0614	9/16-18	9/16-18	23.5	37	19
8-10	5/16-3/8	A507021/1011	11/16-16	7/16-20	25	35	16
8-10	5/16-3/8	A507021/1014	11/16-16	9/16-18	25	37	19
8-10	5/16-3/8	A507021/1019	11/16-16	3/4-16	26.5	40,5	24
12	1/2	A507021/1214	13/16-16	9/16-18	28	36.5	19
12	1/2	A507021/1219	13/16-16	3/4-16	28	40,5	24
12	1/2	A507021/1222	13/16-16	7/8-14	31	50	27
14÷16	5/8	A507021/1619	1"-14	3/4-16	33.5	46	24
14÷16	5/8	A507021/1622	1"-14	7/8-14	33,5	50	27
14÷16	5/8	A507021/1627	1"-14	1"1/16-12	36	55	35
18-20	3/4	A507021/2022	1"3/16-12	7/8-14	37,5	51	27
18-20	3/4	A507021/2027	1"3/16-12	1"1/16-12	37,5	55	41
18-20	3/4	A507021/2033	1"3/16-12	1"5/16-12	41,5	60	41
22-25	7/8-1"	A507021/2527	1"7/16-12	1"1/16-12	42	59	35
22-25	7/8-1"	A507021/2533	1"7/16-12	1"5/16-12	42	60	41
22-25	7/8-1"	A507021/2541	1"7/16-12	1"5/8-12	45	62	50
28÷32	1"1/4	A507021/3233	1"11/16-12	1"5/16-12	45	62,5	41
28÷32	1"1/4	A507021/3241	1"11/16-12	1"5/8-12	45	62	50
28÷32	1"1/4	A507021/3248	1"11/16-12	1"7/8-12	49	66	55
35-38	1"1/2	A507021/3848	2"-12	1"7/8-12	49	66	55
6	1/4	SA507021/0619	9/16-18	3/4-16	25	40,5	24
6	1/4	SA507021/0622	9/16-18	7/8-14	28	50	27
8-10	5/16-3/8	SA507021/1012	11/16-16	1/2-20	25	35	16
8-10	5/16-3/8	SA507021/1022	11/16-16	7/8-14	29.5	50	27
12	1/2	SA507021/1211	13/16-16	7/16-20	28	34.5	16
12	1/2	SA507021/1227	13/16-16	1"1/16-12	33.5	55	35
14÷16	5/8	SA507021/1614	1"-14	9/16-18	33,5	41,5	19
14÷16	5/8	SA507021/1633	1"-14	1"5/16-12	40	60	41
18-20	3/4	SA507021/2019	1"3/16-12	3/4-16	37,5	47	24
35-38	1"1/2	SA507021/3841	2"-12	1"5/8-12	49	66	50



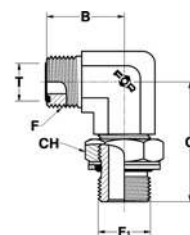
RACCORDI A TENUTA FRONTALE O.R.

CONNECTORS O-RING FACE SEAL

507032

T		RIFERIMENTO REFERENCE	F	F ₁	B	C	CH
MM.	IN.		UNF-UN	GAS CIL.BSPP			
6	1/4	A507032/0610	9/16-18	1/8	21.5	30	14
6	1/4	A507032/0613	9/16-18	1/4	23.5	35	19
6	1/4	A507032/0617	9/16-18	3/8	25	38	24
8-10	5/16-3/8	A507032/1013	11/16-16	1/4	25	36	19
8-10	5/16-3/8	A507032/1017	11/16-16	3/8	26.5	38	24
8-10	5/16-3/8	A507032/1021	11/16-16	1/2	30	50	27
12	1/2	A507032/1213	13/16-16	1/4	28	35	19
12	1/2	A507032/1217	13/16-16	3/8	28	40,5	24
12	1/2	A507032/1221	13/16-16	1/2	31	48	27
14÷16	5/8	A507032/1617	1"-14	3/8	34.5	43	24
14÷16	5/8	A507032/1621	1"-14	1/2	33,5	48	27
14÷16	5/8	A507032/1626	1"-14	3/4	36	51.5	36
14÷16	5/8	A507032/1633	1"-14	1"	40	58	41
18-20	3/4	A507032/2021	1" 3/16-12	1/2	37.5	49	27
18-20	3/4	A507032/2026	1" 3/16-12	3/4	37,5	51.5	36
18-20	3/4	A507032/2033	1" 3/16-12	1"	41.5	58	41
22-25	7/8-1"	A507032/2526	1" 7/16-12	3/4	42	56	36
22-25	7/8-1"	A507032/2533	1" 7/16-12	1"	42	58	41
22-25	7/8-1"	A507032/2542	1" 7/16-12	1" 1/4	45	60.5	50
28÷32	1" 1/4	A507032/3233	1" 11/16-12	1"	45	60	41
28÷32	1" 1/4	A507032/3242	1" 11/16-12	1" 1/4	45	60.5	50
28÷32	1" 1/4	A507032/3248	1" 11/16-12	1" 1/2	49	64.5	60
35-38	1" 1/2	A507032/3848	2"-12	1" 1/2	49	64.5	60
6	1/4	SA507032/0621	9/16-18	1/2	25	48	27
8-10	5/16-3/8	SA507032/1010	11/16-16	1/8	25	34	14
12	1/2	SA507032/1226	13/16-16	3/4	33.5	55	36
12	1/2	SA507032/1233	13/16-16	1"	38	58	41
14÷16	5/8	SA507032/1623	1"-14	5/8	33,5	48	30
22-25	7/8-1"	SA507032/2521	1" 7/16-12	1/2	42	55	27
35-38	1" 1/2	SA507032/3842	2"-12	1" 1/4	49	63.5	50

Terminale orientabile 90°
ORFS - GAS cil. (BSPP)
con O.R. e rondella
per sedi ISO 1179
90° (AD) elbow male
ORFS - male BSPP
with O.R. and retaining ring
ISO 1179 ports
SEDI PAG.32 / PORTS PAG.32



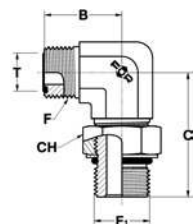
RACCORDI A TENUTA FRONTALE O.R.

CONNECTORS O-RING FACE SEAL

507131

Terminale orientabile 90°
 ORFS - GAS cil. (JIS)
 con O.R. per sedi JIS 2351
 90° (AD) elbow male
 ORFS - male JIS
 with O.R. JIS 2351 ports

SEDI PAG.31 / PORTS PAG.31



T		RIFERIMENTO REFERENCE	F	F ₁	B	C	CH
MM.	IN.		UNF-UN	GAS CIL.-JIS			
6	1/4	A507131/0610	9/16-18	1/8	21.5	30	14
6	1/4	A507131/0613	9/16-18	1/4	23.5	35	19
6	1/4	A507131/0617	9/16-18	3/8	25	38	22
6	1/4	A507131/0621	9/16-18	1/2	25	48	27
8-10	5/16-3/8	A507131/1010	11/16-16	1/8	25	34	14
8-10	5/16-3/8	A507131/1013	11/16-16	1/4	25	36	19
8-10	5/16-3/8	A507131/1017	11/16-16	3/8	26.5	38	22
8-10	5/16-3/8	A507131/1021	11/16-16	1/2	30	50	27
8-10	5/16-3/8	A507131/1026	11/16-16	3/4	32	51,50	36
12	1/2	A507131/1213	13/16-16	1/4	28	35	19
12	1/2	A507131/1217	13/16-16	3/8	28	40,5	22
12	1/2	A507131/1221	13/16-16	1/2	31	48	27
12	1/2	A507131/1226	13/16-16	3/4	33,5	55	36
14÷16	5/8	A507131/1617	1"-14	3/8	34,5	43	22
14÷16	5/8	A507131/1621	1"-14	1/2	33,5	48	27
14÷16	5/8	A507131/1626	1"-14	3/4	36	51,5	36
14÷16	5/8	A507131/1633	1"-14	1"	40	58	41
18-20	3/4	A507131/2021	1"3/16-12	1/2	37,5	49	27
18-20	3/4	A507131/2026	1"3/16-12	3/4	37,5	51,5	36
18-20	3/4	A507131/2033	1"3/16-12	1"	41,5	58	41
22-25	7/8-1"	A507131/2521	1"7/16-12	1/2	42	55	27
22-25	7/8-1"	A507131/2526	1"7/16-12	3/4	42	56	36
22-25	7/8-1"	A507131/2533	1"7/16-12	1"	42	58	41
22-25	7/8-1"	A507131/2542	1"7/16-12	1"1/4	45	60,5	50
28÷32	1"1/4	A507131/3233	1"11/16-12	1"	45	60	41
28÷32	1"1/4	A507131/3242	1"11/16-12	1"1/4	45	60,5	50
28÷32	1"1/4	A507131/3248	1"11/16-12	1"1/2	49	64,5	55
35-38	1"1/2	A507131/3842	2"-12	1"1/4	49	63,5	50
35-38	1"1/2	A507131/3848	2"-12	1"1/2	49	64,5	55



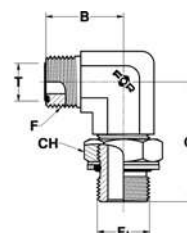
RACCORDI A TENUTA FRONTALE O.R.

CONNECTORS O-RING FACE SEAL

507043

T		RIFERIMENTO REFERENCE	F	F ₁	B	C	CH
MM.	IN.		UNF-UN	METRICO METRIC			
6	1/4	A507043/0610	9/16-18	10x1	21.5	32.5	14
6	1/4	A507043/0612	9/16-18	12x1,5	21.5	32.5	17
8-10	5/16-3/8	A507043/1014	11/16-16	14x1,5	25	37	19
8-10	5/16-3/8	A507043/1016	11/16-16	16x1,5	25	37	22
12	1/2	A507043/1218	13/16-16	18x1,5	28	40.5	24
12	1/2	A507043/1222	13/16-16	22x1,5	31	50	27
14÷16	5/8	A507043/1622	1"-14	22x1,5	33.5	50	27
14÷16	5/8	A507043/1626	1"-14	26x1,5	36	49	36
14÷16	5/8	A507043/1627	1"-14	27x2	36	51.5	32
18-20	3/4	A507043/2027	1"3/16-12	27x2	37.5	55	32
18-20	3/4	A507043/2033	1"3/16-12	33x2	41.5	60	41
22-25	7/8-1"	A507043/2533	1"7/16-12	33x2	42	60	41
22-25	7/8-1"	A507043/2542	1"7/16-12	42x2	45	62	50
28÷32	1"1/4	A507043/3242	1"11/16-12	42x2	45	62	50
28÷32	1"1/4	A507043/3248	1"11/16-12	48x2	49	66	55
35-38	1"1/2	A507043/3848	2"-12	48x2	49	71	55
6	1/4	SA507043/0614	9/16-18	14x1,5	23.5	37	19
6	1/4	SA507043/0618	9/16-18	18x1,5	25	40.5	24
8-10	5/16-3/8	SA507043/1012	11/16-16	12x1,5	25	35	17
8-10	5/16-3/8	SA507043/1018	11/16-16	18x1,5	25	40.5	24
12	1/2	SA507043/1214	13/16-16	14x1,5	28	37	19
12	1/2	SA507043/1216	13/16-16	16x1,5	28	38	22
12	1/2	SA507043/1226	13/16-16	26x1,5	33.5	51.5	36
12	1/2	SA507043/1227	13/16-16	27x2	33.5	55	32
14÷16	5/8	SA507043/1616	1"-14	16x1,5	33.5	43.5	22
14÷16	5/8	SA507043/1618	1"-14	18x1,5	33.5	46.5	24
18-20	3/4	SA507043/2018	1"3/16-12	18x1,5	37.5	47.5	24
18-20	3/4	SA507043/2022	1"3/16-12	22x1,5	37.5	49.5	27
18-20	3/4	SA507043/2026	1"3/16-12	26x1,5	37.5	55	36
18-20	3/4	SA507043/2030	1"3/16-12	30x1,5	37.5	55	38
22-25	7/8-1"	SA507043/2522	1"7/16-12	22x1,5	42	53.5	27
22-25	7/8-1"	SA507043/2526	1"7/16-12	26x1,5	42	59	36
22-25	7/8-1"	SA507043/2527	1"7/16-12	27x2	42	59	32
28÷32	1"1/4	SA507043/3227	1"11/16-12	27x2	45	62	32
28÷32	1"1/4	SA507043/3233	1"11/16-12	33x2	45	62	50

Terminale orientabile 90°
ORFS - Metrico cil.
con O.R. e rondella
per sedi ISO 9974
90° (ADJ) elbow male
ORFS - male Metric
with O.R. and retaining ring
ISO 9974 ports
SEDI PAG.32 / PORTS PAG.32



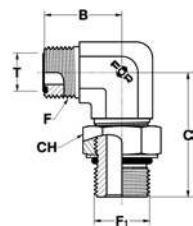
RACCORDI A TENUTA FRONTALE O.R.

CONNECTORS O-RING FACE SEAL

507065

Terminale orientabile 90°
ORFS - Metrico cil.
con O.R. per sedi ISO 6149
90° (ADJ) elbow male
ORFS - male Metric
with O.R. ISO 6149 ports

SEDI PAG.30 / PORTS PAG.30



T		RIFERIMENTO REFERENCE	F	F ₁	B	C	CH
MM.	IN.		UNF-UN	METRICO METRIC			
6	1/4	A507065/0610	9/16-18	10x1	21.5	32.5	14
6	1/4	A507065/0612	9/16-18	12x1,5	21.5	32.5	17
8-10	5/16-3/8	A507065/1014	11/16-16	14x1,5	25	37	19
8-10	5/16-3/8	A507065/1016	11/16-16	16x1,5	25	37	22
12	1/2	A507065/1218	13/16-16	18x1,5	28	40.5	24
12	1/2	A507065/1222	13/16-16	22x1,5	31	50	27
14÷16	5/8	A507065/1622	1"-14	22x1,5	33.5	50	27
14÷16	5/8	A507065/1627	1"-14	27x2	36	51.5	32
18-20	3/4	A507065/2027	1"3/16-12	27x2	37.5	55	32
18-20	3/4	A507065/2033	1"3/16-12	33x2	41.5	60	41
22-25	7/8-1"	A507065/2533	1"7/16-12	33x2	42	60	41
22-25	7/8-1"	A507065/2542	1"7/16-12	42x2	45	62	50
28÷32	1"1/4	A507065/3242	1"11/16-12	42x2	45	62	50
28÷32	1"1/4	A507065/3248	1"11/16-12	48x2	49	66	55
35-38	1"1/2	A507065/3848	2"-12	48x2	49	71	55
6	1/4	SA507065/0614	9/16-18	14x1,5	23.5	37	19
8-10	5/16-3/8	SA507065/1012	11/16-16	12x1,5	25	35	17
8-10	5/16-3/8	SA507065/1018	11/16-16	18x1,5	25	40.5	24
12	1/2	SA507065/1214	13/16-16	14x1,5	28	37	19
12	1/2	SA507065/1216	13/16-16	16x1,5	28	38	22
12	1/2	SA507065/1227	13/16-16	27x2	33.5	55	32
14÷16	5/8	SA507065/1616	1"-14	16x1,5	33.5	43.5	22
14÷16	5/8	SA507065/1618	1"-14	18x1,5	33.5	46.5	24
18-20	3/4	SA507065/2022	1"3/16-12	22x1,5	37.5	49.5	27
22-25	7/8-1"	SA507065/2522	1"7/16-12	22x1,5	42	53.5	27
22-25	7/8-1"	SA507065/2527	1"7/16-12	27x2	42	59	32



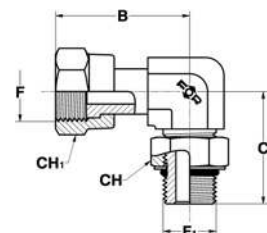
RACCORDI A TENUTA FRONTALE O.R.

CONNECTORS O-RING FACE SEAL

T		RIFERIMENTO REFERENCE	F	F ₁	B	C	CH	CH ₁
MM.	IN.		UNF-UN	UNF-UN				
6	1/4	A507098/0611	9/16-18	7/16-20	34,5	32,5	16	17
8-10	5/16-3/8	A507098/1014	11/16-16	9/16-18	40	37	19	22
12	1/2	A507098/1219	13/16-16	3/4-16	48	40,5	24	27
14÷16	5/8	A507098/1622	1"-14	7/8-14	53,5	50	27	30
18-20	3/4	A507098/2027	1" 3/16-12	1" 1/16-12	59,5	55	35	36
22-25	7/8-1"	A507098/2533	1" 7/16-12	1" 5/16-12	67	60	41	41
28÷32	1" 1/4	A507098/3241	1" 11/16-12	1" 5/8-12	70,5	62	50	50
35-38	1" 1/2	A507098/3848	2"-12	1" 7/8-12	74	66	55	57
12	1/2	SA507098/1214	13/16-16	9/16-18	48	37	19	27
14÷16	5/8	SA507098/1619	1"-14	3/4-16	53,5	45,5	24	30

507098

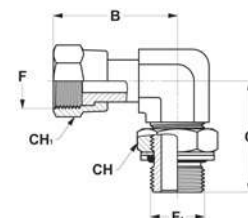
Terminale orientabile 90°
femmina ORFS - SAE UNF-UN
per sedi ISO 11926
90° (AD) elbow swivel nut
ORFS - male SAE UNF-UN
with O.R. ISO 11926 ports
SEDI PAG.30 / PORTS PAG.30



T		RIFERIMENTO REFERENCE	F	F ₁	B	C	CH	CH ₁
MM.	IN.		UNF-UN	GAS CIL.BSPP				
6	1/4	A507142/0610	9/16-18	1/8	34,5	30	14	17
6	1/4	A507142/0613	9/16-18	1/4	34,5	35	19	17
8-10	5/16-3/8	A507142/1013	11/16-16	1/4	40	36	19	22
8-10	5/16-3/8	A507142/1017	11/16-16	3/8	40	38	24	22
12	1/2	A507142/1217	13/16-16	3/8	48	40,5	24	24
12	1/2	A507142/1221	13/16-16	1/2	48	48	27	24
14÷16	5/8	A507142/1621	1"-14	1/2	54	48	27	30
14÷16	5/8	A507142/1626	1"-14	3/4	55	51,5	36	30
18-20	3/4	A507142/2026	1" 3/16-12	3/4	59,5	51,5	36	36
18-20	3/4	A507142/2033	1" 3/16-12	1"	61	58	41	36
22-25	7/8-1"	A507142/2533	1" 7/16-12	1"	65	58	41	41
22-25	7/8-1"	A507142/2542	1" 7/16-12	1" 1/4	67	60,5	50	41
28÷32	1" 1/4	A507142/3242	1" 11/16-12	1" 1/4	67,5	60,5	50	50
28÷32	1" 1/4	A507142/3248	1" 11/16-12	1" 1/2	70,5	64,5	60	50
35-38	1" 1/2	A507142/3848	2"-12	1" 1/2	74	64,5	60	57

507142

Terminale orientabile 90°
femmina ORFS - GAS cil. (BSPP)
con O.R. e rondella
per sedi ISO 1179
90° (AD) elbow swivel nut
ORFS - male BSPP
with O.R. and retaining ring
ISO 1179 ports
SEDI PAG.32 / PORTS PAG.32



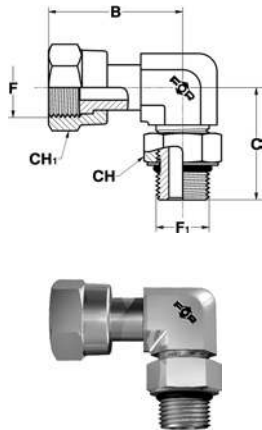
RACCORDI A TENUTA FRONTALE O.R.

CONNECTORS O-RING FACE SEAL

507153

Terminale orientabile 90° femmina ORFS - GAS cil. (JIS) con O.R. per sedi JIS 2351 90° (ADJ) elbow swivel nut ORFS - male JIS with O.R. JIS 2351 ports

SEDI PAG.31 / PORTS PAG.31

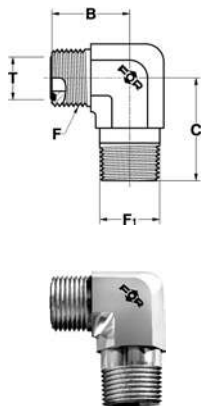


T		RIFERIMENTO REFERENCE	F	F ₁	B	C	CH	CH ₁
MM.	IN.		UNF-UN	GAS CIL.-JIS				
6	1/4	A507153/0610	9/16-18	1/8	34,5	30	14	17
6	1/4	A507153/0613	9/16-18	1/4	34,5	35	19	17
8-10	5/16-3/8	A507153/1013	11/16-16	1/4	40	36	19	22
8-10	5/16-3/8	A507153/1017	11/16-16	3/8	40	38	22	22
12	1/2	A507153/1217	13/16-16	3/8	48	40,5	22	24
12	1/2	A507153/1221	13/16-16	1/2	48	48	27	24
14÷16	5/8	A507153/1621	1"-14	1/2	54	48	27	30
14÷16	5/8	A507153/1626	1"-14	3/4	55	51,5	36	30
18-20	3/4	A507153/2026	1"3/16-12	3/4	59,5	51,5	36	36
18-20	3/4	A507153/2033	1"3/16-12	1"	61	58	41	36
22-25	7/8-1"	A507153/2533	1"7/16-12	1"	65	58	41	41
22-25	7/8-1"	A507153/2542	1"7/16-12	1"1/4	67	60,5	50	41
28÷32	1"1/4	A507153/3242	1"11/16-12	1"1/4	67,5	60,5	50	50
28÷32	1"1/4	A507153/3248	1"11/16-12	1"1/2	70,5	64,5	55	50
35-38	1"1/2	A507153/3848	2"-12	1"1/2	74	64,5	55	57

507108

Terminale 90° ORFS - NPTF per sedi SAE 476 90° elbow male ORFS - male NPTF taper SAE 476 ports

SEDI PAG.35 / PORTS PAG.35



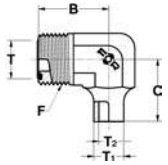
T		RIFERIMENTO REFERENCE	F	F ₁	B	C
MM.	IN.		UNF-UN	NPTF		
6	1/4	A507108/0610	9/16-18	1/8	21.5	22
6	1/4	A507108/0613	9/16-18	1/4	21.5	28
8-10	5/16-3/8	A507108/1013	11/16-16	1/4	25	29
8-10	5/16-3/8	A507108/1017	11/16-16	3/8	25	31
8-10	5/16-3/8	A507108/1021	11/16-16	1/2	29.5	37
12	1/2	A507108/1217	13/16-16	3/8	28	32
12	1/2	A507108/1221	13/16-16	1/2	28	37
12	1/2	A507108/1226	13/16-16	3/4	33,5	40,5
14÷16	5/8	A507108/1621	1"-14	1/2	33,5	40,5
14÷16	5/8	A507108/1626	1"-14	3/4	36	40,5
18-20	3/4	A507108/2021	1"3/16-12	1/2	37,5	43
18-20	3/4	A507108/2026	1"3/16-12	3/4	37,5	43
18-20	3/4	A507108/2033	1"3/16-12	1"	41,5	50
22-25	7/8-1"	A507108/2526	1"7/16-12	3/4	42	45
22-25	7/8-1"	A507108/2533	1"7/16-12	1"	42	50
28÷32	1"1/4	A507108/3242	1"11/16-12	1"1/4	45	60
35-38	1"1/2	A507108/3848	2"-12	1"1/2	49	67



T		RIFERIMENTO REFERENCE	F	B	C	T ₁	T ₂
MM.	IN.		UNF-UN				
6	1/4	X507087/0615	9/16-18	21.5	25	6	3
8-10	5/16-3/8	X507087/1015	11/16-16	25	27	10	7
12	1/2	X507087/1220	13/16-16	28	25	12	8
14÷16	5/8	X507087/1625	1"-14	33.5	33.5	16	11
18-20	3/4	X507087/2030	1" 3/16-12	37.5	37.5	20	14
22-25	7/8-1"	X507087/2540	1" 7/16-12	42	42	25	17
28÷32	1" 1/4	X507087/3240	1" 11/16-12	45	45	32	24
35-38	1" 1/2	X507087/3840	2"-12	49	49	38	30

507087

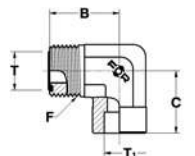
Giunzione 90° maschio
ORFS - codolo a saldare
per tubo
90° elbow connector male
ORFS - TIG butt weld



T		RIFERIMENTO REFERENCE	F	B	C	T ₁
MM.	IN.		UNF-UN			
6	1/4	A507076/0606	9/16-18	21.5	20	6
8-10	5/16-3/8	A507076/1010	11/16-16	25	23	10
12	1/2	A507076/1212	13/16-16	28	25	12
14÷16	5/8	A507076/1616	1"-14	33.5	30	16
18-20	3/4	A507076/2018	1" 3/16-12	37.5	32	18
18-20	3/4	A507076/2020	1" 3/16-12	37.5	32	20
22-25	7/8-1"	A507076/2525	1" 7/16-12	42	36	25
28÷32	1" 1/4	A507076/3232	1" 11/16-12	45	42	32
35-38	1" 1/2	A507076/3838	2"-12	49	44	38
6	1/4	SA507076/0612	9/16-18	23	25	12
8-10	5/16-3/8	SA507076/1012	11/16-16	25	23	12
8-10	5/16-3/8	SA507076/1015	11/16-16	25	23	15
8-10	5/16-3/8	SA507076/1016	11/16-16	25	23	16
12	1/2	SA507076/1222	13/16-16	30,5	35	22
14÷16	5/8	SA507076/1620	1"-14	33,5	30	20
14÷16	5/8	SA507076/1622	1"-14	33,5	35	22
18-20	3/4	SA507076/2025	1" 3/16-12	37,5	35	25
18-20	3/4	SA507076/2027	1" 3/16-12	42	36	27
18-20	3/4	SA507076/2030	1" 3/16-12	42	36	30
18-20	3/4	SA507076/2034	1" 3/16-12	42	36	34
22-25	7/8-1"	SA507076/2530	1" 7/16-12	42	36	30
22-25	7/8-1"	SA507076/2532	1" 7/16-12	42	36	32
22-25	7/8-1"	SA507076/2534	1" 7/16-12	42	44	34
28÷32	1" 1/4	SA507076/3242	1" 11/16-12	45	50	42

507076

Giunzione 90° maschio
ORFS - sede a saldare
per tubo
90° elbow male
ORFS - Braze female

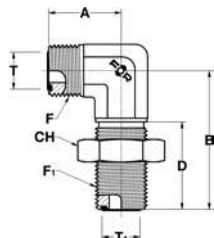


RACCORDI A TENUTA FRONTALE O.R.

CONNECTORS O-RING FACE SEAL

508004

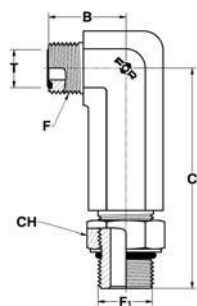
Giunzione 90° passaparatia
ORFS - ORFS
90° bulkhead elbow male
ORFS - ORFS



T		T ₁		RIFERIMENTO REFERENCE	F	F ₁	A	B	D	CH
MM.	IN.	MM.	IN.		UNF-UN	UNF-UN				
6	1/4	6	1/4	A508004/06	9/16-18	9/16-18	22,5	47	31,5	22
8-10	5/16-3/8	8-10	5/16-3/8	A508004/10	11/16-16	11/16-16	26	52	34	27
12	1/2	12	1/2	A508004/12	13/16-16	13/16-16	29	55,5	36,5	30
14÷16	5/8	14÷16	5/8	A508004/16	1"-14	1"-14	34,5	63	40,5	36
18-20	3/4	18-20	3/4	A508004/20	1"3/16-12	1"3/16-12	38,5	67	41,5	41
22-25	7/8-1"	22-25	7/8-1"	A508004/25	1"7/16-12	1"7/16-12	42,5	71	42	46
28÷32	1"1/4	28÷32	1"1/4	A508004/32	1"11/16-12	1"11/16-12	45,5	75,5	42	50
35-38	1"1/2	35-38	1"1/2	A508004/38	2"-12	2"-12	49,5	79,5	42	60
14÷16	5/8	12	1/2	SA508004/1612	1"-14	13/16-16	34,5	59	36,5	30
18-20	3/4	12	1/2	SA508004/2012	1"3/16-12	13/16-16	38,5	62	36,5	30
22-25	7/8-1"	18-20	3/4	SA508004/2520	1"7/16-12	1"3/16-12	42,5	71	41,5	41

510017

Prolunga orientabile 90°
ORFS - SAE UNF-UN
per sedi ISO 11926
90° (AD) long elbow male
ORFS - male SAE UNF-UN
with O.R. ISO 11926 ports
SEDI PAG.30 / PORTS PAG.30



T		RIFERIMENTO REFERENCE	F	F ₁	B	C	CH
MM.	IN.		UNF-UN	UNF-UN			
6	1/4	A510017/0611	9/16-18	7/16-20	21,5	56,5	16
6	1/4	A510017/0614	9/16-18	9/16-18	23,5	66	19
8-10	5/16-3/8	A510017/1014	11/16-16	9/16-18	25	66	19
8-10	5/16-3/8	A510017/1019	11/16-16	3/4-16	26,5	75	24
12	1/2	A510017/1219	13/16-16	3/4-16	28	75	24
12	1/2	A510017/1222	13/16-16	7/8-14	31	89	27
14÷16	5/8	A510017/1622	1"-14	7/8-14	33,5	89	27
14÷16	5/8	A510017/1627	1"-14	1"1/16-12	36	101	35
18-20	3/4	A510017/2027	1"3/16-12	1"1/16-12	37,5	101	35
18-20	3/4	A510017/2033	1"3/16-12	1"5/16-12	41,5	114	41
22-25	7/8-1"	A510017/2533	1"7/16-12	1"5/16-12	42	114	41
22-25	7/8-1"	A510017/2541	1"7/16-12	1"5/8-12	45	126	50
28÷32	1"1/4	A510017/3241	1"11/16-12	1"5/8-12	45	126	50
28÷32	1"1/4	A510017/3248	1"11/16-12	1"7/8-12	49	139	55
35-38	1"1/2	A510017/3848	2"-12	1"7/8-12	49	139	55



RACCORDI A TENUTA FRONTALE O.R.

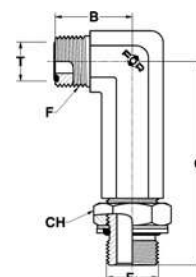
CONNECTORS O-RING FACE SEAL

T		RIFERIMENTO REFERENCE	F	F ₁	B	C	CH
MM.	IN.		UNF-UN	GAS CIL.BSPP			
6	1/4	A510028/0613	9/16-18	1/4	23.5	59	19
6	1/4	A510028/0617	9/16-18	3/8	25	62	24
8-10	5/16-3/8	A510028/1017	11/16-16	3/8	26.5	67	24
8-10	5/16-3/8	A510028/1021	11/16-16	1/2	29.5	77	27
12	1/2	A510028/1217	13/16-16	3/8	28	73	24
12	1/2	A510028/1221	13/16-16	1/2	31	82	27
14÷16	5/8	A510028/1621	1"-14	1/2	33.5	87	27
14÷16	5/8	A510028/1626	1"-14	3/4	36	90	36
18-20	3/4	A510028/2026	1"3/16-12	3/4	37.5	97	36
18-20	3/4	A510028/2033	1"3/16-12	1"	41.5	104	41
22-25	7/8-1"	A510028/2533	1"7/16-12	1"	42	112	41
22-25	7/8-1"	A510028/2542	1"7/16-12	1"1/4	45	114	50
28÷32	1"1/4	A510028/3242	1"11/16-12	1"1/4	45	124	50
28÷32	1"1/4	A510028/3248	1"11/16-12	1"1/2	49	128	60
35-38	1"1/2	A510028/3848	2"-12	1"1/2	49	137	60

510028

Prolunga orientabile 90°
ORFS - GAS cil. (BSPP)
con O.R. e rondella
per sedi ISO 1179
90° (AD) long elbow male
ORFS - male BSPP
with O.R. and retaining ring
ISO 1179 ports

SEDI PAG.32 / PORTS PAG.32

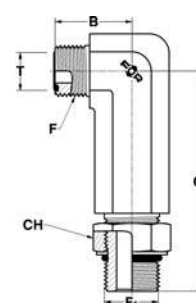


T		RIFERIMENTO REFERENCE	F	F ₁	B	C	CH
MM.	IN.		UNF-UN	GAS CIL.JIS			
6	1/4	A510051/0613	9/16-18	1/4	23.5	59	19
6	1/4	A510051/0617	9/16-18	3/8	25	62	22
8-10	5/16-3/8	A510051/1017	11/16-16	3/8	26.5	67	22
8-10	5/16-3/8	A510051/1021	11/16-16	1/2	29.5	77	27
12	1/2	A510051/1217	13/16-16	3/8	28	73	22
12	1/2	A510051/1221	13/16-16	1/2	31	82	27
14÷16	5/8	A510051/1621	1"-14	1/2	33.5	87	27
14÷16	5/8	A510051/1626	1"-14	3/4	36	90	36
18-20	3/4	A510051/2026	1"3/16-12	3/4	37.5	97	36
18-20	3/4	A510051/2033	1"3/16-12	1"	41.5	104	41
22-25	7/8-1"	A510051/2533	1"7/16-12	1"	42	112	41
22-25	7/8-1"	A510051/2542	1"7/16-12	1"1/4	45	114	50
28÷32	1"1/4	A510051/3242	1"11/16-12	1"1/4	45	124	50
28÷32	1"1/4	A510051/3248	1"11/16-12	1"1/2	49	128	55
35-38	1"1/2	A510051/3848	2"-12	1"1/2	49	137	55

510051

Prolunga orientabile 90°
ORFS - GAS cil. (JIS)
con O.R. per sedi JIS 2351
90° (AD) long elbow male
ORFS - male JIS
with O.R. JIS 2351 ports

SEDI PAG.31 / PORTS PAG.31



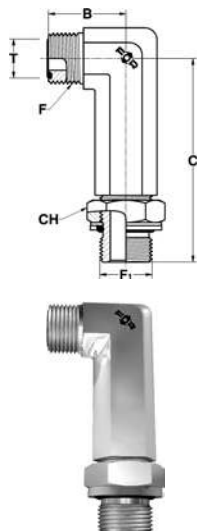
RACCORDI A TENUTA FRONTALE O.R.

CONNECTORS O-RING FACE SEAL

510039

Prolunga orientabile 90°
ORFS - Metrico cil.
con O.R. e rondella
per sedi ISO 9974
90° (AD) long elbow male
ORFS - male Metric
with O.R. and retaining ring
ISO 9974 ports

SEDI PAG.32 / PORTS PAG.32

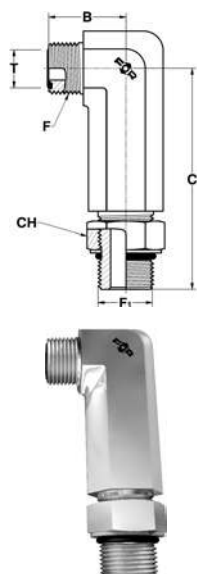


T		RIFERIMENTO REFERENCE	F	F ₁	B	C	CH
MM.	IN.		UNF-UN	METRICO METRIC			
6	1/4	A510039/0612	9/16-18	12x1,5	21.5	56.5	17
8-10	5/16-3/8	A510039/1016	11/16-16	16x1,5	25	67	22
12	1/2	A510039/1218	13/16-16	18x1,5	28	75	24
14÷16	5/8	A510039/1622	1"-14	22x1,5	33.5	89	27
18-20	3/4	A510039/2027	1"3/16-12	27x2	37.5	99	32
22-25	7/8-1"	A510039/2533	1"7/16-12	33x2	42	113	41
28÷32	1"1/4	A510039/3242	1"11/16-12	42x2	45	125	50
35-38	1"1/2	A510039/3848	2"-12	48x2	49	141	55
8-10	5/16-3/8	SA510039/1014	11/16-16	14x1,5	25	64.5	19
12	1/2	SA510039/1222	13/16-16	22x1,5	31.5	89	27

510006

Prolunga orientabile 90°
ORFS - Metrico cil. con O.R.
per sedi ISO 6149
90° (AD) long elbow male
ORFS - male Metric
with O.R. ISO 6149 ports

SEDI PAG.30 / PORTS PAG.30



T		RIFERIMENTO REFERENCE	F	F ₁	B	C	CH
MM.	IN.		UNF-UN	METRICO METRIC			
6	1/4	A510006/0612	9/16-18	12x1,5	21.5	56.5	17
8-10	5/16-3/8	A510006/1016	11/16-16	16x1,5	25	67	22
12	1/2	A510006/1218	13/16-16	18x1,5	28	75	24
14÷16	5/8	A510006/1622	1"-14	22x1,5	33.5	89	27
18-20	3/4	A510006/2027	1"3/16-12	27x2	37.5	99	32
22-25	7/8-1"	A510006/2533	1"7/16-12	33x2	42	113	41
28÷32	1"1/4	A510006/3242	1"11/16-12	42x2	45	125	50
35-38	1"1/2	A510006/3848	2"-12	48x2	49	141	55
8-10	5/16-3/8	SA510006/1014	11/16-16	14x1,5	25	64.5	19
12	1/2	SA510006/1222	13/16-16	22x1,5	31.5	89	27



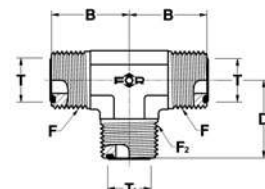
RACCORDI A TENUTA FRONTALE O.R.

CONNECTORS O-RING FACE SEAL

T		T ₁		RIFERIMENTO REFERENCE	F	F ₂	B	D
MM.	IN.	MM.	IN.		UNF-UN	UNF-UN		
6	1/4	6	1/4	A511004/06	9/16-18	9/16-18	21,5	21,5
8-10	5/16-3/8	8-10	5/16-3/8	A511004/10	11/16-16	11/16-16	25	25
12	1/2	12	1/2	A511004/12	13/16-16	13/16-16	28	28
14÷16	5/8	14÷16	5/8	A511004/16	1"-14	1"-14	33,5	33,5
18-20	3/4	18-20	3/4	A511004/20	1"3/16-12	1"3/16-12	37,5	37,5
22-25	7/8-1"	22-25	7/8-1"	A511004/25	1"7/16-12	1"7/16-12	42	42
28÷32	1"1/4	28÷32	1"1/4	A511004/32	1"11/16-12	1"11/16-12	45	45
35-38	1"1/2	35-38	1"1/2	A511004/38	2"-12	2"-12	49	49
8-10	5/16-3/8	12	1/2	SA511004/101012	11/16-16	13/16-16	26,5	28
8-10	5/16-3/8	14÷16	5/8	SA511004/101016	11/16-16	1"-14	29	33,5
12	1/2	14÷16	5/8	SA511004/121216	13/16-16	1"-14	31	33,5
14÷16	5/8	8-10	5/16-3/8	SA511004/161610	1"-14	11/16-16	33,5	29,5
14÷16	5/8	18-20	3/4	SA511004/161620	1"-14	1"3/16-12	36	37,5
14÷16	5/8	22-25	7/8-1"	SA511004/161625	1"-14	1"7/16-12	40	42
18-20	3/4	8-10	5/16-3/8	SA511004/202010	1"3/16-12	11/16-16	37,5	32
18-20	3/4	14÷16	5/8	SA511004/202016	1"3/16-12	1"-14	37,5	36
18-20	3/4	22-25	7/8-1"	SA511004/202025	1"3/16-12	1"7/16-12	41,5	42
22-25	7/8-1"	14÷16	5/8	SA511004/252516	1"7/16-12	1"-14	42	40
28÷32	1"1/4	35-38	1"1/2	SA511004/323238	1"11/16-12	2"-12	51	51

511004

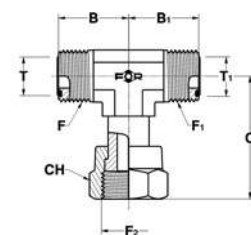
Giunzione a "T"
maschi ORFS
Union tee
male ORFS



T		T ₁		RIFERIMENTO REFERENCE	F	F ₁	F ₂	B	B ₁	C	CH
MM.	IN.	MM.	IN.		UNF-UN	UNF-UN	UNF-UN				
6	1/4	6	1/4	A511015/06	9/16-18	9/16-18	9/16-18	21,5	21,5	34,5	17
8-10	5/16-3/8	8-10	5/16-3/8	A511015/10	11/16-16	11/16-16	11/16-16	25	25	40	22
12	1/2	12	1/2	A511015/12	13/16-16	13/16-16	13/16-16	28	28	49	24
14÷16	5/8	14÷16	5/8	A511015/16	1"-14	1"-14	1"-14	33,5	33,5	54,5	30
18-20	3/4	18-20	3/4	A511015/20	1"3/16-12	1"3/16-12	1"3/16-12	37,5	37,5	61	36
22-25	7/8-1"	22-25	7/8-1"	A511015/25	1"7/16-12	1"7/16-12	1"7/16-12	42	42	68,5	41
28÷32	1"1/4	28÷32	1"1/4	A511015/32	1"11/16-12	1"11/16-12	1"11/16-12	45	45	73,5	50
35-38	1"1/2	35-38	1"1/2	A511015/38	2"-12	2"-12	2"-12	49	49	76	57
12	1/2	14÷16	5/8	SA511015/121616	13/16-16	1"-14	1"-14	31	33,5	41	30
14÷16	5/8	18-20	3/4	SA511015/162020	1"-14	1"3/16-12	1"3/16-12	36	37,5	46,5	36
18-20	3/4	12	1/2	SA511015/201220	1"3/16-12	13/16-16	1"3/16-12	37,5	32,5	46,5	36
22-25	7/8-1"	18-20	3/4	SA511015/252025	1"7/16-12	1"3/16-12	1"7/16-12	42	41,5	53,5	41

511015

Giunzione a "T" maschi
ORFS - femmina ORFS
Swivel branch tee male
ORFS - swivel nut ORFS

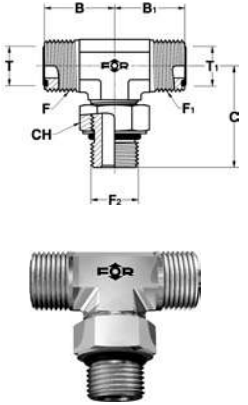


RACCORDI A TENUTA FRONTALE O.R.

CONNECTORS O-RING FACE SEAL

511026

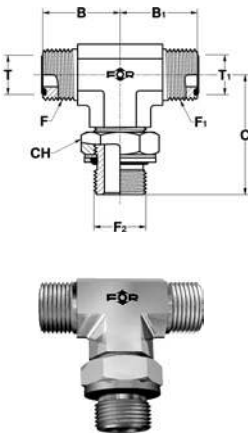
Terminale orientabile a "T"
 ORFS - SAE UNF-UN
 per sedi ISO 11926
 Branch (AD) tee male
 ORFS - male SAE UNF-UN
 with O.R. ISO 11926 ports
 SEDI PAG.30 / PORTS PAG.30



T		T ₁		RIFERIMENTO REFERENCE	F	F ₁	F ₂	B	B ₁	C	CH
MM.	IN.	MM.	IN.		UNF-UN	UNF-UN	UNF-UN				
6	1/4	6	1/4	A511026/0611	9/16-18	9/16-18	7/16-20	21,5	21,5	32,5	16
8-10	5/16-3/8	8-10	5/16-3/8	A511026/1014	11/16-16	11/16-16	9/16-18	25	25	37	19
12	1/2	12	1/2	A511026/1219	13/16-16	13/16-16	3/4-16	28	28	40,5	24
14÷16	5/8	14÷16	5/8	A511026/1622	1"-14	1"-14	7/8-14	33,5	33,5	50	27
18-20	3/4	18-20	3/4	A511026/2027	1"3/16-12	1"3/16-12	1"1/16-12	37,5	37,5	55	35
22-25	7/8-1"	22-25	7/8-1"	A511026/2533	1"7/16-12	1"7/16-12	1"5/16-12	42	42	60	41
28÷32	1"1/4	28÷32	1"1/4	A511026/3241	1"11/16-12	1"11/16-12	1"5/8-12	45	45	62	50
35-38	1"1/2	35-38	1"1/2	A511026/3848	2"-12	2"-12	1"7/8-12	49	49	66	5
6	1/4	12	1/2	SA511026/061222	9/16-18	13/16-16	7/8-14	28	31	50	27
6	1/4	6	1/4	SA511026/0614	9/16-18	9/16-18	9/16-18	23,5	23,5	37	19
8-10	5/16-3/8	8-10	5/16-3/8	SA511026/1011	11/16-16	11/16-16	7/16-20	25	25	35	16
8-10	5/16-3/8	8-10	5/16-3/8	SA511026/1019	11/16-16	11/16-16	3/4-16	26,5	26,5	40,5	24
12	1/2	8-10	5/16-3/8	SA511026/121019	13/16-16	11/16-16	3/4-16	28	26,5	40,5	24
12	1/2	12	1/2	SA511026/1214	13/16-16	13/16-16	9/16-18	28	28	36,5	19
14÷16	5/8	14÷16	5/8	SA511026/1627	1"-14	1"-14	1"1/16-12	36	36	55	35
18-20	3/4	18-20	3/4	SA511026/2033	1"3/16-12	1"3/16-12	1"5/16-12	41,5	41,5	60	41
22-25	7/8-1"	22-25	7/8-1"	SA511026/2541	1"7/16-12	1"7/16-12	1"5/8-12	45	45	62	50
28÷32	1"1/4	28÷32	1"1/4	SA511026/3248	1"11/16-12	1"11/16-12	1"7/8-12	49	49	66	55

511037

Terminale orientabile a "T"
 ORFS - GAS cil. (BSPP)
 con O.R. e rondella
 per sedi ISO 1179
 Branch (AD) tee male
 ORFS - male BSPP
 with O.R. and retaining ring
 ISO 1179 ports
 SEDI PAG.32 / PORTS PAG.32



T		T ₁		RIFERIMENTO REFERENCE	F	F ₁	F ₂	B	B ₁	C	CH
MM.	IN.	MM.	IN.		UNF-UN	UNF-UN	GAS CIL.BSPP				
6	1/4	6	1/4	A511037/0610	9/16-18	9/16-18	1/8	21,5	21,5	30	14
6	1/4	6	1/4	A511037/0613	9/16-18	9/16-18	1/4	23,5	23,5	35	19
8-10	5/16-3/8	8-10	5/16-3/8	A511037/1013	11/16-16	11/16-16	1/4	25	25	37	19
8-10	5/16-3/8	8-10	5/16-3/8	A511037/1017	11/16-16	11/16-16	3/8	26,5	26,5	38	24
12	1/2	12	1/2	A511037/1217	13/16-16	13/16-16	3/8	28	28	38	24
12	1/2	12	1/2	A511037/1221	13/16-16	13/16-16	1/2	31	31	48	27
14÷16	5/8	14÷16	5/8	A511037/1621	1"-14	1"-14	1/2	33,5	33,5	48	27
14÷16	5/8	14÷16	5/8	A511037/1626	1"-14	1"-14	3/4	36	36	51,5	36
18-20	3/4	18-20	3/4	A511037/2026	1"3/16-12	1"3/16-12	3/4	37,5	37,5	51,5	36
22-25	7/8-1"	22-25	7/8-1"	A511037/2533	1"7/16-12	1"7/16-12	1"	42	42	58	41
28÷32	1"1/4	28÷32	1"1/4	A511037/3242	1"11/16-12	1"11/16-12	1"1/4	45	45	60,5	50
35-38	1"1/2	35-38	1"1/2	A511037/3848	2"-12	2"-12	1"1/2	49	49	64,5	60
14÷16	5/8	8-10	5/16-3/8	SA511037/161021	1"-14	11/16-16	1/2	33,5	29	48	27
18-20	3/4	8-10	5/16-3/8	SA511037/201013	1"3/16-12	11/16-16	1/4	37,5	31,5	41,5	19
18-20	3/4	18-20	3/4	SA511037/2033	1"3/16-12	1"3/16-12	1"	41,5	41,5	58	41
18-20	3/4	28÷32	1"1/4	SA511037/203233	1"3/16-12	1"11/16-12	1"	43	45	60	41
22-25	7/8-1"	22-25	7/8-1"	SA511037/2526	1"7/16-12	1"7/16-12	3/4	42	42	56,5	36
28÷32	1"1/4	28÷32	1"1/4	SA511037/3248	1"11/16-12	1"11/16-12	1"1/2	49	49	64,5	60



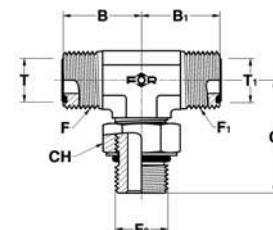
RACCORDI A TENUTA FRONTALE O.R.

CONNECTORS O-RING FACE SEAL

T		T ₁		RIFERIMENTO REFERENCE	F	F ₁	F ₂	B	B ₁	C	CH
MM.	IN.	MM.	IN.		UNF-UN	UNF-UN	GAS CIL-JIS				
6	1/4	6	1/4	A511093/0610	9/16-18	9/16-18	1/8	21.5	21.5	30	14
6	1/4	6	1/4	A511093/0613	9/16-18	9/16-18	1/4	23.5	23.5	35	19
8-10	5/16-3/8	8-10	5/16-3/8	A511093/1013	11/16-16	11/16-16	1/4	25	25	36.8	19
8-10	5/16-3/8	8-10	5/16-3/8	A511093/1017	11/16-16	11/16-16	3/8	26.5	26.5	38	22
12	1/2	12	1/2	A511093/1217	13/16-16	13/16-16	3/8	28	28	38	22
12	1/2	12	1/2	A511093/1221	13/16-16	13/16-16	1/2	31	31	48	27
14÷16	5/8	8-10	5/16-3/8	A511093/161021	1"-14	11/16-16	1/2	33.3	28.8	48	27
14÷16	5/8	14÷16	5/8	A511093/1621	1"-14	1"-14	1/2	33.3	33.3	48	27
14÷16	5/8	14÷16	5/8	A511093/1626	1"-14	1"-14	3/4	36	36	51.5	36
18-20	3/4	8-10	5/16-3/8	A511093/201013	1"3/16-12	11/16-16	1/4	37.5	31.5	41.5	19
18-20	3/4	18-20	3/4	A511093/202033	1"3/16-12	1"3/16-12	1"	41.5	41.5	58	41
18-20	3/4	18-20	3/4	A511093/2026	1"3/16-12	1"3/16-12	3/4	37.5	37.5	51.5	36
18-20	3/4	28÷32	1"1/4	A511093/203233	1"3/16-12	1"11/16-12	1"	43	45	60	41
22-25	7/8-1"	22-25	7/8-1"	A511093/2526	1"7/16-12	1"7/16-12	3/4	42	42	56.5	36
22-25	7/8-1"	22-25	7/8-1"	A511093/2533	1"7/16-12	1"7/16-12	1"	42	42	58	41
28÷32	1"1/4	28÷32	1"1/4	A511093/3242	1"11/16-12	1"11/16-12	1"1/4	44.7	44.7	60.5	50
35-38	1"1/2	35-38	1"1/2	A511093/3848	2"-12	2"-12	1"1/2	48.8	48.8	64.5	55

511093

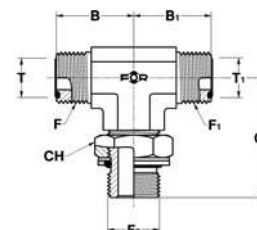
Terminale orientabile a "T"
ORFS - GAS cil. (JIS)
con O.R. per sedi JIS 2351
Branch (ADJ) tee male
ORFS - male JIS
with O.R. JIS 2351 ports
SEDI PAG.31 / PORTS PAG.31



T		T ₁		RIFERIMENTO REFERENCE	F	F ₁	F ₂	B	B ₁	C	CH
MM.	IN.	MM.	IN.		UNF-UN	UNF-UN	METRICO METRIC				
6	1/4	6	1/4	A511048/0612	9/16-18	9/16-18	12x1,5	21.5	21.5	32.5	17
8-10	5/16-3/8	8-10	5/16-3/8	A511048/1016	11/16-16	11/16-16	16x1,5	25	25	37	22
12	1/2	12	1/2	A511048/1218	13/16-16	13/16-16	18x1,5	28	28	40.5	24
14÷16	5/8	14÷16	5/8	A511048/1622	1"-14	1"-14	22x1,5	33.5	33.5	50	27
18-20	3/4	18-20	3/4	A511048/2027	1"3/16-12	1"3/16-12	27x2	37.5	37.5	55	32
22-25	7/8-1"	22-25	7/8-1"	A511048/2533	1"7/16-12	1"7/16-12	33x2	42	42	60	41
28÷32	1"1/4	28÷32	1"1/4	A511048/3242	1"11/16-12	1"11/16-12	42x2	45	45	62	50
35-38	1"1/2	35-38	1"1/2	A511048/3848	2"-12	2"-12	48x2	49	49	71	55
6	1/4	6	1/4	SA511048/0614	9/16-18	9/16-18	14x1,5	23.5	23.5	37	19
8-10	5/16-3/8	8-10	5/16-3/8	SA511048/1014	11/16-16	11/16-16	14x1,5	25	25	35	19
8-10	5/16-3/8	14÷16	5/8	SA511048/101618	11/16-16	1"-14	18x1,5	29	33.5	48.5	24
8-10	5/16-3/8	8-10	5/16-3/8	SA511048/1018	11/16-16	11/16-16	18x1,5	26.5	26.5	40.5	24
12	1/2	12	1/2	SA511048/1216	13/16-16	13/16-16	16x1,5	28	28	40.5	22
12	1/2	14÷16	5/8	SA511048/121622	13/16-16	1"-14	22x1,5	31.5	33.5	50	27
14÷16	5/8	12	1/2	SA511048/161216	1"-14	13/16-16	16x1,5	33.5	30.5	47	22
14÷16	5/8	14÷16	5/8	SA511048/1616	1"-14	1"-14	16x1,5	33.5	33.5	43.5	22
14÷16	5/8	14÷16	5/8	SA511048/1618	1"-14	1"-14	18x1,5	33.5	33.5	46.5	24
28÷32	1"1/4	28÷32	1"1/4	SA511048/3233	1"11/16-12	1"11/16-12	33x2	45	45	62	41

511048

Terminale orientabile a "T"
ORFS - Metrico cil.
con O.R. e rondella
per sedi ISO 9974
Branch (ADJ) tee male
ORFS - male Metric
with O.R. and retaining ring
ISO 9974 ports
SEDI PAG.32 / PORTS PAG.32

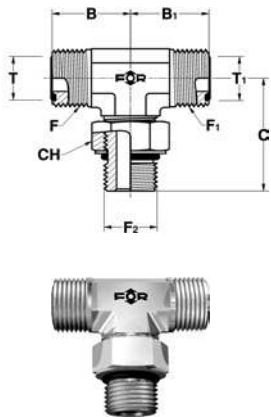


RACCORDI A TENUTA FRONTALE O.R.

CONNECTORS O-RING FACE SEAL

511060

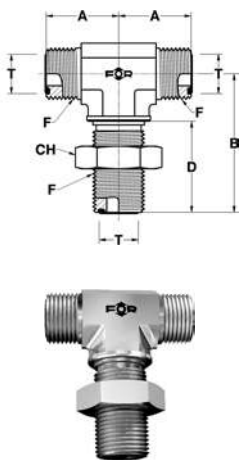
Terminale orientabile a "T"
 ORFS - Metrico cil.
 con O.R. per sedi ISO 6149
 Branch (AD) tee male
 ORFS - male Metric
 with O.R. ISO 6149 ports
 SEDI PAG.30 / PORTS PAG.30



T		T ₁		RIFERIMENTO REFERENCE	F	F ₁	F ₂	B	B ₁	C	CH
MM.	IN.	MM.	IN.		UNF-UN	UNF-UN	METRICO METRIC				
6	1/4	6	1/4	A511060/0612	9/16-18	9/16-18	12x1,5	21.5	21.5	32.5	17
8-10	5/16-3/8	8-10	5/16-3/8	A511060/1016	11/16-16	11/16-16	16x1,5	25	25	37	22
12	1/2	12	1/2	A511060/1218	13/16-16	13/16-16	18x1,5	28	28	40.5	24
14÷16	5/8	14÷16	5/8	A511060/1622	1"-14	1"-14	22x1,5	33.5	33.5	50	27
18-20	3/4	18-20	3/4	A511060/2027	1"3/16-12	1"3/16-12	27x2	37.5	37.5	55	32
22-25	7/8-1"	22-25	7/8-1"	A511060/2533	1"7/16-12	1"7/16-12	33x2	42	42	60	41
28÷32	1"1/4	28÷32	1"1/4	A511060/3242	1"11/16-12	1"11/16-12	42x2	45	45	62	50
35-38	1"1/2	35-38	1"1/2	A511060/3848	2"-12	2"-12	48x2	49	49	71	55
6	1/4	6	1/4	SA511060/0614	9/16-18	9/16-18	14x1,5	23.5	23.5	37	19
8-10	5/16-3/8	8-10	5/16-3/8	SA511060/1014	11/16-16	11/16-16	14x1,5	25	25	35	19
8-10	5/16-3/8	14÷16	5/8	SA511060/101618	11/16-16	1"-14	18x1,5	29	33.5	48.5	24
8-10	5/16-3/8	8-10	5/16-3/8	SA511060/1018	11/16-16	11/16-16	18x1,5	26.5	26.5	40.5	24
12	1/2	12	1/2	SA511060/1216	13/16-16	13/16-16	16x1,5	28	28	40.5	22
12	1/2	14÷16	5/8	SA511060/121618	13/16-16	1"-14	18x1,5	30	33.5	47.5	24
12	1/2	14÷16	5/8	SA511060/121622	13/16-16	1"-14	22x1,5	31.5	33.5	50	27
14÷16	5/8	12	1/2	SA511060/161216	1"-14	13/16-16	16x1,5	33.5	30.5	47	22
14÷16	5/8	14÷16	5/8	SA511060/1616	1"-14	1"-14	16x1,5	33.5	33.5	43.5	22
14÷16	5/8	14÷16	5/8	SA511060/1618	1"-14	1"-14	18x1,5	33.5	33.5	46.5	24
28÷32	1"1/4	28÷32	1"1/4	SA511060/3233	1"11/16-12	1"11/16-12	33x2	45	45	62	41

512005

Giunzione a "T" passaparatia
 maschi ORFS
 Bulkhead union tee
 male ORFS



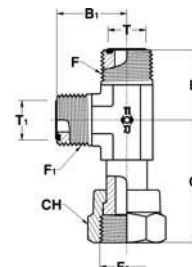
T		RIFERIMENTO REFERENCE	F	A	B	D	CH
MM.	IN.		UNF-UN				
6	1/4	A512005/06	9/16-18	22.5	47	31,5	22
8-10	5/16-3/8	A512005/10	11/16-16	26	52	34	27
12	1/2	A512005/12	13/16-16	29	55.5	36,5	30
14÷16	5/8	A512005/16	1"-14	34.5	63	40,5	36
18-20	3/4	A512005/20	1"3/16-12	38.5	67	41,5	41
22-25	7/8-1"	A512005/25	1"7/16-12	42.5	71	42	46
28÷32	1"1/4	A512005/32	1"11/16-12	45.5	75.5	42	50
35-38	1"1/2	A512005/38	2"-12	49.5	79.5	42	60



T		T ₁		RIFERIMENTO REFERENCE	F	F ₂	F ₁	B	C	B ₁	CH
MM.	IN.	MM.	IN.		UNF-UN	UNF-UN	UNF-UN				
6	1/4	6	1/4	A513001/06	9/16-18	9/16-18	9/16-18	21,5	34,5	21,5	17
8-10	5/16-3/8	8-10	5/16-3/8	A513001/10	11/16-16	11/16-16	11/16-16	25	40	25	22
12	1/2	12	1/2	A513001/12	13/16-16	13/16-16	13/16-16	28	49	28	24
14÷16	5/8	14÷16	5/8	A513001/16	1"-14	1"-14	1"-14	33,5	54,5	33,5	30
18-20	3/4	18-20	3/4	A513001/20	1"3/16-12	1"3/16-12	1"3/16-12	37,5	61	37,5	36
22-25	7/8-1"	22-25	7/8-1"	A513001/25	1"7/16-12	1"7/16-12	1"7/16-12	42	68,5	42	41
28÷32	1"1/4	28÷32	1"1/4	A513001/32	1"11/16-12	1"11/16-12	1"11/16-12	45	73,5	45	50
35-38	1"1/2	35-38	1"1/2	A513001/38	2"-12	2"-12	2"-12	49	76	49	57
6	1/4	8-10	5/16-3/8	SA513001/061010	9/16-18	11/16-16	11/16-16	23,5	40	25	22
6	1/4	12	1/2	SA513001/061212	9/16-18	13/16-16	13/16-16	25	49	28	24
6	1/4	14÷16	5/8	SA513001/061616	9/16-18	1"-14	1"-14	28	54,5	33,5	30
8-10	5/16-3/8	12	1/2	SA513001/101212	11/16-16	13/16-16	13/16-16	27	49	28	24
12	1/2	6	1/4	SA513001/121206	13/16-16	13/16-16	9/16-18	28	49	25	24
12	1/2	8-10	5/16-3/8	SA513001/121210	13/16-16	13/16-16	11/16-16	28	49	27	24
14÷16	5/8	6	1/4	SA513001/161606	1"-14	1"-14	9/16-18	33,5	54,5	28	30
14÷16	5/8	8-10	5/16-3/8	SA513001/161610	1"-14	1"-14	11/16-16	33,5	54,5	29	30
14÷16	5/8	18-20	3/4	SA513001/161620	1"-14	1"-14	1"3/16-12	36	57,5	37,5	30
18-20	3/4	14÷16	5/8	SA513001/201616	1"3/16-12	1"-14	1"-14	37,5	57,5	36	30
18-20	3/4	12	1/2	SA513001/202012	1"3/16-12	1"3/16-12	13/16-16	37,5	61	33,5	36
18-20	3/4	14÷16	5/8	SA513001/202016	1"3/16-12	1"3/16-12	1"-14	37,5	61	36	36
18-20	3/4	22-25	7/8-1"	SA513001/202025	1"3/16-12	1"3/16-12	1"7/16-12	41,5	67	42	36
22-25	7/8-1"	8-10	5/16-3/8	SA513001/252510	1"7/16-12	1"7/16-12	11/16-16	42	68,5	36	41
22-25	7/8-1"	12	1/2	SA513001/252512	1"7/16-12	1"7/16-12	13/16-16	42	68,5	37,5	41
22-25	7/8-1"	18-20	3/4	SA513001/252520	1"7/16-12	1"7/16-12	1"3/16-12	42	68,5	41,5	41

513001

Giunzione a "L" maschi
ORFS - femmina ORFS
Swivel run tee male
ORFS - swivel nut ORFS

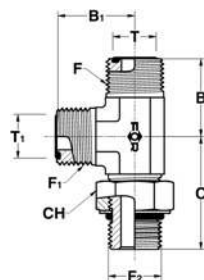


RACCORDI A TENUTA FRONTALE O.R.

CONNECTORS O-RING FACE SEAL

513012

Terminale orientabile a "L"
 ORFS - SAE UNF-UN
 per sedi ISO 11926
 Run (ADJ) tee male
 ORFS - male SAE UNF-UN
 with O.R. ISO 11926 ports
 SEDI PAG.30 / PORTS PAG.30



T		T ₁		RIFERIMENTO REFERENCE	F	F ₂	F ₁	B	C	B ₁	CH
MM.	IN.	MM.	IN.		UNF-UN	UNF-UN	UNF-UN				
6	1/4	6	1/4	A513012/0611	9/16-18	7/16-20	9/16-18	21,5	32,5	21,5	16
8-10	5/16-3/8	8-10	5/16-3/8	A513012/1014	11/16-16	9/16-18	11/16-16	25	37	25	19
12	1/2	12	1/2	A513012/1219	13/16-16	3/4-16	13/16-16	28	40,5	28	24
14÷16	5/8	14÷16	5/8	A513012/1622	1"-14	7/8-14	1"-14	33,5	50	33,5	27
18-20	3/4	18-20	3/4	A513012/2027	1"3/16-12	1"1/16-12	1"3/16-12	37,5	55	37,5	35
22-25	7/8-1"	22-25	7/8-1"	A513012/2533	1"7/16-12	1"5/16-12	1"7/16-12	42	60	42	41
28÷32	1"1/4	28÷32	1"1/4	A513012/3241	1"11/16-12	1"5/8-12	1"11/16-12	45	62	45	50
35-38	1"1/2	35-38	1"1/2	A513012/3848	2"-12	1"7/8-12	2"-12	49	66	49	55
6	1/4	6	1/4	SA513012/0614	9/16-18	9/16-18	9/16-18	23,5	37	23,5	19
8-10	5/16-3/8	8-10	5/16-3/8	SA513012/1011	11/16-16	7/16-20	11/16-16	25	35	25	16
8-10	5/16-3/8	8-10	5/16-3/8	SA513012/1019	11/16-16	3/4-16	11/16-16	26,5	40,5	26,5	24
8-10	5/16-3/8	12	1/2	SA513012/101912	11/16-16	3/4-16	13/16-16	26,5	40,5	28	24
8-10	5/16-3/8	18-20	3/4	SA513012/102720	11/16-16	1"1/16-12	1"3/16-12	32	55	37,5	35
12	1/2	12	1/2	SA513012/1222	13/16-16	7/8-14	13/16-16	31	50	31	27
12	1/2	6	1/4	SA513012/122206	13/16-16	7/8-14	9/16-18	31	50	28	27
12	1/2	12	1/2	SA513012/1227	13/16-16	1"1/16-12	13/16-16	33,5	51,5	33,5	35
18-20	3/4	18-20	3/4	SA513012/2019	1"3/16-12	3/4-16	1"3/16-12	37,5	47	37,5	24
18-20	3/4	14÷16	5/8	SA513012/202716	1"3/16-12	1"1/16-12	1"-14	37,5	55	36	35
18-20	3/4	22-25	7/8-1"	SA513012/202725	1"3/16-12	1"1/16-12	1"7/16-12	41	59	42	35
18-20	3/4	18-20	3/4	SA513012/2033	1"3/16-12	1"5/16-12	1"3/16-12	41,5	60	41,5	41
22-25	7/8-1"	22-25	7/8-1"	SA513012/2527	1"7/16-12	1"1/16-12	1"7/16-12	42	59	42	35
22-25	7/8-1"	14÷16	5/8	SA513012/252716	1"7/16-12	1"1/16-12	1"-14	42	59	40	35
22-25	7/8-1"	18-20	3/4	SA513012/252720	1"7/16-12	1"1/16-12	1"3/16-12	42	59	41,5	35
22-25	7/8-1"	6	1/4	SA513012/253006	1"7/16-12	1"3/16-12	9/16-18	42	55	35	35
22-25	7/8-1"	18-20	3/4	SA513012/253320	1"7/16-12	1"5/16-12	1"3/16-12	42	60	41,5	41
22-25	7/8-1"	22-25	7/8-1"	SA513012/254125	1"7/16-12	1"5/8-12	1"7/16-12	45	62,5	45	46
28÷32	1"1/4	22-25	7/8-1"	SA513012/323325	1"11/16-12	1"5/16-12	1"7/16-12	45	62,5	45	41
28÷32	1"1/4	22-25	7/8-1"	SA513012/324125	1"11/16-12	1"5/8-12	1"7/16-12	45	62,5	45	50
28÷32	1"1/4	28÷32	1"1/4	SA513012/3248	1"11/16-12	1"7/8-12	1"11/16-12	49	66	49	55

FOR S.P.A. - NORME E DIMENSIONI SOGGETTE A MODIFICHE SENZA PREAVVISO.
 FOR S.P.A. - DESIGN DETAILS AND SPECIFICATIONS SUBJECT TO CHANGE WITHOUT PRIOR NOTICE.

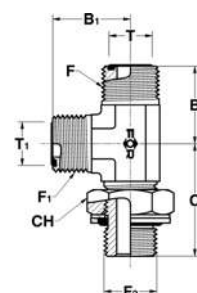


T		T ₁		RIFERIMENTO REFERENCE	F	F ₂	F ₁	B	C	B ₁	CH
MM.	IN.	MM.	IN.		UNF-UN	GAS CIL.BSPP	UNF-UN				
6	1/4	6	1/4	A513023/0610	9/16-18	1/8	9/16-18	21.5	30	21.5	14
6	1/4	6	1/4	A513023/0613	9/16-18	1/4	9/16-18	23.5	35	23.5	19
8-10	5/16-3/8	8-10	5/16-3/8	A513023/1013	11/16-16	1/4	11/16-16	25	36	25	19
8-10	5/16-3/8	8-10	5/16-3/8	A513023/1017	11/16-16	3/8	11/16-16	26.5	38	26.5	24
12	1/2	12	1/2	A513023/1217	13/16-16	3/8	13/16-16	28	38	28	24
12	1/2	12	1/2	A513023/1221	13/16-16	1/2	13/16-16	31	48	31	27
14÷16	5/8	14÷16	5/8	A513023/1621	1"-14	1/2	1"-14	33,5	48	33,5	27
14÷16	5/8	14÷16	5/8	A513023/1626	1"-14	3/4	1"-14	36	51.5	36	36
18-20	3/4	18-20	3/4	A513023/2026	1"3/16-12	3/4	1"3/16-12	37,5	51.5	37,5	36
18-20	3/4	18-20	3/4	A513023/2033	1"3/16-12	1"	1"3/16-12	41,5	58	41,5	41
22-25	7/8-1"	22-25	7/8-1"	A513023/2533	1"7/16-12	1"	1"7/16-12	42	58	42	41
28÷32	1"1/4	28÷32	1"1/4	A513023/3242	1"11/16-12	1"1/4	1"11/16-12	45	60.5	45	50
35-38	1"1/2	35-38	1"1/2	A513023/3848	2"-12	1"1/2	2"-12	49	64.5	49	60
6	1/4	6	1/4	SA513023/0617	9/16-18	3/8	9/16-18	25	38	25	24
8-10	5/16-3/8	8-10	5/16-3/8	SA513023/1021	11/16-16	1/2	11/16-16	29.5	48	29.5	27
8-10	5/16-3/8	8-10	5/16-3/8	SA513023/1033	11/16-16	1"	11/16-16	36	54	36	41
12	1/2	8-10	5/16-3/8	SA513023/122110	13/16-16	1/2	11/16-16	31	48	28.5	27
12	1/2	12	1/2	SA513023/1226	13/16-16	3/4	13/16-16	33	51.5	33	36
12	1/2	12	1/2	SA513023/123312	13/16-16	1"	13/16-16	37	58	37	41
14÷16	5/8	14÷16	5/8	SA513023/1617	1"-14	3/8	1"-14	33,5	44.5	33,5	24
14÷16	5/8	14÷16	5/8	SA513023/1633	1"-14	1"	1"-14	40	58	40	41
14÷16	5/8	18-20	3/4	SA513023/163320	1"-14	1"	1"3/16-12	41	58	41,5	41
22-25	7/8-1"	22-25	7/8-1"	SA513023/2526	1"7/16-12	3/4	1"7/16-12	42	56.5	42	36
22-25	7/8-1"	12	1/2	SA513023/253312	1"7/16-12	1"	13/16-16	42	58	37	41
22-25	7/8-1"	14÷16	5/8	SA513023/253316	1"7/16-12	1"	1"-14	42	58	40	41
22-25	7/8-1"	22-25	7/8-1"	SA513023/2542	1"7/16-12	1"1/4	1"7/16-12	45	62	45	50
28÷32	1"1/4	28÷32	1"1/4	SA513023/3233	1"11/16-12	1"	1"11/16-12	45	59.5	45	41
28÷32	1"1/4	18-20	3/4	SA513023/323320	1"11/16-12	1"	1"3/16-12	45	60	43	41
28÷32	1"1/4	22-25	7/8-1"	SA513023/323325	1"11/16-12	1"	1"7/16-12	45	59.5	45	41
28÷32	1"1/4	22-25	7/8-1"	SA513023/324225	1"11/16-12	1"1/4	1"7/16-12	45	60.5	45	50
35-38	1"1/2	22-25	7/8-1"	SA513023/384825	2"-12	1"1/2	1"7/16-12	49	64,5	49	60

513023

Terminale orientabile a "L"
ORFS - GAS cil. (BSPP)
con O.R. e rondella
per sedi ISO 1179
Run (ADJ) tee male
ORFS - male BSPP
with O.R. and retaining ring
ISO 1179 ports

SEDI PAG.32 / PORTS PAG.32



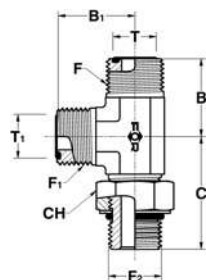
RACCORDI A TENUTA FRONTALE O.R.

CONNECTORS O-RING FACE SEAL

513089

Terminale orientabile a "L"
 ORFS - GAS cil. (JIS)
 con O.R. per sedi JIS 2351
Run (AD) tee male
 ORFS - male JIS
 with O.R. JIS 2351 ports

SEDI PAG.31 / PORTS PAG.31



T		T ₁		RIFERIMENTO REFERENCE	F	F ₂	F ₁	B	C	B ₁	CH
MM.	IN.	MM.	IN.		UNF-UN	GAS CIL.-JIS	UNF-UN				
6	1/4	6	1/4	A513089/0610	9/16-18	1/8	9/16-18	21.5	30	21.5	14
6	1/4	6	1/4	A513089/0613	9/16-18	1/4	9/16-18	23.5	35	23.5	19
6	1/4	6	1/4	A513089/0617	9/16-18	3/8	9/16-18	25	38	25	22
8-10	5/16-3/8	8-10	5/16-3/8	A513089/1013	11/16-16	1/4	11/16-16	25	36	25	19
8-10	5/16-3/8	8-10	5/16-3/8	A513089/1017	11/16-16	3/8	11/16-16	26.5	38	26.5	22
8-10	5/16-3/8	8-10	5/16-3/8	A513089/1021	11/16-16	1/2	11/16-16	29.5	48	29.5	27
8-10	5/16-3/8	8-10	5/16-3/8	A513089/1026	11/16-16	3/4	11/16-16	32	51.5	32	36
8-10	5/16-3/8	8-10	5/16-3/8	A513089/1033	11/16-16	1"	11/16-16	36	54	36.00	41
12	1/2	12	1/2	A513089/1217	13/16-16	3/8	13/16-16	28	38	28	22
12	1/2	12	1/2	A513089/1221	13/16-16	1/2	13/16-16	31	48	31	27
12	1/2	8-10	5/16-3/8	A513089/122110	13/16-16	1/2	11/16-16	31	48	28.5	27
12	1/2	12	1/2	A513089/1226	13/16-16	3/4	13/16-16	33	51.5	33	36
12	1/2	12	1/2	A513089/123312	13/16-16	1"	13/16-16	37	58	37	41
14÷16	5/8	14÷16	5/8	A513089/1617	1"-14	3/8	1"-14	33.3	44.5	33.3	22
14÷16	5/8	14÷16	5/8	A513089/1621	1"-14	1/2	1"-14	33.3	48	33.3	27
14÷16	5/8	14÷16	5/8	A513089/1626	1"-14	3/4	1"-14	36	51.5	36	36
14÷16	5/8	12	1/2	A513089/162612	1"-14	3/4	13/16-16	36	51.5	33	36
14÷16	5/8	14÷16	5/8	A513089/1633	1"-14	1"	1"-14	40	58	40	41
18-20	3/4	18-20	3/4	A513089/2026	1"3/16-12	3/4	1"3/16-12	37.3	51.5	37.3	36
18-20	3/4	12	1/2	A513089/202612	1"3/16-12	3/4	13/16-16	37.3	51.5	34.00	36
18-20	3/4	18-20	3/4	A513089/2033	1"3/16-12	1"	1"3/16-12	41.2	58	41.2	41
22-25	7/8-1"	22-25	7/8-1"	A513089/2526	1"7/16-12	3/4	1"7/16-12	42	56.5	42	36
22-25	7/8-1"	22-25	7/8-1"	A513089/2533	1"7/16-12	1"	1"7/16-12	42	58	42	41
22-25	7/8-1"	12	1/2	A513089/253312	1"7/16-12	1"	13/16-16	42	58	37	41
22-25	7/8-1"	14÷16	5/8	A513089/253316	1"7/16-12	1"	1"-14	42	58	40	41
22-25	7/8-1"	22-25	7/8-1"	A513089/2542	1"7/16-12	1"1/4	1"7/16-12	44.7	62	44.7	50
28÷32	1"1/4	28÷32	1"1/4	A513089/3233	1"11/16-12	1"	1"11/16-12	45	59.5	45	41
28÷32	1"1/4	18-20	3/4	A513089/323320	1"11/16-12	1"	1"3/16-12	45	60	43	41
28÷32	1"1/4	22-25	7/8-1"	A513089/323325	1"11/16-12	1"	1"7/16-12	45	59.5	45	41
28÷32	1"1/4	28÷32	1"1/4	A513089/3242	1"11/16-12	1"1/4	1"11/16-12	45	60.5	45	50
28÷32	1"1/4	22-25	7/8-1"	A513089/324225	1"11/16-12	1"1/4	1"7/16-12	44.7	60.5	44.7	50
35-38	1"1/2	35-38	1"1/2	A513089/3848	2"-12	1"1/2	2"-12	48.8	64.5	48.8	55



RACCORDI A TENUTA FRONTALE O.R.

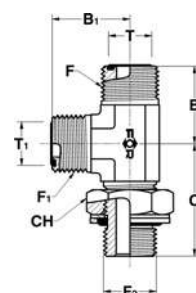
CONNECTORS O-RING FACE SEAL

T		T ₁		RIFERIMENTO REFERENCE	F	F ₂	F ₁	B	C	B ₁	CH
MM.	IN.	MM.	IN.		UNF-UN	METRICO METRIC	UNF-UN				
6	1/4	6	1/4	A513034/0612	9/16-18	12x1,5	9/16-18	21.5	32.5	21.5	17
8-10	5/16-3/8	8-10	5/16-3/8	A513034/1016	11/16-16	16x1,5	11/16-16	25	37	25	22
12	1/2	12	1/2	A513034/1218	13/16-16	18x1,5	13/16-16	28	40.5	28	24
14÷16	5/8	14÷16	5/8	A513034/1622	1"-14	22x1,5	1"-14	33.5	49	33.5	27
18-20	3/4	18-20	3/4	A513034/2027	1"3/16-12	27x2	1"3/16-12	37.5	55	37.5	32
22-25	7/8-1"	22-25	7/8-1"	A513034/2533	1"7/16-12	33x2	1"7/16-12	42	60	42	41
28÷32	1"1/4	28÷32	1"1/4	A513034/3242	1"11/16-12	42x2	1"11/16-12	45	62	45	50
35-38	1"1/2	35-38	1"1/2	A513034/3848	2"-12	48x2	2"-12	49	71	49	55
6	1/4	6	1/4	SA513034/0614	9/16-18	14x1,5	9/16-18	23.5	35.5	23.5	19
8-10	5/16-3/8	8-10	5/16-3/8	SA513034/1014	11/16-16	14x1,5	11/16-16	25	35	25	19
8-10	5/16-3/8	8-10	5/16-3/8	SA513034/1018	11/16-16	18x1,5	11/16-16	26.5	40.5	26.5	24
8-10	5/16-3/8	14÷16	5/8	SA513034/102216	11/16-16	22x1,5	1"-14	30	49	33	27
12	1/2	12	1/2	SA513034/1216	13/16-16	16x1,5	13/16-16	28	38	28	22
12	1/2	12	1/2	SA513034/1222	13/16-16	22x1,5	13/16-16	33	49	33	27
12	1/2	14÷16	5/8	SA513034/122216	13/16-16	22x1,5	1"-14	31,5	49	33,5	27
14÷16	5/8	14÷16	5/8	SA513034/1618	1"-14	18x1,5	1"-14	33.5	46.5	33.5	24
14÷16	5/8	8-10	5/16-3/8	SA513034/161810	1"-14	18x1,5	11/16-16	33.5	46.5	29	24
14÷16	5/8	14÷16	5/8	SA513034/1626	1"-14	26x1,5	1"-14	36	49	36	36
18-20	3/4	18-20	3/4	SA513034/2022	1"3/16-12	22x1,5	1"3/16-12	37.5	49.5	37.5	27
28÷32	1"1/4	28÷32	1"1/4	SA513034/3233	1"11/16-12	33x2	1"11/16-12	45	62	45	41

513034

Terminale orientabile a "L"
ORFS - Metrico cil.
con O.R. e rondella
per sedi ISO 9974
Run (ADJ) tee male
ORFS - male Metric
with O.R. and retaining ring
ISO 9974 ports

SEDI PAG.32 / PORTS PAG.32

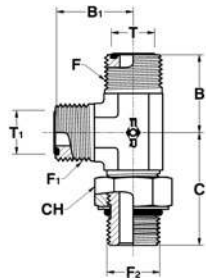


RACCORDI A TENUTA FRONTALE O.R.

CONNECTORS O-RING FACE SEAL

513056

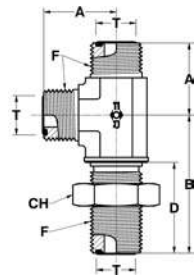
Terminale orientabile a "L"
 ORFS - Metrico cil. con O.R.
 per sedi ISO 6149
 Run (ADJ) tee male
 ORFS - male Metric
 with O.R. ISO 6149 ports
 SEDI PAG.30 / PORTS PAG.30



T		T ₁		RIFERIMENTO REFERENCE	F	F ₂	F ₁	B	C	B ₁	CH
MM.	IN.	MM.	IN.		UNF-UN	METRICO METRIC	UNF-UN				
6	1/4	6	1/4	A513056/0612	9/16-18	12x1,5	9/16-18	21.5	32.5	21.5	17
8-10	5/16-3/8	8-10	5/16-3/8	A513056/1016	11/16-16	16x1,5	11/16-16	25	37	25	22
12	1/2	12	1/2	A513056/1218	13/16-16	18x1,5	13/16-16	28	40.5	28	24
14÷16	5/8	14÷16	5/8	A513056/1622	1"-14	22x1,5	1"-14	33.5	49	33.5	27
18-20	3/4	18-20	3/4	A513056/2027	1"3/16-12	27x2	1"3/16-12	37.5	55	37.5	32
22-25	7/8-1"	22-25	7/8-1"	A513056/2533	1"7/16-12	33x2	1"7/16-12	42	60	42	41
28÷32	1"1/4	28÷32	1"1/4	A513056/3242	1"11/16-12	42x2	1"11/16-12	45	62	45	50
35-38	1"1/2	35-38	1"1/2	A513056/3848	2"-12	48x2	2"-12	49	71	49	55
6	1/4	6	1/4	SA513056/0614	9/16-18	14x1,5	9/16-18	23.5	35.5	23.5	19
8-10	5/16-3/8	8-10	5/16-3/8	SA513056/1014	11/16-16	14x1,5	11/16-16	25	35	25	19
8-10	5/16-3/8	8-10	5/16-3/8	SA513056/1018	11/16-16	18x1,5	11/16-16	26.5	40.5	26.5	24
8-10	5/16-3/8	14÷16	5/8	SA513056/102216	11/16-16	22x1,5	1"-14	31,50	50	33.5	27
12	1/2	12	1/2	SA513056/1216	13/16-16	16x1,5	13/16-16	28	38	28	22
12	1/2	12	1/2	SA513056/1222	13/16-16	22x1,5	13/16-16	33	49	33	27
14÷16	5/8	14÷16	5/8	SA513056/1618	1"-14	18x1,5	1"-14	33.5	46.5	33.5	24
14÷16	5/8	8-10	5/16-3/8	SA513056/161810	1"-14	18x1,5	11/16-16	33.5	46.5	29	24

514003

Giunzione a "L" passaparatia
 maschi ORFS
 Bulkhead run tee
 male ORFS



T		RIFERIMENTO REFERENCE	F	A	B	D	CH
MM.	IN.		UNF-UN				
6	1/4	A514003/06	9/16-18	22.5	47	31,5	22
8-10	5/16-3/8	A514003/10	11/16-16	26	52	34	27
12	1/2	A514003/12	13/16-16	29	55.5	36,5	30
14÷16	5/8	A514003/16	1"-14	34.5	63	40,5	36
18-20	3/4	A514003/20	1"3/16-12	38.5	67	41,5	41
22-25	7/8-1"	A514003/25	1"7/16-12	42.5	71	42	46
28÷32	1"1/4	A514003/32	1"11/16-12	45.5	75.5	42	50
35-38	1"1/2	A514003/38	2"-12	49.5	79.5	42	60

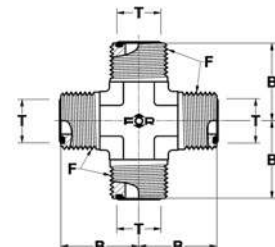
FOR S.P.A. - NORME E DIMENSIONI SOGGETTE A MODIFICHE SENZA PREAVVISO.
 FOR S.P.A. - DESIGN DETAILS AND SPECIFICATIONS SUBJECT TO CHANGE WITHOUT PRIOR NOTICE.



T		RIFERIMENTO REFERENCE	F	B
MM.	IN.		UNF-UN	
6	1/4	A515002/06	9/16-18	21,5
8-10	5/16-3/8	A515002/10	11/16-16	25
12	1/2	A515002/12	13/16-16	28
14÷16	5/8	A515002/16	1"-14	33,5
18-20	3/4	A515002/20	1"3/16-12	37,5
22-25	7/8-1"	A515002/25	1"7/16-12	42
28÷32	1"1/4	A515002/32	1"11/16-12	45
35-38	1"1/2	A515002/38	2"-12	49

515002

Giunzione a croce
maschi ORFS
*Union cross
male ORFS*

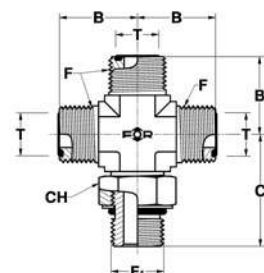


T		RIFERIMENTO REFERENCE	F	F ₁	B	C	CH
MM.	IN.		UNF-UN	UNF-UN			
6	1/4	A515013/0611	9/16-18	7/16-20	22,5	33	16
8-10	5/16-3/8	A515013/1014	11/16-16	9/16-18	25	37	19
12	1/2	A515013/1219	13/16-16	3/4-16	29,5	41,5	24
14÷16	5/8	A515013/1622	1"-14	7/8-14	33,5	50	27
18-20	3/4	A515013/2027	1"3/16-12	1"1/16-12	37,5	55	32
22-25	7/8-1"	A515013/2533	1"7/16-12	1"5/16-12	42	60	38
28÷32	1"1/4	A515013/3241	1"11/16-12	1"5/8-12	45	62	50
35-38	1"1/2	A515013/3848	2"-12	1"7/8-12	49	66	55

515013

Terminale orientabile a croce
ORFS - SAE UNF-UN
per sedi ISO 11926
*Cross (ADJ) male
ORFS - male SAE UNF-UN
with O.R. ISO 11926 ports*

SEDI PAG.30 / PORTS PAG.30

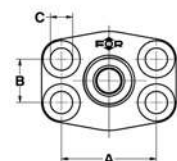
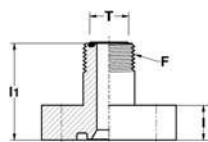


RACCORDI A TENUTA FRONTALE O.R.

CONNECTORS O-RING FACE SEAL

402174

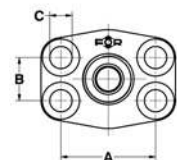
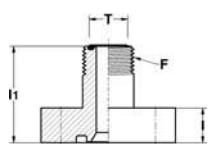
Flangia diritta maschio
 ORFS - SAE 3000 PSI
 Straight male
 ORFS - SAE 3000 PSI flange
 SEDI PAG.40 / PORTS PAG.40



DN T			RIFERIMENTO REFERENCE	F	I ₁	A	B	C	I
SIZE	MM.	IN.							
1/2	8-10	5/16-3/8	A402174/1210	11/16-16	37	38,10	17,48	9	14
1/2	12	1/2	A402174/1212	13/16-16	39	38,10	17,48	9	14
1/2	14÷16	5/8	A402174/1216	1"-14	42	38,10	17,48	9	14
3/4	14÷16	5/8	A402174/1916	1"-14	45	47,63	22,23	11	15
3/4	18-20	3/4	A402174/1920	1"3/16-12	47	47,63	22,23	11	15
1"	18-20	3/4	A402174/2520	1"3/16-12	49	52,37	26,19	11	17
1"	22-25	7/8-1"	A402174/2525	1"7/16-12	49	52,37	26,19	11	17
1"1/4	22-25	7/8-1"	A402174/3225	1"7/16-12	53	58,72	30,18	11,5	21
1"1/4	28÷32	1"1/4	A402174/3232	1"11/16-12	53	58,72	30,18	11,5	21
1"1/2	28÷32	1"1/4	A402174/3832	1"11/16-12	59	69,85	35,71	13,5	24
1"1/2	35-38	1"1/2	A402174/3838	2"-12	61	69,85	35,71	13,5	24

402679

Flangia diritta maschio
 ORFS - SAE 6000 PSI
 Straight male
 ORFS - SAE 6000 PSI flange
 SEDI PAG.40 / PORTS PAG.40



DN T			RIFERIMENTO REFERENCE	F	I ₁	A	B	C	I
SIZE	MM.	IN.							
1/2	8-10	5/16-3/8	A402679/1210	11/16-16	38	40,49	18,24	9	15
1/2	12	1/2	A402679/1212	13/16-16	40	40,49	18,24	9	15
1/2	14÷16	5/8	A402679/1216	1"-14	43	40,49	18,24	9	15
3/4	14÷16	5/8	A402679/1916	1"-14	47	50,80	23,80	11	17
3/4	18-20	3/4	A402679/1920	1"3/16-12	49	50,80	23,80	11	17
1"	18-20	3/4	A402679/2520	1"3/16-12	56	57,15	27,76	13	21
1"	22-25	7/8-1"	A402679/2525	1"7/16-12	56	57,15	27,76	13	21
1"1/4	22-25	7/8-1"	A402679/3225	1"7/16-12	61	66,68	31,75	15	24
1"1/4	28÷32	1"1/4	A402679/3232	1"11/16-12	61	66,68	31,75	15	24
1"1/2	28÷32	1"1/4	A402679/3832	1"11/16-12	65	79,38	36,50	17	27
1"1/2	35-38	1"1/2	A402679/3838	2"-12	67	79,38	36,50	17	27



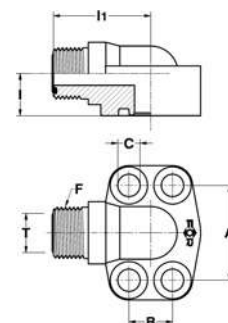
RACCORDI A TENUTA FRONTALE O.R.

CONNECTORS O-RING FACE SEAL

DN T			RIFERIMENTO REFERENCE	F	I ₁	I	A	B	C
SIZE	MM.	IN.							
1/2	8-10	5/16-3/8	A407200/1210	11/16-16	37	17	38,10	17,48	9
1/2	12	1/2	A407200/1212	13/16-16	39	17	38,10	17,48	9
1/2	14÷16	5/8	A407200/1216	1"-14	40	20	38,10	17,48	9
3/4	14÷16	5/8	A407200/1916	1"-14	44	20	47,63	22,23	11
3/4	18-20	3/4	A407200/1920	1" 3/16-12	45	25	47,63	22,23	11
1"	18-20	3/4	A407200/2520	1" 3/16-12	48	25	52,37	26,19	11
1"	22-25	7/8-1"	A407200/2525	1" 7/16-12	49	31	52,37	26,19	11
1" 1/4	22-25	7/8-1"	A407200/3225	1" 7/16-12	55	31	58,72	30,18	11,5
1" 1/4	28÷32	1" 1/4	A407200/3232	1" 11/16-12	55	31	58,72	30,18	11,5
1" 1/2	28÷32	1" 1/4	A407200/3832	1" 11/16-12	59	31	69,85	35,71	13,5
1" 1/2	35-38	1" 1/2	A407200/3838	2"-12	61	37	69,85	35,71	13,5

407200

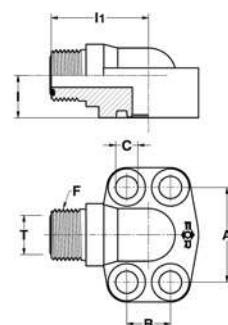
Flangia 90° maschio
ORFS - SAE 3000 PSI
90° male
ORFS - SAE 3000 PSI flange
SEDI PAG.40 / PORTS PAG.40



DN T			RIFERIMENTO REFERENCE	F	I ₁	I	A	B	C
SIZE	MM.	IN.							
1/2	8-10	5/16-3/8	A407705/1210	11/16-16	37	17	40,49	18,24	9
1/2	12	1/2	A407705/1212	13/16-16	39	17	40,49	18,24	9
1/2	14÷16	5/8	A407705/1216	1"-14	40	20	40,49	18,24	9
3/4	14÷16	5/8	A407705/1916	1"-14	48	20	50,80	23,80	11
3/4	18-20	3/4	A407705/1920	1" 3/16-12	50	25	50,80	23,80	11
1"	18-20	3/4	A407705/2520	1" 3/16-12	54	25	57,15	27,76	13
1"	22-25	7/8-1"	A407705/2525	1" 7/16-12	55	31	57,15	27,76	13
1" 1/4	22-25	7/8-1"	A407705/3225	1" 7/16-12	59	31	66,68	31,75	15
1" 1/4	28÷32	1" 1/4	A407705/3232	1" 11/16-12	59	31	66,68	31,75	15
1" 1/2	28÷32	1" 1/4	A407705/3832	1" 11/16-12	64	37	79,38	36,50	17
1" 1/2	35-38	1" 1/2	A407705/3838	2"-12	66	37	79,38	36,50	17

407705

Flangia 90° maschio
ORFS - SAE 6000 PSI
90° male
ORFS - SAE 6000 PSI flange
SEDI PAG.40 / PORTS PAG.40



RACCORDI A TENUTA FRONTALE O.R.

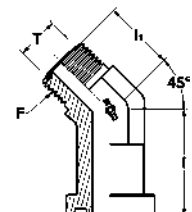
CONNECTORS O-RING FACE SEAL

405034

Flangia 45° orientabile maschio
ORFS - SAE 3000 PSI
45° (AD) male

ORFS - SAE 3000 PSI flange

SEDI PAG.40 / PORTS PAG.40



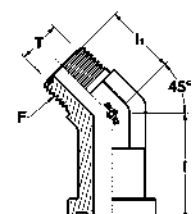
DN	T		RIFERIMENTO REFERENCE	F	I ₁	I	A	B	
	SIZE	MM.							IN.
	1/2	8-10	5/16-3/8	A405034/1210	11/16-16	24	37	38,10	17,48
	1/2	12	1/2	A405034/1212	13/16-16	25	37	38,10	17,48
	1/2	14÷16	5/8	A405034/1216	1"-14	27	37	38,10	17,48
	3/4	14÷16	5/8	A405034/1916	1"-14	31	42	47,63	22,23
	3/4	18-20	3/4	A405034/1920	1"3/16-12	33	42	47,63	22,23
	1"	18-20	3/4	A405034/2520	1"3/16-12	36	42	52,37	26,19
	1"	22-25	7/8-1"	A405034/2525	1"7/16-12	36	42	52,37	26,19
	1"1/4	22-25	7/8-1"	A405034/3225	1"7/16-12	36	42	58,72	30,18
	1"1/4	28÷32	1"1/4	A405034/3232	1"11/16-12	36	42	58,72	30,18
	1"1/2	28÷32	1"1/4	A405034/3832	1"11/16-12	39	50	69,85	35,71
	1"1/2	35-38	1"1/2	A405034/3838	2"-12	41	50	69,85	35,71

405539

Flangia 45° orientabile maschio
ORFS - SAE 6000 PSI
45° (AD) male

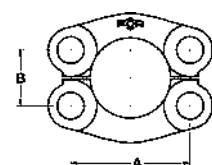
ORFS - SAE 6000 PSI flange

SEDI PAG.40 / PORTS PAG.40



DN	T		RIFERIMENTO REFERENCE	F	I ₁	I	A	B	
	SIZE	MM.							IN.
	1/2	8-10	5/16-3/8	A405539/1210	11/16-16	24	38	40,49	18,24
	1/2	12	1/2	A405539/1212	13/16-16	25	38	40,49	18,24
	1/2	14÷16	5/8	A405539/1216	1"-14	27	38	40,49	18,24
	3/4	14÷16	5/8	A405539/1916	1"-14	32	42	50,80	23,80
	3/4	18-20	3/4	A405539/1920	1"3/16-12	34	42	50,80	23,80
	1"	18-20	3/4	A405539/2520	1"3/16-12	37	53	57,15	27,76
	1"	22-25	7/8-1"	A405539/2525	1"7/16-12	37	53	57,15	27,76
	1"1/4	22-25	7/8-1"	A405539/3225	1"7/16-12	37	60	66,68	31,75
	1"1/4	28÷32	1"1/4	A405539/3232	1"11/16-12	38	60	66,68	31,75
	1"1/2	28÷32	1"1/4	A405539/3832	1"11/16-12	39	70	79,38	36,50
	1"1/2	35-38	1"1/2	A405539/3838	2"-12	41	70	79,38	36,50

SEMIFLANGE
(RIF. PER ORDINE PAG. 431)
SPLIT FLANGES
(REF. OF ORDER PAG. 431)





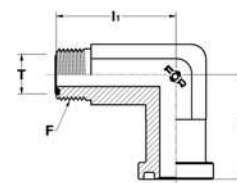
RACCORDI A TENUTA FRONTALE O.R.

CONNECTORS O-RING FACE SEAL

DN T			RIFERIMENTO REFERENCE	F	I ₁	I	A	B
SIZE	MM.	IN.						
1/2	8-10	5/16-3/8	A407211/1210	11/16-16	46	42	38,10	17.48
1/2	12	1/2	A407211/1212	13/16-16	48	42	38,10	17.48
1/2	14÷16	5/8	A407211/1216	1"-14	50	42	38,10	17.48
3/4	14÷16	5/8	A407211/1916	1"-14	57	52	47.63	22.23
3/4	18-20	3/4	A407211/1920	1" 3/16-12	59	52	47.63	22.23
1"	18-20	3/4	A407211/2520	1" 3/16-12	61	54	52.37	26.19
1"	22-25	7/8-1"	A407211/2525	1" 7/16-12	61	54	52.37	26.19
1" 1/4	22-25	7/8-1"	A407211/3225	1" 7/16-12	65	56	58.72	30.18
1" 1/4	28÷32	1" 1/4	A407211/3232	1" 11/16-12	65	56	58.72	30.18
1" 1/2	28÷32	1" 1/4	A407211/3832	1" 11/16-12	72	61	69.85	35.71
1" 1/2	35-38	1" 1/2	A407211/3838	2"-12	75	61	69,85	35.71

407211

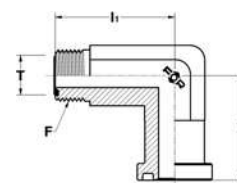
Flangia 90° orientabile maschio
ORFS - SAE 3000 PSI
90° (ADJ) male
ORFS - SAE 3000 PSI flange
SEDI PAG.40 / PORTS PAG.40



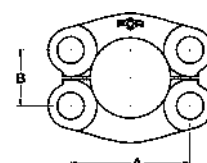
DN T			RIFERIMENTO REFERENCE	F	I ₁	I	A	B
SIZE	MM.	IN.						
1/2	8-10	5/16-3/8	A407716/1210	11/16-16	47	43	40.49	18.24
1/2	12	1/2	A407716/1212	13/16-16	49	43	40.49	18.24
1/2	14÷16	5/8	A407716/1216	1"-14	51	43	40.49	18.24
3/4	14÷16	5/8	A407716/1916	1"-14	57	54	50,80	23,80
3/4	18-20	3/4	A407716/1920	1" 3/16-12	59	54	50,80	23,80
1"	18-20	3/4	A407716/2520	1" 3/16-12	65	65	57.15	27.76
1"	22-25	7/8-1"	A407716/2525	1" 7/16-12	66	65	57.15	27.76
1" 1/4	22-25	7/8-1"	A407716/3225	1" 7/16-12	72	70	66.68	31.75
1" 1/4	28÷32	1" 1/4	A407716/3232	1" 11/16-12	72	70	66.68	31.75
1" 1/2	28÷32	1" 1/4	A407716/3832	1" 11/16-12	82	80	79.38	36,50
1" 1/2	35-38	1" 1/2	A407716/3838	2"-12	84	80	79.38	36,50

407716

Flangia 90° orientabile maschio
ORFS - SAE 6000 PSI
90° (ADJ) male
ORFS - SAE 6000 PSI flange
SEDI PAG.40 / PORTS PAG.40



SEMIFLANGE
(RIF. PER ORDINE PAG. 431)
SPLIT FLANGES
(REF. OF ORDER PAG. 431)



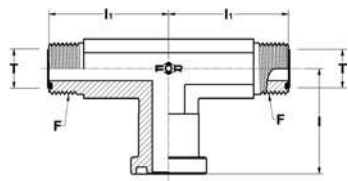
RACCORDI A TENUTA FRONTALE O.R.

CONNECTORS O-RING FACE SEAL

411039

Flangia a "T" orientabile maschi
 ORFS - SAE 3000 PSI
 Branch (ADJ) tee male
 ORFS - SAE 3000 PSI flange

SEDI PAG.40 / PORTS PAG.40

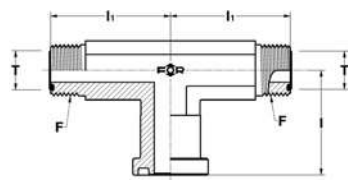


DN T			RIFERIMENTO REFERENCE	F	I ₁	I	A	B
SIZE	MM.	IN.						
1/2	8-10	5/16-3/8	A411039/1210	11/16-16	46	42	38,10	17,48
1/2	12	1/2	A411039/1212	13/16-16	48	42	38,10	17,48
1/2	14÷16	5/8	A411039/1216	1"-14	50	42	38,10	17,48
3/4	14÷16	5/8	A411039/1916	1"-14	57	52	47,63	22,23
3/4	18-20	3/4	A411039/1920	1"3/16-12	59	52	47,63	22,23
1"	18-20	3/4	A411039/2520	1"3/16-12	61	54	52,37	26,19
1"	22-25	7/8-1"	A411039/2525	1"7/16-12	61	56	52,37	26,19
1"1/4	22-25	7/8-1"	A411039/3225	1"7/16-12	65	56	58,72	30,18
1"1/4	28÷32	1"1/4	A411039/3232	1"11/16-12	65	56	58,72	30,18
1"1/2	28÷32	1"1/4	A411039/3832	1"11/16-12	72	61	69,85	35,71
1"1/2	35-38	1"1/2	A411039/3838	2"-12	75	61	69,85	35,71

411534

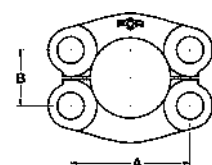
Flangia a "T" orientabile maschi
 ORFS - SAE 6000 PSI
 Branch (ADJ) tee male
 ORFS - SAE 6000 PSI flange

SEDI PAG.40 / PORTS PAG.40



DN T			RIFERIMENTO REFERENCE	F	I ₁	I	A	B
SIZE	MM.	IN.						
1/2	8-10	5/16-3/8	A411534/1210	11/16-16	47	43	40,49	18,24
1/2	12	1/2	A411534/1212	13/16-16	49	43	40,49	18,24
1/2	14÷16	5/8	A411534/1216	1"-14	51	43	40,49	18,24
3/4	14÷16	5/8	A411534/1916	1"-14	57	54	50,80	23,80
3/4	18-20	3/4	A411534/1920	1"3/16-12	59	54	50,80	23,80
1"	18-20	3/4	A411534/2520	1"3/16-12	65	65	57,15	27,76
1"	22-25	7/8-1"	A411534/2525	1"7/16-12	66	65	57,15	27,76
1"1/4	22-25	7/8-1"	A411534/3225	1"7/16-12	72	70	66,68	31,75
1"1/4	28÷32	1"1/4	A411534/3232	1"11/16-12	72	70	66,68	31,75
1"1/2	28÷32	1"1/4	A411534/3832	1"11/16-12	82	80	79,38	36,50
1"1/2	35-38	1"1/2	A411534/3838	2"-12	84	80	79,38	36,50

SEMIFLANGE
 (RIF. PER ORDINE PAG. 431)
 SPLIT FLANGES
 (REF. OF ORDER PAG. 431)





RACCORDI A TENUTA FRONTALE O.R.

CONNECTORS O-RING FACE SEAL

DN T			RIFERIMENTO REFERENCE	F	I ₁	I	A	B
SIZE	MM.	IN.						
1/2	8-10	5/16-3/8	A413031/1210	11/16-16	46	42	38,10	17,48
1/2	12	1/2	A413031/1212	13/16-16	48	42	38,10	17,48
1/2	14÷16	5/8	A413031/1216	1"-14	50	42	38,10	17,48
3/4	14÷16	5/8	A413031/1916	1"-14	57	52	47,63	22,23
3/4	18-20	3/4	A413031/1920	1" 3/16-12	59	52	47,63	22,23
1"	18-20	3/4	A413031/2520	1" 3/16-12	61	54	52,37	26,19
1"	22-25	7/8-1"	A413031/2525	1" 7/16-12	61	56	52,37	26,19
1" 1/4	22-25	7/8-1"	A413031/3225	1" 7/16-12	65	56	58,72	30,18
1" 1/4	28÷32	1" 1/4	A413031/3232	1" 11/16-12	65	56	58,72	30,18
1" 1/2	28÷32	1" 1/4	A413031/3832	1" 11/16-12	72	61	69,85	35,71
1" 1/2	35-38	1" 1/2	A413031/3838	2"-12	75	61	69,85	35,71

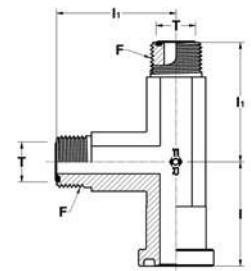
1/2	8-10	5/16-3/8	A413536/1210	11/16-16	47	43	40,49	18,24
1/2	12	1/2	A413536/1212	13/16-16	49	43	40,49	18,24
1/2	14÷16	5/8	A413536/1216	1"-14	51	43	40,49	18,24
3/4	14÷16	5/8	A413536/1916	1"-14	57	54	50,80	23,80
3/4	18-20	3/4	A413536/1920	1" 3/16-12	59	54	50,80	23,80
1"	18-20	3/4	A413536/2520	1" 3/16-12	65	65	57,15	27,76
1"	22-25	7/8-1"	A413536/2525	1" 7/16-12	66	65	57,15	27,76
1" 1/4	22-25	7/8-1"	A413536/3225	1" 7/16-12	72	70	66,68	31,75
1" 1/4	28÷32	1" 1/4	A413536/3232	1" 11/16-12	72	70	66,68	31,75
1" 1/2	28÷32	1" 1/4	A413536/3832	1" 11/16-12	82	80	79,38	36,50
1" 1/2	35-38	1" 1/2	A413536/3838	2"-12	84	80	79,38	36,50

413031

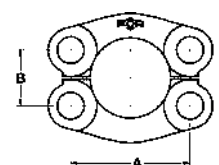
Flangia a "L" orientabile maschi
ORFS - SAE 3000 PSI
Run (ADJ) tee male
ORFS - SAE 3000 PSI flange
SEDI PAG.40 / PORTS PAG.40

413536

Flangia a "L" orientabile maschi
ORFS - SAE 6000 PSI
Run (ADJ) tee male ORFS - SAE
6000 PSI flange
SEDI PAG.40 / PORTS PAG.40



SEMIFLANGE
(RIF. PER ORDINE PAG. 431)
SPLIT FLANGES
(REF. OF ORDER PAG. 431)



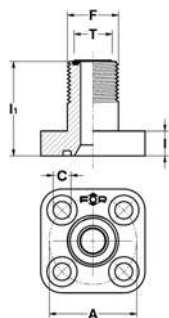
RACCORDI A TENUTA FRONTALE O.R.

CONNECTORS O-RING FACE SEAL

402239

Flangia diritta maschio
ORFS - interasse metrico
4 fori per viti standard
Straight male
ORFS - 4 bolts metric
flange std. screw

SEDI PAG.42 / PORTS PAG.42

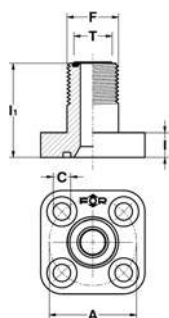


DN T			RIFERIMENTO REFERENCE	F UNF-UN	I ₁	A	C	I
SIZE	MM.	IN.						
10	6	1/4	A402239/1006	9/16-18	27	26	5,5	7
10	8-10	5/16-3/8	A402239/1010	11/16-16	29	26	5,5	7
12	8-10	5/16-3/8	A402239/1210	11/16-16	33	30	7	9
12	12	1/2	A402239/1212	13/16-16	35	30	7	9
15	12	1/2	A402239/1512	13/16-16	35	35	7	10
20	14÷16	5/8	A402239/2016	1"-14	41	40	7	12
20	18-20	3/4	A402239/2020	1"3/16-12	45	40	7	12
26	18-20	3/4	A402239/2620	1"3/16-12	48	55	9	16
26	22-25	7/8-1"	A402239/2625	1"7/16-12	50	55	9	16
26	28÷32	1"1/4	A402239/2632	1"11/16-12	50	55	9	16
31	22-25	7/8-1"	A402239/3125	1"7/16-12	53	61	11	18
31	28÷32	1"1/4	A402239/3132	1"11/16-12	55	61	11	18
32	22-25	7/8-1"	A402239/3225	1"7/16-12	53	62	11	18
32	28÷32	1"1/4	A402239/3232	1"11/16-12	55	62	11	18

402734

Flangia diritta maschio
ORFS - interasse metrico
4 fori per viti maggiorate
Straight male
ORFS - 4 bolts metric
flange heavy screw

SEDI PAG.42 / PORTS PAG.42



DN T			RIFERIMENTO REFERENCE	F UNF-UN	I ₁	A	C	I
SIZE	MM.	IN.						
12	8-10	5/16-3/8	A402734/1210	11/16-16	31	30	8,5	9
15	12	1/2	A402734/1512	13/16-16	35	35	8,5	10
20	12	1/2	A402734/2012	13/16-16	40	40	8,5	12
20	14÷16	5/8	A402734/2016	1"-14	42	40	8,5	12
25	18-20	3/4	A402734/2520	1"3/16-12	48	51	11	16
25	22-25	7/8-1"	A402734/2525	1"7/16-12	50	51	11	16
32	22-25	7/8-1"	A402734/3225	1"7/16-12	55	62	13	18
32	28÷32	1"1/4	A402734/3232	1"11/16-12	57	62	13	18
40	28÷32	1"1/4	A402734/4032	1"11/16-12	62	72,5	13	21



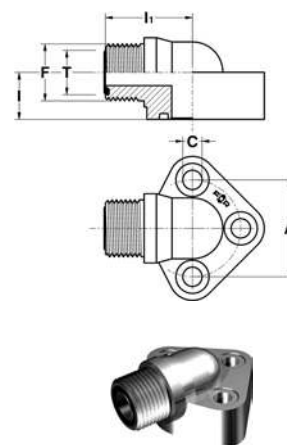
RACCORDI A TENUTA FRONTALE O.R.

CONNECTORS O-RING FACE SEAL

DN T			RIFERIMENTO REFERENCE	F	I ₁	I	A	C
SIZE	MM.	IN.						
10	6	1/4	A407309/1006	9/16-18	26	13.5	26	5,5
10	8-10	5/16-3/8	A407309/1010	11/16-16	28	13.5	26	5,5
12	8-10	5/16-3/8	A407309/1210	11/16-16	30	17	30	7
12	12	1/2	A407309/1212	13/16-16	32	17	30	7
15	12	1/2	A407309/1512	13/16-16	33	17	35	7
20	14÷16	5/8	A407309/2016	1"-14	39	20	40	7
20	18-20	3/4	A407309/2020	1" 3/16-12	43	25	40	7
20	22-25	7/8-1"	A407309/2025	1" 7/16-12	43	25	40	7
26	18-20	3/4	A407309/2620	1" 3/16-12	48	31	55	9
26	22-25	7/8-1"	A407309/2625	1" 7/16-12	48	31	55	9
26	28÷32	1" 1/4	A407309/2632	1" 11/16-12	48	31	55	9
31	22-25	7/8-1"	A407309/3125	1" 7/16-12	50	31	61	11
31	28÷32	1" 1/4	A407309/3132	1" 11/16-12	50	31	61	11
31	35-38	1" 1/2	A407309/3138	2"-12	55	37	61	11
32	22-25	7/8-1"	A407309/3225	1" 7/16-12	52	31	62	11
32	28÷32	1" 1/4	A407309/3232	1" 11/16-12	55	31	62	11
32	35-38	1" 1/2	A407309/3238	2"-12	55	37	62	11

407309

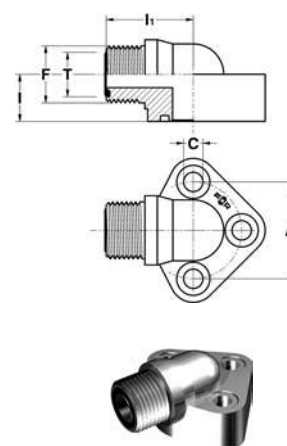
Flangia 90° maschio
ORFS - interasse metrico
3 fori per viti standard
90° male ORFS - 3 bolts metric
flange std. screw
SEDI PAG.42 / PORTS PAG.42



DN T			RIFERIMENTO REFERENCE	F	I ₁	I	A	C
SIZE	MM.	IN.						
12	6	1/4	A407804/1206	9/16-18	28	17	30	8,5
12	8-10	5/16-3/8	A407804/1210	11/16-16	30	17	30	8,5
12	12	1/2	A407804/1212	13/16-16	31	17	30	8,5
15	12	1/2	A407804/1512	13/16-16	33	17	35	8,5
20	14÷16	5/8	A407804/2016	1"-14	39	20	40	8,5
20	18-20	3/4	A407804/2020	1" 3/16-12	40	25	40	8,5
20	22-25	7/8-1"	A407804/2025	1" 7/16-12	42	25	40	8,5
25	18-20	3/4	A407804/2520	1" 3/16-12	46	31	51	11
25	22-25	7/8-1"	A407804/2525	1" 7/16-12	48	31	51	11
25	28÷32	1" 1/4	A407804/2532	1" 11/16-12	48	31	51	11
32	22-25	7/8-1"	A407804/3225	1" 7/16-12	50	31	62	13
32	28÷32	1" 1/4	A407804/3232	1" 11/16-12	52	31	62	13
32	35-38	1" 1/2	A407804/3238	2"-12	55	37	62	13
40	35-38	1" 1/2	A407804/4038	2"-12	56	37	72,5	13

407804

Flangia 90° maschio
ORFS - interasse metrico
3 fori per viti maggiorate
90° male ORFS - 3 bolts metric
flange heavy screw
SEDI PAG.42 / PORTS PAG.42



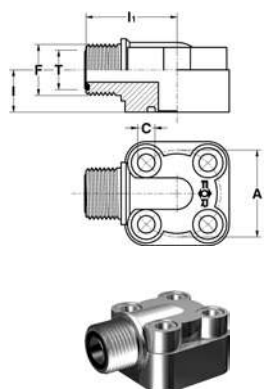
RACCORDI A TENUTA FRONTALE O.R.

CONNECTORS O-RING FACE SEAL

407310

Flangia 90° maschio
ORFS - interasse metrico
4 fori per viti standard
90° male ORFS - 4 bolts metric
flange std. screw

SEDI PAG.42 / PORTS PAG.42

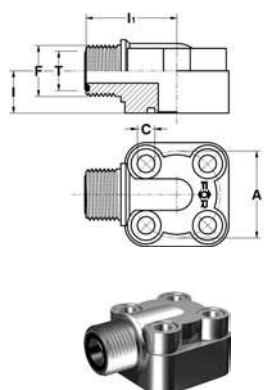


DN T			RIFERIMENTO REFERENCE	F UNF-UN	I ₁	I	A	C
SIZE	MM.	IN.						
10	6	1/4	A407310/1006	9/16-18	30	13.5	26	5,5
10	8-10	5/16-3/8	A407310/1010	11/16-16	32	13.5	26	5,5
10	12	1/2	A407310/1012	13/16-16	33	13.5	26	5,5
12	8-10	5/16-3/8	A407310/1210	11/16-16	35	17	30	7
12	12	1/2	A407310/1212	13/16-16	36	17	30	7
15	12	1/2	A407310/1512	13/16-16	38	17	35	7
20	14÷16	5/8	A407310/2016	1"-14	43	23	40	7
20	18-20	3/4	A407310/2020	1"3/16-12	45	23	40	7
26	18-20	3/4	A407310/2620	1"3/16-12	52	25	55	9
26	22-25	7/8-1"	A407310/2625	1"7/16-12	54	31	55	9
26	28÷32	1"1/4	A407310/2632	1"11/16-12	54	31	55	9
31	22-25	7/8-1"	A407310/3125	1"7/16-12	58	31	61	11
31	28÷32	1"1/4	A407310/3132	1"11/16-12	58	31	61	11
32	22-25	7/8-1"	A407310/3225	1"7/16-12	58	31	62	11
32	28÷32	1"1/4	A407310/3232	1"11/16-12	58	31	62	11

407815

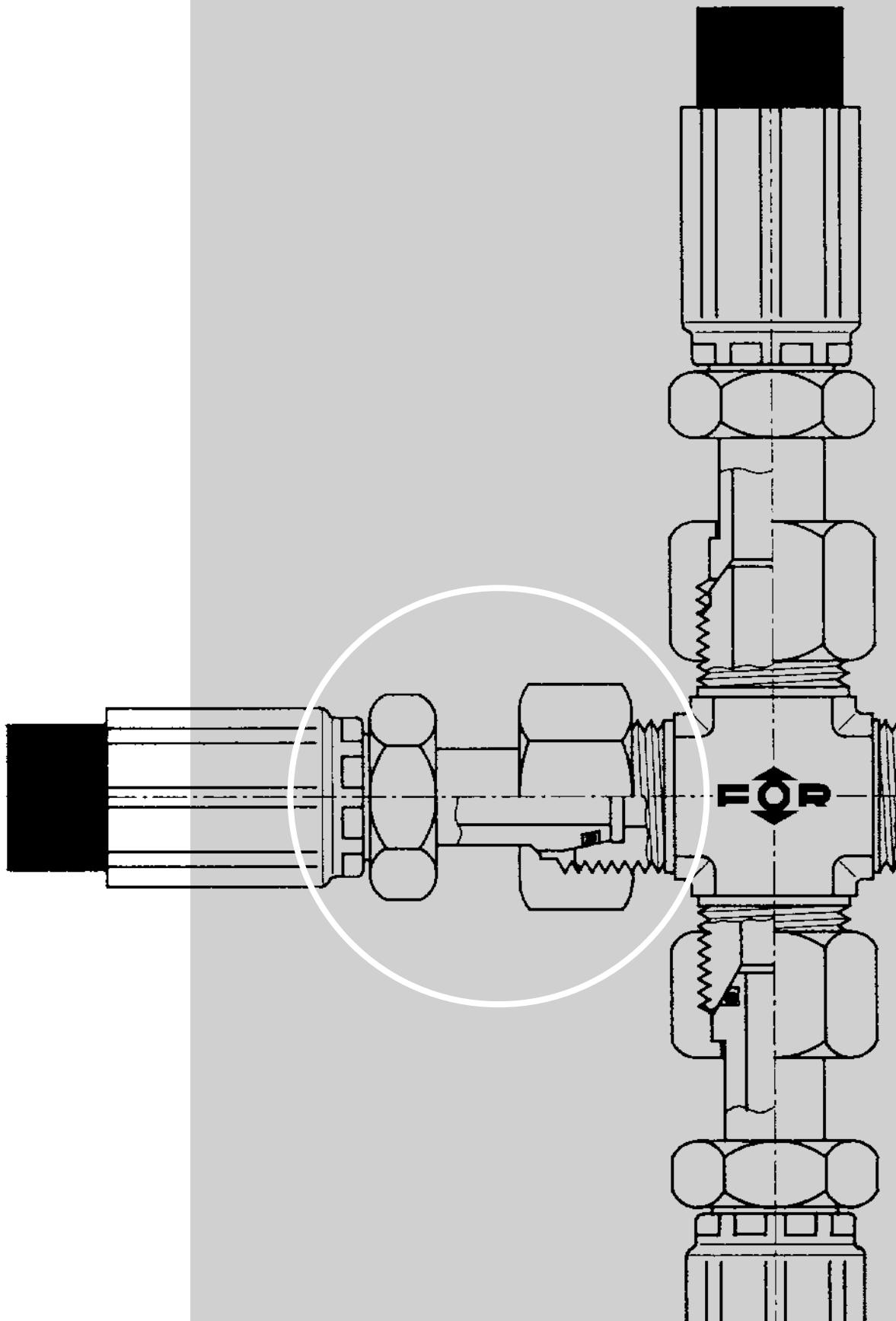
Flangia 90° maschio
ORFS - interasse metrico
4 fori per viti maggiorate
90° male ORFS - 4 bolts metric
flange heavy screw

SEDI PAG.42 / PORTS PAG.42



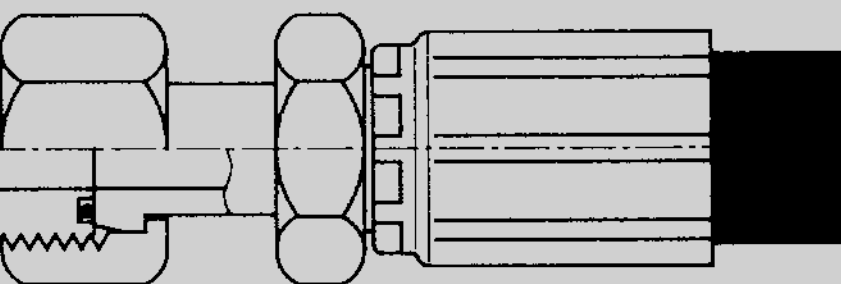
DN T			RIFERIMENTO REFERENCE	F UNF-UN	I ₁	I	A	C
SIZE	MM.	IN.						
12	8-10	5/16-3/8	A407815/1210	11/16-16	36	17	30	8,5
15	12	1/2	A407815/1512	13/16-16	40	17	35	8,5
20	14÷16	5/8	A407815/2016	1"-14	43	23	40	8,5
20	18-20	3/4	A407815/2020	1"3/16-12	45	23	40	8,5
25	18-20	3/4	A407815/2520	1"3/16-12	52	25	51	11
25	22-25	7/8-1"	A407815/2525	1"7/16-12	54	25	51	11
32	22-25	7/8-1"	A407815/3225	1"7/16-12	58	31	62	13
32	28÷32	1"1/4	A407815/3232	1"11/16-12	58	31	62	13
40	28÷32	1"1/4	A407815/4032	1"11/16-12	64	37	72,5	13
40	35-38	1"1/2	A407815/4038	2"-12	64	37	72,5	13





3° PARTE / PART 3

RACCORDI A 24° DIN 3861
24° CONNECTORS DIN 3861

**ESTREMITÀ SECONDO NORME**

ISO 8434-1

DIN 3861

ENDS ACCORDING TO

ISO 8434-1

DIN 3861

INDICE FIGURATIVO

VISUAL INDEX

231 702072

Codolo a saldare con O.R.
DIN serie L
*Welding nipple with O.R.
DIN L series*



231 702577

Codolo a saldare con O.R.
DIN serie S
*Welding nipple with O.R.
DIN S series*



232 701092

Anello tagliente
DIN serie LL
*Cutting ring
DIN - LL series*



232 701003

Anello tagliente
DIN serie L
*Cutting ring
DIN - L series*



232 701508

Anello tagliente
DIN serie S
*Cutting ring
DIN S series*



233 701102

Dado Din serie LL
Nut LL series



233 701070

Dado Din serie L
Nut L series



233 701519

Dado Din serie S
Nut S series



234 702005

Giunzione diretta
DIN serie L
*Union male
DIN L series*



235 702500

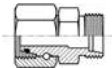
Giunzione diretta
DIN serie S
*Union male
DIN S series*





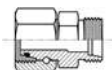
236 702171

Giunzione diritta femmina
DIN - maschio DIN serie L
*Union swivel female
DIN - male DIN L series*



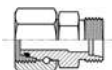
237 702676

Giunzione diritta femmina
DIN - maschio DIN serie S
*Union swivel female
DIN - male DIN S series*



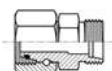
238 702456

Raccordo di riduzione diritto
femmina DIN sr.L - maschio DIN sr.S
*Reducer straight swivel
nut DIN L - male DIN S*



238 702951

Raccordo di riduzione diritto
femmina DIN sr.S - maschio DIN sr.L
*Reducer straight swivel nut
DIN S - male DIN L*



239 702368

Terminale diritto femmina
DIN serie L - femmina DIN serie L
*Union straight swivel
nut DIN L - swivel nut DIN L*



240 702863

Terminale diritto femmina
DIN serie S - femmina DIN serie S
*Union straight swivel nut
DIN S - swivel nut DIN S*



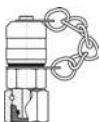
240 702379

Terminale diritto femmina
DIN serie L - femmina DIN serie S
*Reducer straight swivel
nut DIN L - swivel nut DIN S*



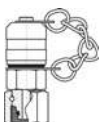
241 702182

Miniprese di pressione
M16x2 con attacco femmina
DIN serie L
*Pressure test connector
M16x2 with DIN L
swivel nut (DKOL)*



241 702687

Miniprese di pressione
M16x2 con attacco femmina
DIN serie S
*Pressure test connector
M16x2 with DIN S
swivel nut (DKOS)*



242 702016

Terminale diritto
DIN serie L - SAE UNF-UN
per sedi ISO 11926
*Connector male
DIN L series - male SAE UNF-UN
with O.R. ISO 11926 ports*



242 702511

Terminale diritto
DIN serie S - SAE UNF-UN
per sedi ISO 11926
*Connector male
DIN S series - male SAE UNF-UN
with O.R. ISO 11926 ports*



243 702038

Terminale diritto
DIN serie L - GAS cil. (BSPP)
con O.R. e rondella
per sedi ISO 1179
*Connector male
DIN L series - male BSPP
with O.R. and retaining ring
ISO 1179 ports*



244 702533

Terminale diritto
DIN serie S - GAS cil. (BSPP)
con O.R. e rondella
per sedi ISO 1179
*Connector male
DIN S series - male BSPP
with O.R. and retaining ring
ISO 1179 ports*



245 702236

Terminale diritto
DIN serie L - GAS cil. (JIS)
con O.R. per sedi JIS 2351
*Connector male
DIN L series - male JIS
with O.R. JIS 2351 ports*



246 702731

Terminale diritto
DIN serie S - GAS cil. (JIS)
con O.R. per sedi JIS 2351
*Connector male
DIN S series - male JIS
with O.R. JIS 2351 ports*



INDICE FIGURATIVO

VISUAL INDEX

247 702137

Terminale diritto
DIN serie L - GAS cil. (BSPP)
con tenuta ad elastomero
per sedi ISO 1179
*Connector male
DIN L series - male BSPP
with elastomer seal
ISO 1179 ports*



247 702632

Terminale diritto
DIN serie S - GAS cil. (BSPP)
con tenuta ad elastomero
per sedi ISO 1179
*Connector male
DIN S series - male BSPP
with elastomer seal
ISO 1179 ports*



248 702050

Terminale diritto
DIN serie L - Metrico cil.
con O.R. e rondella
per sedi ISO 9974
*Connector male
DIN L series - male Metric
with O.R. and retaining ring
ISO 9974 ports*



249 702555

Terminale diritto
DIN serie S - Metrico cil.
con O.R. e rondella
per sedi ISO 9974
*Connector male
DIN S series - male Metric
with O.R. and retaining ring
ISO 9974 ports*



250 702049

Terminale diritto
DIN serie L - Metrico cil.
con O.R. per sedi ISO 6149
*Connector male
DIN L series - male Metric
with O.R. ISO 6149 ports*



251 702544

Terminale diritto
DIN serie S - Metrico cil.
con O.R. per sedi ISO 6149
*Connector male
DIN S series - male Metric
with O.R. ISO 6149 ports*



252 702148

Terminale diritto
DIN serie L - Metrico cil.
con tenuta ad elastomero
per sedi ISO 9974
*Connector male
DIN L series - male Metric
with elastomer seal
ISO 9974 ports*



252 702643

Terminale diritto
DIN serie S - Metrico cil.
con tenuta ad elastomero
per sedi ISO 9974
*Connector male
DIN S series - male Metric
with elastomer seal
ISO 9974 ports*



253 702258

Terminale diritto
DIN serie L - GAS conico (BSPT)
per sedi ISO 7
*Connector male
DIN L series - BSPT
taper ISO 7 ports*



253 702753

Terminale diritto
DIN serie S - GAS conico (BSPT)
per sedi ISO 7
*Connector male
DIN S series - BSPT
taper ISO 7 ports*



254 702269

Terminale diritto
DIN serie L - NPTF
per sedi SAE 476
*Connector male
DIN L series - NPTF
taper SAE 476 ports*



255 702764

Terminale diritto
DIN serie S - NPTF
per sedi SAE 476
*Connector male
DIN S series - NPTF
taper SAE 476 ports*



256 702346

Terminale diritto
DIN serie L - GAS cil. (BSPP)
con bordo di tenuta metallico
per sedi ISO 1179
*Straight end stud
DIN L series - BSPP
end with metallic seal
for ISO 1179 port*



257 702841

Terminale diritto
DIN serie S - GAS cil. (BSPP)
con bordo di tenuta metallico
per sedi ISO 1179
*Straight end stud male
DIN S series - BSPP end with
metallic seal for ISO 1179 port*



258 702357

Terminale diritto
DIN serie L - Metrico cil.
con bordo di tenuta metallico
per sedi ISO 9974
*Straight end stud
DIN L series - Metric
end with metallic seal
for ISO 9974 port*




258 702852

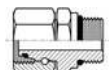
Terminale diritto
 DIN serie S - Metrico cil.
 con bordo di tenuta metallico
 per sedi ISO 9974
*Straight end stud male
 DIN S - Metric end with
 metallic seal for ISO 9974 port*


259 702083

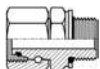
Terminale diritto femmina
 DIN serie L - SAE UNF-UN
 per sedi ISO 11926
*Connector swivel female
 DIN L series - male SAE UNF-UN
 with O.R. ISO 11926 ports*


259 702588

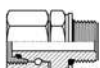
Terminale diritto femmina
 DIN serie S - SAE UNF-UN
 per sedi ISO 11926
*Connector swivel female
 DIN S series - male SAE UNF-UN
 with O.R. ISO 11926 ports*


260 702104

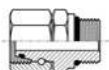
Terminale diritto femmina
 DIN serie L - GAS cil. (BSPP)
 con O.R. e rondella
 per sedi ISO 1179
*Connector swivel female
 DIN L series - male BSPP
 with O.R. and retaining ring
 ISO 1179 ports*


260 702609

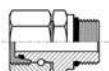
Terminale diritto femmina
 DIN serie S - GAS cil. (BSPP)
 con O.R. e rondella
 per sedi ISO 1179
*Connector swivel female
 DIN S series - male BSPP
 with O.R. and retaining ring
 ISO 1179 ports*


261 702247

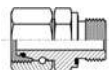
Terminale diritto femmina
 DIN serie L - GAS cil. (JIS)
 con O.R. per sedi JIS 2351
*Connector swivel female
 DIN L series - male JIS
 with O.R. JIS 2351 ports*


261 702742

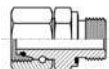
Terminale diritto femmina
 DIN serie S - GAS cil. (JIS)
 con O.R. per sedi JIS 2351
*Connector swivel female
 DIN S series - male JIS
 with O.R. JIS 2351 ports*


262 702159

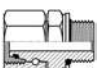
Terminale diritto femmina
 DIN serie L - GAS cil. (BSPP)
 con tenuta ad elastomero
 per sedi ISO 1179
*Connector swivel female
 DIN L series - male BSPP
 with elastomer seal
 ISO 1179 ports*


262 702654

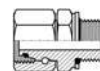
Terminale diritto femmina
 DIN serie S - GAS cil. (BSPP)
 con tenuta ad elastomero
 per sedi ISO 1179
*Connector swivel female
 DIN S series - male BSPP
 with elastomer seal
 ISO 1179 ports*


263 702126

Terminale diritto femmina
 DIN serie L - Metrico cil.
 con O.R. e rondella
 per sedi ISO 9974
*Connector swivel female
 DIN L series - male Metric
 with O.R. and retaining ring
 ISO 9974 ports*


263 702621

Terminale diritto femmina
 DIN serie S - Metrico cil.
 con O.R. e rondella
 per sedi ISO 9974
*Connector swivel female
 DIN S series - male Metric
 with O.R. and retaining ring
 ISO 9974 ports*


264 702115

Terminale diritto femmina
 DIN serie L - Metrico cil.
 con O.R. per sedi ISO 6149
*Connector swivel female
 DIN L series - male Metric
 with O.R. ISO 6149 ports*


264 702610

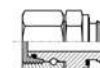
Terminale diritto femmina
 DIN serie S - Metrico cil.
 con O.R. per sedi ISO 6149
*Connector swivel female
 DIN S series - male Metric
 with O.R. ISO 6149 ports*


265 702160

Terminale diritto femmina
 DIN serie L - Metrico cil.
 con tenuta ad elastomero
 per sedi ISO 9974
*Connector swivel female
 DIN L series - male Metric
 with elastomer seal
 ISO 9974 ports*


265 702665

Terminale diritto femmina
 DIN serie S - Metrico cil.
 con tenuta ad elastomero
 per sedi ISO 9974
*Connector swivel female
 DIN S series - male Metric
 with elastomer seal
 ISO 9974 ports*



INDICE FIGURATIVO
VISUAL INDEX

266 701025

Tappo maschio
DIN serie L
*Male plug
DIN L series*



266 701520

Tappo maschio
DIN serie S
*Male plug
DIN S series*



267 701036

Tappo femmina
DIN serie L
*Female plug
DIN L series*



267 701531

Tappo femmina
DIN serie S
*Female plug
DIN S series*



268 701113

Tappo protettivo
per coni DIN serie L
*Blanking plug
DIN L series*



268 701618

Tappo protettivo
per coni DIN serie S
*Blanking plug
DIN S series*



269 702193

Tappo femmina
DIN serie L con attacco
per presa di pressione
*Female plug
DIN L with
pressure test port*



269 702698

Tappo femmina
DIN serie S con attacco
per presa di pressione
*Blanking plug
DIN S with
pressure test port*



270 702380

Riduzione femmina Metrica cil.
(ISO 9974-1) - maschio DIN serie L
*Straight connector Metric
parallel ISO 9974-1 port - male DIN L*



270 702885

Riduzione femmina
Metrica cil. (ISO 9974-1) - maschio
DIN serie S
*Straight connector
Metric parallel
ISO 9974-1 port - male DIN S*



271 702391

Riduzione femmina
GAS cil. (BSPP) (ISO 1179-1)
- maschio DIN serie L
*Straight connector
BSPP ISO 1179-1 port - male DIN L*



271 702896

Riduzione femmina
GAS cil. (BSPP) (ISO 1179-1)
- maschio DIN serie S
*Straight connector
BSPP ISO 1179-1 port
- male DIN S*



272 702401

Riduzione femmina
NPTF - maschio DIN serie L
*Straight connector
NPTF female - male DIN L*



272 702906

Riduzione femmina
NPTF - maschio DIN serie S
*Straight connector
NPTF female - male DIN S*



273 702412

Connettore per manometro
femmina BSPP - femmina DIN serie L
*Manometer connector
female BSPP - swivel nut DIN L*




273 702917

Connettore per manometro
femmina BSPP - femmina DIN serie S
*Manometer connector
female BSPP - swivel nut DIN S*


274 702423

Connettore per manometro
femmina BSPP - maschio DIN serie L
*Manometer connector
female BSPP - male DIN L*


274 702928

Connettore per manometro
femmina BSPP - maschio DIN serie S
*Manometer connector
female BSPP - male DIN S*


275 702434

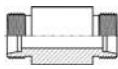
Giunzione diretta maschio
DIN serie L - saldatura di testa
*Straight connector male
DIN L with welding end*


275 702939

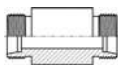
Giunzione diretta maschio
DIN serie S - saldatura di testa
*Straight connector male
DIN S with welding end*


276 702445

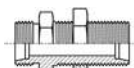
Passaparatia a saldare maschio
DIN serie L - maschio DIN serie L
*Welding bulkhead connector
male - male DIN L*


276 702940


Passaparatia a saldare maschio
DIN serie S - maschio DIN serie S
*Welding bulkhead connector
male - male DIN S*


277 703007

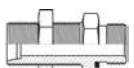
Giunzione diretta passaparatia
DIN serie L
*Bulkhead union male
DIN L series*


277 703502

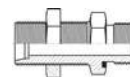
Giunzione diretta passaparatia
DIN serie S
*Bulkhead union male
DIN S series*


278 703029

Giunzione diretta passaparatia
DIN serie L - GAS cil. (BSPP)
con tenuta ad elastomero
per sedi ISO 1179
*Straight bulkhead male
DIN L - male BSPP
with elastomer seal
ISO 1179 port*


278 703524

Giunzione diretta passaparatia
DIN serie S - GAS cil. (BSPP)
con tenuta ad elastomero
per sedi ISO 1179
*Straight bulkhead male
DIN S - male BSPP
with elastomer seal
ISO 1179 port*


279 705066

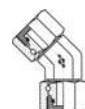
Giunzione 45° maschio
DIN - femmina DIN serie L
*45° elbow union
male - swivel female
DIN L series*


279 705561

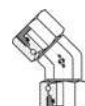
Giunzione 45° maschio
DIN - femmina DIN serie S
*45° elbow union
male - swivel female
DIN S series*


280 705109

Giunzione 45° femmina
DIN serie L
*45° Elbow swivel nut
DIN L*


280 705605

Giunzione 45° femmina
DIN serie S
*45° Elbow swivel nut
DIN S*



INDICE FIGURATIVO

VISUAL INDEX

281 705000

Terminale orientabile 45°
DIN serie L - SAE UNF-UN
per sedi ISO 11926
45° (ADJ) elbow male
DIN L series - male SAE UNF-UN
with O.R. ISO 11926 ports



281 705505

Terminale orientabile 45°
DIN serie S - SAE UNF-UN
per sedi ISO 11926
45° (ADJ) elbow male
DIN S series - male SAE UNF-UN
with O.R. ISO 11926 ports



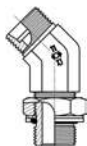
282 705022

Terminale orientabile 45°
DIN serie L - GAS cil. (BSP)
con O.R. e rondella per sedi ISO 1179
45° (ADJ) elbow male DIN L series
male BSPP with O.R.
and retaining ring ISO 1179 ports



282 705527

Terminale orientabile 45°
DIN serie S - GAS cil. (BSP)
con O.R. e rondella per sedi ISO 1179
45° (ADJ) elbow male DIN S series
male BSPP with O.R. and retaining
ring ISO 1179 ports



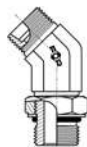
283 705077

Terminale orientabile 45°
DIN serie L - GAS cil. (JIS)
con O.R. per sedi JIS 2351
45° (ADJ) elbow male
DIN L series - male JIS
with O.R. JIS 2351 ports



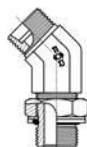
283 705572

Terminale orientabile 45°
DIN serie S - GAS cil. (JIS)
con O.R. per sedi JIS 2351
45° (ADJ) elbow male
DIN S series - male JIS
with O.R. JIS 2351 ports



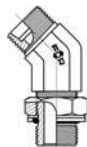
284 705044

Terminale orientabile 45°
DIN serie L - Metrico cil. con O.R.
e rondella per sedi ISO 9974
45° (ADJ) elbow male DIN L series
male Metric with O.R. and retaining
ring ISO 9974 ports



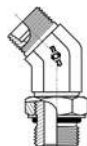
284 705549

Terminale orientabile 45°
DIN serie S - Metrico cil. con O.R.
e rondella per sedi ISO 9974
45° (ADJ) elbow male DIN S series
male Metric with O.R. and retaining
ring ISO 9974 ports



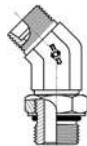
285 705033

Terminale orientabile 45°
DIN serie L - Metrico cil.
con O.R. per sedi ISO 6149
45° (ADJ) elbow male
DIN L series - male Metric
with O.R. ISO 6149 ports



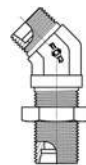
285 705538

Terminale orientabile 45°
DIN serie S - Metrico cil.
con O.R. per sedi ISO 6149
45° (ADJ) elbow male
DIN S series - male Metric
with O.R. ISO 6149 ports



286 706002

Giunzione 45° passaparatia
DIN - DIN serie L
45° bulkhead union elbow
male DIN L series



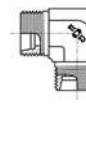
286 706507

Giunzione 45° passaparatia
DIN - DIN serie S
45° bulkhead union elbow
male DIN S series



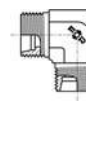
287 707004

Giunzione 90°
DIN - DIN serie L
90° elbow union
male DIN L series



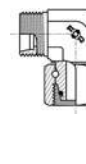
287 707509

Giunzione 90°
DIN - DIN serie S
90° elbow union
male DIN S series



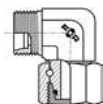
288 707060

Giunzione 90° maschio
DIN - femmina DIN serie L
90° elbow union
male - swivel female
DIN L series

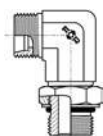



288 707565

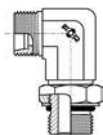
Giunzione 90° maschio
 DIN - femmina DIN serie S
 90° elbow union
 male - swivel female
 DIN S series


289 707015

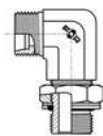
Terminale orientabile 90°
 DIN serie L - SAE UNF-UN
 per sedi ISO 11926
 90° (ADJ) elbow male
 DIN L series - male SAE UNF-UN
 with O.R. ISO 11926 ports


289 707510

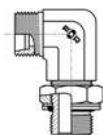
Terminale orientabile 90°
 DIN serie S - SAE UNF-UN
 per sedi ISO 11926
 90° (ADJ) elbow male DIN S series
 male SAE UNF-UN with O.R. ISO
 11926 ports


290 707037

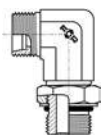
Terminale orientabile 90°
 DIN serie L - GAS cil. (BSPP)
 con O.R. e rondella per sedi ISO 1179
 90° (ADJ) elbow male
 DIN L series - male BSPP
 with O.R. and retaining ring
 ISO 1179 ports


291 707532

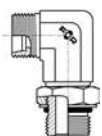
Terminale orientabile 90°
 DIN serie S - GAS cil. (BSPP)
 con O.R. e rondella per sedi ISO 1179
 90° (ADJ) elbow male
 DIN S series - male BSPP
 with O.R. and retaining ring
 ISO 1179 ports


292 707071

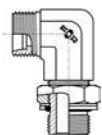
Terminale orientabile 90°
 DIN serie L - GAS cil. (JIS)
 con O.R. per sedi JIS 2351
 90° (ADJ) elbow male
 DIN L series - male JIS
 with O.R. JIS 2351 ports


293 707576

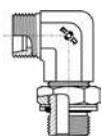
Terminale orientabile 90°
 DIN serie S - GAS cil. (JIS)
 con O.R. per sedi JIS 2351
 90° (ADJ) elbow male
 DIN S series - male JIS
 with O.R. JIS 2351 ports


294 707059

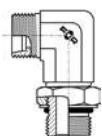
Terminale orientabile 90°
 DIN serie L - Metrico cil.
 con O.R. e rondella
 per sedi ISO 9974
 90° (ADJ) elbow male DIN L series
 male Metric with O.R. and retaining
 ring ISO 9974 ports


294 707554

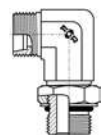
Terminale orientabile 90°
 DIN serie S - Metrico cil.
 con O.R. e rondella
 per sedi ISO 9974
 90° (ADJ) elbow male DIN S series
 male Metric with O.R. and retaining
 ring ISO 9974 ports


295 707048

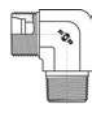
Terminale orientabile 90°
 DIN serie L - Metrico cil.
 con O.R. per sedi ISO 6149
 90° (ADJ) elbow male
 DIN L series - male Metric
 with O.R. ISO 6149 ports


295 707543

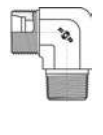
Terminale orientabile 90°
 DIN serie S - Metrico cil.
 con O.R. per sedi ISO 6149
 90° (ADJ) elbow male
 DIN S series - male Metric
 with O.R. ISO 6149 ports


296 707082

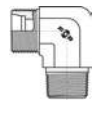
Giunzione 90° maschio
 DIN serie L - GAS conico (BSPT)
 per sedi ISO 7
 90° Elbow male
 DIN L series - male BSPT
 taper ISO 7 ports


296 707587

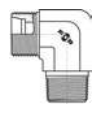
Giunzione 90° maschio
 DIN serie S - GAS conico (BSPT)
 per sedi ISO 7
 90° Elbow male
 DIN S series - male BSPT
 taper ISO 7 ports


297 707093

Giunzione 90° maschio
 DIN serie L - NPTF
 per sedi SAE 476
 90° Elbow male
 DIN L series - male NPTF
 taper SAE 476 ports


297 707598

Giunzione 90° maschio
 DIN serie S - NPTF
 per sedi SAE 476
 90° Elbow male
 DIN S series - male NPTF
 taper SAE 476 ports

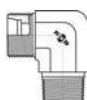


INDICE FIGURATIVO
VISUAL INDEX

298 707181
Giunzione 90° maschio
DIN serie L - Metrico conico
*90° Elbow male
DIN L series - male metric
taper end*



298 707686
Giunzione 90° maschio
DIN serie S - Metrico conico
*90° Elbow male
DIN S series - male metric
taper end*



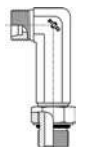
299 707213
Giunzione 90° maschio
DIN serie L - Saldatura di testa
*90° Elbow male
DIN L series with
welding end*



299 707718
Giunzione 90° maschio
DIN serie S - Saldatura di testa
*90° Elbow male
DIN S series
with welding end*



300 710002
Prolunga orientabile 90°
DIN serie L - SAE UNF-UN
per sedi ISO 11926
*90° (ADJ) long elbow male
DIN L series - male SAE UNF-UN
with O.R. ISO 11926 ports*



300 710507
Prolunga orientabile 90°
DIN serie S - SAE UNF-UN
per sedi ISO 11926
*90° (ADJ) long elbow male
DIN S series - male SAE UNF-UN
with O.R. ISO 11926 ports*



301 710024
Prolunga orientabile 90°
DIN serie L - GAS cil. (BSPP)
con O.R. e rondella per sedi ISO 1179
*90° (ADJ) long elbow male
DIN L series - male BSPP with O.R.
and retaining ring ISO 1179 ports*



301 710529
Prolunga orientabile 90°
DIN serie S - GAS cil. (BSPP)
con O.R. e rondella per sedi ISO 1179
*90° (ADJ) long elbow male
DIN S series - male BSPP with O.R.
and retaining ring ISO 1179 ports*



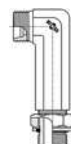
302 710057
Prolunga orientabile 90°
DIN serie L - GAS cil. (JIS)
con O.R. per sedi JIS 2351
*90° (ADJ) long elbow male
DIN L series - male JIS
with O.R. JIS 2351 ports*



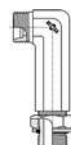
302 710552
Prolunga orientabile 90°
DIN serie S - GAS cil. (JIS)
con O.R. per sedi JIS 2351
*90° (ADJ) long elbow male
DIN S series - male JIS
with O.R. JIS 2351 ports*



303 710046
Prolunga orientabile 90°
DIN serie L - Metrico cil. con O.R.
e rondella per sedi ISO 9974
*90° (ADJ) long elbow male
DIN L series - male Metric with O.R.
and retaining ring ISO 9974 ports*



303 710541
Prolunga orientabile 90°
DIN serie S - Metrico cil. con O.R.
e rondella per sedi ISO 9974
*90° (ADJ) long elbow male
DIN S series - male Metric with O.R.
and retaining ring ISO 9974 ports*



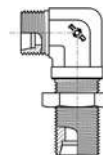
304 710035
Prolunga orientabile 90°
DIN serie L - Metrico cil.
con O.R. per sedi ISO 6149
*90° (ADJ) long elbow male
DIN L series - male Metric
with O.R. ISO 6149 ports*



304 710530
Prolunga orientabile 90°
DIN serie S - Metrico cil.
con O.R. per sedi ISO 6149
*90° (ADJ) long elbow male
DIN S series - male Metric
with O.R. ISO 6149 ports*



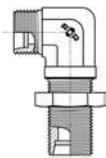
305 708006
Giunzione 90° passaparatia
DIN - DIN serie L
*90° bulkhead elbow
male DIN L series*





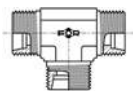
305 708501

Giunzione 90° passaparatia
 DIN - DIN serie S
 90° bulkhead elbow
 male DIN S series



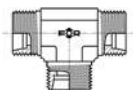
306 711005

Giunzione a T maschi
 DIN serie L
 Union tee male
 DIN L series



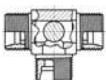
307 711500

Giunzione a "T" maschi
 DIN serie S
 Union tee male
 DIN S series



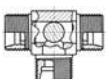
308 711160

Giunzione a "T" maschi
 DIN serie L con sfera interna
 Union tee male
 DIN L series
 with shuttle valve



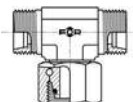
308 711665

Giunzione a "T" maschi
 DIN serie S con sfera interna
 Union tee male
 DIN S series
 with shuttle valve



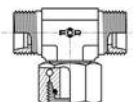
309 711061

Giunzione a "T" maschi
 DIN - femmina DIN serie L
 Swivel branch tee
 male - female DIN L series



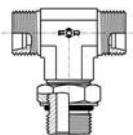
309 711566

Giunzione a "T" maschi
 DIN - femmina DIN serie S
 Swivel branch tee
 male - female DIN S series



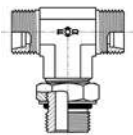
310 711016

Terminale orientabile a "T"
 DIN serie L - SAE UNF-UN
 per sedi ISO 11926
 Branch (ADJ) tee male
 DIN L series - male SAE UNF-UN
 with O.R. ISO 11926 ports



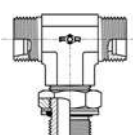
310 711511

Terminale orientabile a "T"
 DIN serie S - SAE UNF-UN
 per sedi ISO 11926
 Branch (ADJ) tee male
 DIN S series - male SAE UNF-UN
 with O.R. ISO 11926 ports



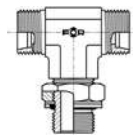
311 711038

Terminale orientabile a "T"
 DIN serie L - GAS cil. (BSPP)
 con O.R. e rondella per sedi ISO 1179
 Branch (ADJ) tee male
 DIN L series - male BSPP
 with O.R. and retaining ring
 ISO 1179 ports



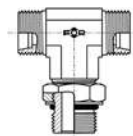
311 711533

Terminale orientabile a "T"
 DIN serie S - GAS cil. (BSPP)
 con O.R. e rondella per sedi ISO 1179
 Branch (ADJ) tee male
 DIN S series - male BSPP
 with O.R. and retaining ring
 ISO 1179 ports



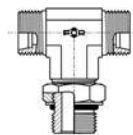
312 711072

Terminale orientabile a "T"
 DIN serie L - GAS cil. (JIS)
 con O.R. per sedi JIS 2351
 Branch (ADJ) tee male
 DIN L series - male JIS
 with O.R. JIS 2351 ports



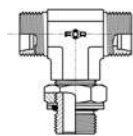
312 711577

Terminale orientabile a "T"
 DIN serie S - GAS cil. (JIS)
 con O.R. per sedi JIS 2351
 Branch (ADJ) tee male
 DIN S series - male JIS
 with O.R. JIS 2351 ports



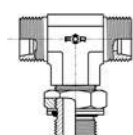
313 711050

Terminale orientabile a "T"
 DIN serie L - Metrico cil. con O.R.
 e rondella per sedi ISO 9974
 Branch (ADJ) tee male
 DIN L series - male Metric
 with O.R. and retaining ring
 ISO 9974 ports



313 711555

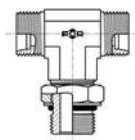
Terminale orientabile a "T"
 DIN serie S - Metrico cil. con O.R.
 e rondella per sedi ISO 9974
 Branch (ADJ) tee male
 DIN S series - male Metric
 with O.R. and retaining ring
 ISO 9974 ports



INDICE FIGURATIVO
VISUAL INDEX

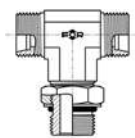
314 711049

Terminale orientabile a "T"
DIN serie L - Metrico cil.
con O.R. per sedi ISO 6149
Branch (ADJ) tee male
DIN L series - male Metric
with O.R. ISO 6149 ports



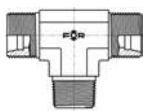
314 711544

Terminale orientabile a "T"
DIN serie S - Metrico cil.
con O.R. per sedi ISO 6149
Branch (ADJ) tee male
DIN S series - male Metric
with O.R. ISO 6149 ports



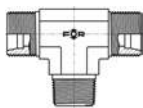
315 711083

Giunzione a "T" maschi
DIN serie L - GAS conico (BSPT)
per sedi ISO 7
Branch tee male
DIN L series - male BSPT
taper ISO 7 ports



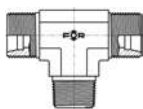
315 711588

Giunzione a "T" maschi
DIN serie S - GAS conico (BSPT)
per sedi ISO 7
Branch tee male
DIN S series - male BSPT
taper ISO 7 ports



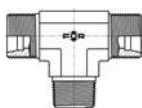
316 711171

Giunzione a "T" maschi
DIN serie L - NPTF
per sedi SAE 476
Branch tee male
DIN L series - male NPTF
taper SAE 476 ports



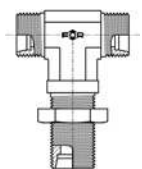
316 711676

Giunzione a "T" maschi
DIN serie S - NPTF
per sedi SAE 476
Branch tee male
DIN S - male NPTF
taper SAE 476 ports



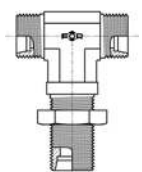
317 712008

Giunzione a "T" passaparatia
maschi DIN serie L
Bulkhead union tee
male DIN L series



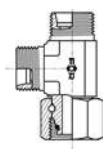
317 712503

Giunzione a "T" passaparatia
maschi DIN serie S
Bulkhead union tee
male DIN S series



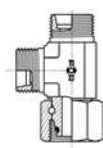
318 713058

Giunzione ad "L" maschi
e femmina DIN serie L
Swivel run tee
male - female DIN L series



318 713553

Giunzione a "L" maschi
e femmina DIN serie S
Swivel run tee
male - female DIN S series



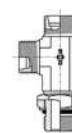
319 713003

Terminale orientabile a "L"
DIN serie L - SAE UNF-UN
per sedi ISO 11926
Run (ADJ) tee male
DIN L series - male SAE UNF-UN
with O.R. ISO 11926 ports



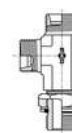
319 713508

Terminale orientabile a "L"
DIN serie S - SAE UNF-UN
per sedi ISO 11926
Run (ADJ) tee male
DIN S series - male SAE UNF-UN
with O.R. ISO 11926 ports



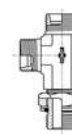
320 713025

Terminale orientabile a "L"
DIN serie L - GAS cil. (BSPP)
con O.R. e rondella per sedi ISO 1179
Run (ADJ) tee male
DIN L series - male BSPP
with O.R. and retaining ring
ISO 1179 ports



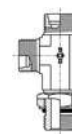
320 713520

Terminale orientabile a "L"
DIN serie S - GAS cil. (BSPP)
con O.R. e rondella per sedi ISO 1179
Run (ADJ) tee male
DIN S series - male BSPP
with O.R. and retaining ring
ISO 1179 ports



321 713070

Terminale orientabile a "L"
DIN serie L - GAS cil. (JIS)
con O.R. per sedi JIS 2351
Run (ADJ) tee male
DIN L series - male JIS
with O.R. JIS 2351 ports




321 713575

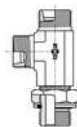
Terminale orientabile a "L"
 DIN serie S - GAS cil. (JIS)
 con O.R. per sedi JIS 2351
Run (AD) tee male
DIN S series - male JIS
with O.R. JIS 2351 ports


322 713047

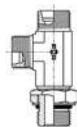
Terminale orientabile a "L"
 DIN serie L - Metrico cil. con O.R.
 e rondella per sedi ISO 9974
Run (AD) tee male
DIN L series - male Metric
with O.R. and retaining ring
ISO 9974 ports


322 713542

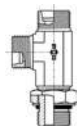
Terminale orientabile a "L"
 DIN serie S - Metrico cil. con O.R.
 e rondella per sedi ISO 9974
Run (AD) tee male
DIN S series - male Metric
with O.R. and retaining ring
ISO 9974 ports


323 713036

Terminale orientabile a "L"
 DIN serie L - Metrico cil.
 con O.R. per sedi ISO 6149
Run (AD) tee male
DIN L series - male Metric
with O.R. ISO 6149 ports


323 713531

Terminale orientabile a "L"
 DIN serie S - Metrico cil.
 con O.R. per sedi ISO 6149
Run (AD) tee male
DIN S series - male Metric
with O.R. ISO 6149 ports


324 713081

Giunzione a "L" maschi
 DIN serie L - GAS conico (BSPT)
 per sedi ISO 7
Run tee male
DIN L series - male BSPT
taper ISO 7 ports


324 713586

Giunzione a "L" maschi
 DIN serie S - GAS conico (BSPT)
 per sedi ISO 7
Run tee male
DIN S series - male BSPT
taper ISO 7 ports


325 713092

Giunzione a "L" maschi
 DIN serie L - NPTF
 per sedi SAE 476
Run tee male
DIN L series - male NPTF
taper SAE 476 ports


325 713597

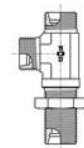
Giunzione a "L" maschi
 DIN serie S - NPTF
 per sedi SAE 476
Run tee male
DIN S series - male NPTF
taper SAE 476 ports


326 714001

Giunzione a "L" passaparatia
 maschi DIN serie L
Bulkhead run tee
male DIN L series


326 714506

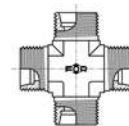
Giunzione a "L" passaparatia
 maschi DIN serie S
Bulkhead run tee
male DIN S series


327 715003

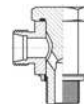
Giunzione a croce
 maschi DIN serie L
Union cross male
DIN L series


327 715508

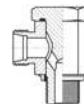
Giunzione a croce
 maschi DIN serie S
Union cross male
DIN S series


328 707125

Banjo 90° maschio
 DIN serie L - maschio GAS cil. (BSPP)
 con anello di tenuta in gomma
90° Banjo elbow male
DIN L series - male BSPP end
with metal/rubber ring


328 707620

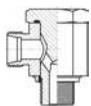
Banjo 90° maschio
 DIN serie S - maschio GAS cil. (BSPP)
 con anello di tenuta in gomma
90° Banjo elbow male
DIN S series - male BSPP end
with metal/rubber ring



INDICE FIGURATIVO
VISUAL INDEX

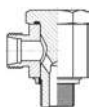
329 707147

Banjo 90° maschio
DIN serie L - maschio Metrico cil.
con anello di tenuta in gomma
90° Banjo elbow male
DIN L series - male metric end
with metal/rubber ring



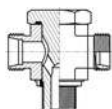
329 707642

Banjo 90° maschio
DIN serie S - maschio Metrico cil.
con anello di tenuta in gomma
90° Banjo elbow male
DIN S series - Metric male end
with metal/rubber ring



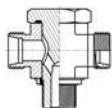
330 711137

Banjo a "T" maschi
DIN serie L - maschio GAS cil. (BSPP)
con anello di tenuta in gomma
Banjo tee male
DIN L series - male BSPP end
with metal/rubber ring



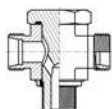
330 711632

Banjo a "T" maschi
DIN serie S - maschio GAS cil. (BSPP)
con anello di tenuta in gomma
Banjo tee male
DIN S series - male BSPP end
with metal/rubber ring



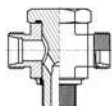
331 711159

Banjo a "T" maschi
DIN serie L - maschio Metrico cil.
con anello di tenuta in gomma
Banjo tee male
DIN L series - male Metric end
with metal/rubber ring



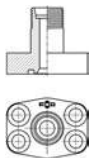
331 711654

Banjo a "T" maschi
DIN serie S - maschio Metrico cil.
con anello di tenuta in gomma
Banjo tee male
DIN S series - male Metric end
with metal/rubber ring



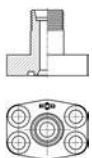
332 402196

Flangia diritta maschio
DIN serie L - SAE 3000 PSI
Straight male
DIN L series - SAE 3000
PSI flange



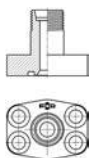
332 402206

Flangia diritta maschio
DIN serie S - SAE 3000 PSI
Straight male
DIN S series - SAE 3000
PSI flange



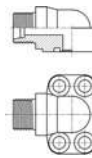
332 402701

Flangia diritta maschio
DIN serie S - SAE 6000 PSI
Straight male
DIN S series - SAE 6000
PSI flange



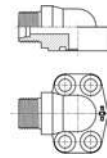
333 407222

Flangia 90° maschio
DIN serie L - SAE 3000 PSI
90° male
DIN L series - SAE 3000
PSI flange



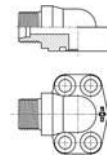
333 407233

Flangia 90° maschio
DIN serie S - SAE 3000 PSI
90° male
DIN S series - SAE 3000
PSI flange



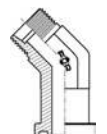
333 407738

Flangia 90° maschio
DIN serie L - SAE 6000 PSI
90° male
DIN S series - SAE 6000
PSI flange



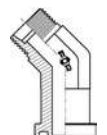
334 405045

Flangia 45° orientabile maschio
DIN serie L - SAE 3000 PSI
45° (ADJ) male
DIN L series - SAE 3000
PSI flange



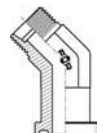
334 405056

Flangia 45° orientabile maschio
DIN serie S - SAE 3000 PSI
45° (ADJ) male
DIN S series - SAE 3000
PSI flange



334 405551

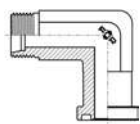
Flangia 45° orientabile maschio
DIN serie S - SAE 6000 PSI
45° (ADJ) male
DIN S series - SAE 6000
PSI flange





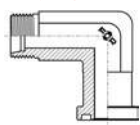
335 407244

Flangia 90° orientabile maschio
 DIN serie L - SAE 3000 PSI
 90° (ADJ) male
 DIN L series - SAE 3000
 PSI flange



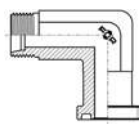
335 407255

Flangia 90° orientabile maschio
 DIN serie S - SAE 3000 PSI
 90° (ADJ) male
 DIN S series - SAE 3000
 PSI flange



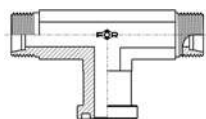
335 407750

Flangia 90° orientabile maschio
 DIN serie S - SAE 6000 PSI
 90° (ADJ) male
 DIN S series - SAE 6000
 PSI flange



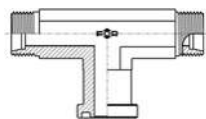
336 411040

Flangia a "T" orientabile maschi
 DIN serie L - SAE 3000 PSI
 Branch (ADJ) tee male
 DIN L series - SAE 3000
 PSI flange



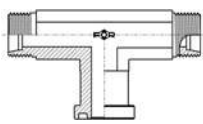
336 411051

Flangia a "T" orientabile maschi
 DIN serie S - SAE 3000 PSI
 Branch (ADJ) tee male
 DIN S series - SAE 3000
 PSI flange



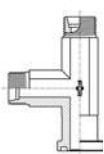
336 411556

Flangia a "T" orientabile maschi
 DIN serie S - SAE 6000 PSI
 Branch (ADJ) tee male
 DIN S series - SAE 6000
 PSI flange



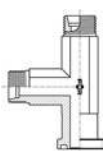
337 413042

Flangia a "L" orientabile maschi
 DIN serie L - SAE 3000 PSI
 Run (ADJ) tee male
 DIN L series - SAE 3000
 PSI flange



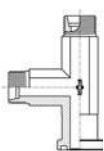
337 413053

Flangia a "L" orientabile maschi
 DIN serie S - SAE 3000 PSI
 Run (ADJ) tee male
 DIN S series - SAE 3000
 PSI flange



337 413558

Flangia a "L" orientabile maschi
 DIN serie S - SAE 6000 PSI
 Run (ADJ) tee male
 DIN S series - SAE 6000
 PSI flange



338 402217

Flangia diritta maschio
 DIN serie L - interasse
 metrico 4 fori
 Straight male
 DIN L series - 4 bolts
 metric flange



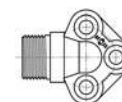
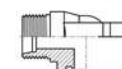
338 402228

Flangia diritta maschio
 DIN serie S - interasse
 metrico 4 fori
 Straight male
 DIN S series - 4 bolts
 metric flange



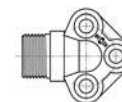
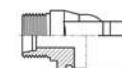
339 407266

Flangia 90° maschio
 DIN serie L - interasse metrico 3 fori
 90° male
 DIN L series - 3 bolts
 metric flange



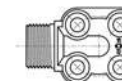
339 407277

Flangia 90° maschio
 DIN serie S - interasse metrico 3 fori
 90° male
 DIN S series - 3 bolts
 metric flange



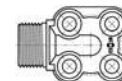
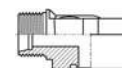
340 407288

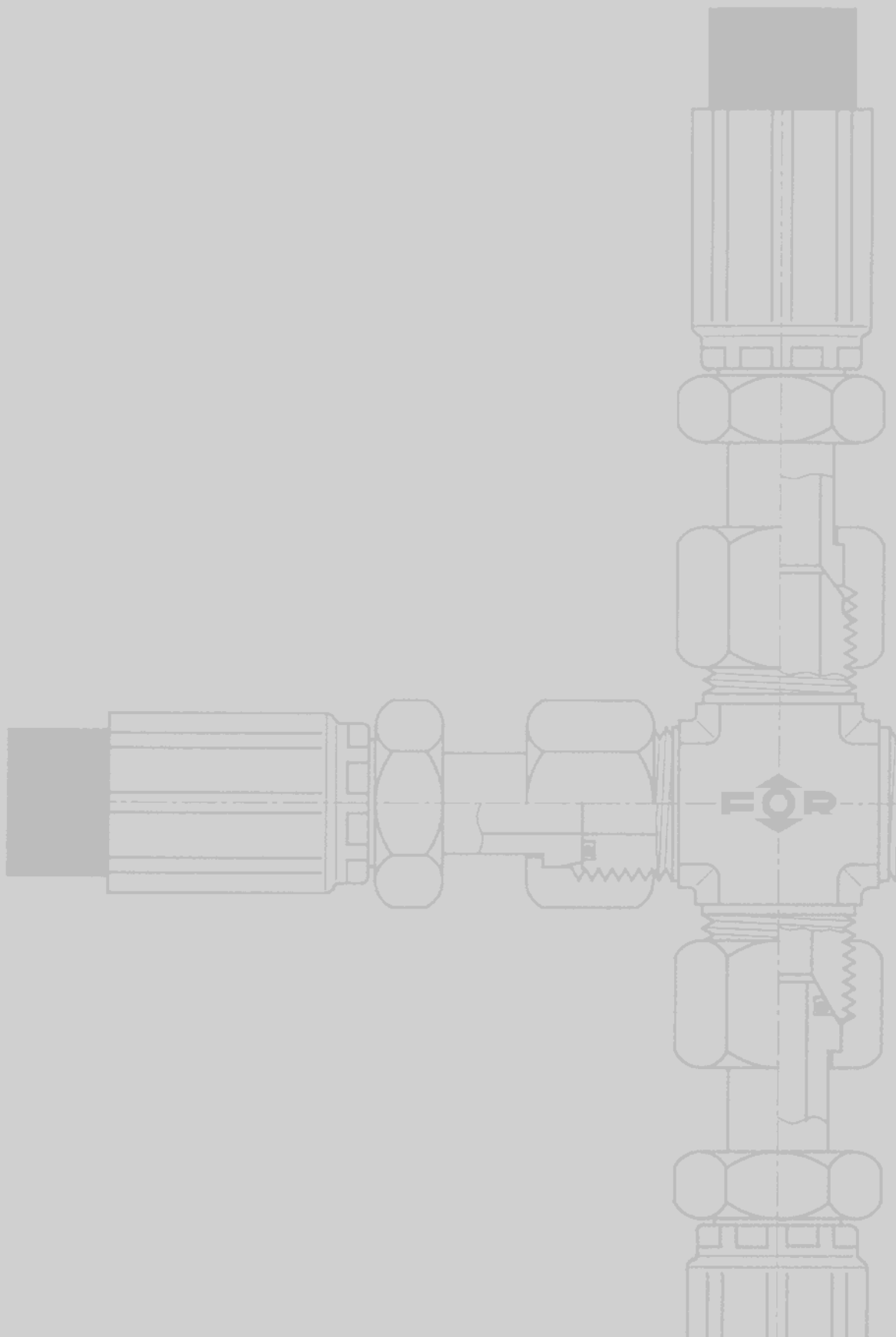
Flangia 90° maschio
 DIN serie L - interasse
 metrico 4 fori
 90° male DIN L series
 4 bolts metric flange



340 407299

Flangia 90° maschio
 DIN serie S - interasse
 metrico 4 fori
 90° male DIN S series
 4 bolts metric flange





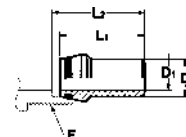


T	RIFERIMENTO REFERENCE	F	D	D ₁	L ₁	L ₂	PRESSIONE DI ESERCIZIO WORKING PRESSURE
MM.		METRICO METRIC					
6	X702072/0615	12x1,5	6	2,5	30	32	250 BAR
8	X702072/0820	14x1,5	8	4	30	32	250 BAR
10	X702072/1020	16x1,5	10	6	31,5	33	250 BAR
12	X702072/1220	18x1,5	12	8	31,5	33,5	250 BAR
15	X702072/1525	22x1,5	15	10	34	35	250 BAR
18	X702072/1825	26x1,5	18	13	35,5	37	160 BAR
22	X702072/2225	30x2	22	17	37	39,5	160 BAR
28	X702072/2825	36x2	28	23	41	42,5	100 BAR
35	X702072/3530	45x2	35	29	46,5	49,5	100 BAR
42	X702072/4230	52x2	42	36	47	50	100 BAR

702072

SERIE LEGGERA (L) / LIGHT SERIES

Codolo a saldare con O.R.
DIN serie L
Welding nipple with O.R.
DIN L series

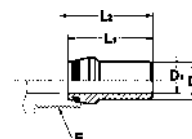


T	RIFERIMENTO REFERENCE	F	D	D ₁	L ₁	L ₂	PRESSIONE DI ESERCIZIO WORKING PRESSURE
MM.		METRICO METRIC					
6	X702577/0615	14x1,5	6	2,5	29,5	32	400 BAR
6	X702577/0620	14x1,5	6	2	29,5	32	630 BAR
8	X702577/0820	16x1,5	8	4	29,5	32	400 BAR
8	X702577/0825	16x1,5	8	3	29,5	32	630 BAR
10	X702577/1020	18x1,5	10	6	31,5	33	400 BAR
10	X702577/1030	18x1,5	10	4	31,5	33	630 BAR
12	X702577/1225	20x1,5	12	7	31,5	33,5	400 BAR
12	X702577/1235	20x1,5	12	5	31,5	33,5	630 BAR
14	X702577/1430	22x1,5	14	8	38	40	400 BAR
16	X702577/1625	24x1,5	16	11	37,5	40,5	315 BAR
16	X702577/1630	24x1,5	16	10	37,5	40,5	400 BAR
20	X702577/2030	30x2	20	14	43,5	47	315 BAR
20	X702577/2035	30x2	20	13	43,5	47	400 BAR
25	X702577/2530	36x2	25	19	49,5	53,5	250 BAR
25	X702577/2540	36x2	25	17	49,5	53,5	315 BAR
25	X702577/2545	36x2	25	16	49,5	53,5	400 BAR
30	X702577/3040	42x2	30	22	52	57,5	400 BAR
38	X702577/3845	52x2	38	29	56,5	64,5	315 BAR

702577

SERIE PESANTE (S) / HEAVY SERIES

Codolo a saldare con O.R.
DIN serie S
Welding nipple with O.R.
DIN S series



RACCORDI A 24° DIN 3861

24° CONNECTORS DIN 3861

701092

LEGERISSIMA (LL) / V.LIGHT SERIES

Anello tagliente
DIN serie LL
Cutting ring
DIN - LL series

701003

SERIE LEGGERA (L) / LIGHT SERIES

Anello tagliente
DIN serie L
Cutting ring
DIN - L series

701508

SERIE PESANTE (S) / HEAVY SERIES

Anello tagliente
DIN serie S
Cutting ring
DIN S series



T	RIFERIMENTO REFERENCE	A
MM.		
4	A701092/04	6
6	A701092/06	7
8	A701092/08	7
10	A701092/10	7
12	A701092/12	7,5
6	A701003/06	9,5
8	A701003/08	9,5
10	A701003/10	10
12	A701003/12	10
15	A701003/15	10
18	A701003/18	10
22	A701003/22	11,5
28	A701003/28	11
35	A701003/35	13,5
42	A701003/42	13,5
6	A701508/06	9,5
8	A701508/08	9,5
10	A701508/10	10
12	A701508/12	10
14	A701508/14	10,5
16	A701508/16	10,5
20	A701508/20	13
25	A701508/25	13
30	A701508/30	13,5
38	A701508/38	13,5



T	RIFERIMENTO REFERENCE	F	A	CH
MM.		<small>METRICO METRIC</small>		
4	A701102/04	8x1	11	10
6	A701102/06	10x1	11,5	12
8	A701102/08	12x1	12	14
10	A701102/10	14x1	12,5	17
12	A701102/12	16x1	13	19

6	K701070/06	12x1,5	15	14
8	K701070/08	14x1,5	15	17
10	K701070/10	16x1,5	16	19
12	K701070/12	18x1,5	16	22
15	K701070/15	22x1,5	17,5	27
18	K701070/18	26x1,5	18	32
22	K701070/22	30x2	20	36
28	K701070/28	36x2	21	41
35	K701070/35	45x2	24	50
42	K701070/42	52x2	24	60

6	K701519/06	14x1,5	17	17
8	K701519/08	16x1,5	17	19
10	K701519/10	18x1,5	18	22
12	K701519/12	20x1,5	18	24
14	K701519/14	22x1,5	21	27
16	K701519/16	24x1,5	21	30
20	K701519/20	30x2	24	36
25	K701519/25	36x2	27	46
30	K701519/30	42x2	29	50
38	K701519/38	52x2	32,5	60

701102

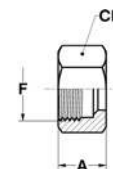
LEGGERISSIMA (LL) / V.LIGHT SERIES
Dado Din serie LL
Nut LL series

701070

SERIE LEGGERA (L) / LIGHT SERIES
Dado Din serie L
Nut L series

701519

SERIE PESANTE (S) / HEAVY SERIES
Dado Din serie S
Nut S series



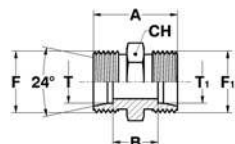
RACCORDI A 24° DIN 3861

24° CONNECTORS DIN 3861

702005

SERIE LEGGERA (L) / LIGHT SERIES

Giunzione diretta
DIN serie L
Union male
DIN L series



T	T ₁	RIFERIMENTO REFERENCE	F	F ₁	A	B	CH
MM.	MM.		METRICO METRIC	METRICO METRIC			
6	6	A702005/06	12x1,5	12x1,5	24	10	12
8	8	A702005/08	14x1,5	14x1,5	25	11	14
10	10	A702005/10	16x1,5	16x1,5	27	13	17
12	12	A702005/12	18x1,5	18x1,5	28	14	19
15	15	A702005/15	22x1,5	22x1,5	30	16	24
18	18	A702005/18	26x1,5	26x1,5	31	16	27
22	22	A702005/22	30x2	30x2	35	20	32
28	28	A702005/28	36x2	36x2	36	21	41
35	35	A702005/35	45x2	45x2	41	20	46
42	42	A702005/42	52x2	52x2	43	21	55
8	6	SA702005/0806	14x1,5	12x1,5	25	11	14
10	6	SA702005/1006	16x1,5	12x1,5	26	12	17
10	8	SA702005/1008	16x1,5	14x1,5	26	12	17
12	6	SA702005/1206	18x1,5	12x1,5	27	13	19
12	8	SA702005/1208	18x1,5	14x1,5	27	13	19
12	10	SA702005/1210	18x1,5	16x1,5	28	14	19
12	15	SA702005/1215	18x1,5	22x1,5	29	15	24
15	10	SA702005/1510	22x1,5	16x1,5	29	15	24
18	10	SA702005/1810	26x1,5	16x1,5	30	15,5	27
18	12	SA702005/1812	26x1,5	18x1,5	30	15,5	27
18	15	SA702005/1815	26x1,5	22x1,5	31	16,5	27
22	12	SA702005/2212	30x2	18x1,5	32	17,5	32
22	15	SA702005/2215	30x2	22x1,5	33	18,5	32
22	18	SA702005/2218	30x2	26x1,5	33	18	32
28	15	SA702005/2815	36x2	22x1,5	34	19,5	38
28	18	SA702005/2818	36x2	26x1,5	34	19	41
28	22	SA702005/2822	36x2	30x2	36	21	41
35	22	SA702005/3522	45x2	30x2	39	21	46
35	28	SA702005/3528	45x2	36x2	39	21	46
42	35	SA702005/4235	52x2	45x2	43	21,5	55

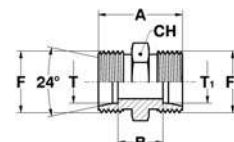


T	T ₁	RIFERIMENTO REFERENCE	F	F ₁	A	B	CH
MM.	MM.		METRICO METRIC	METRICO METRIC			
6	6	A702500/06	14x1,5	14x1,5	30	16	14
8	8	A702500/08	16x1,5	16x1,5	32	18	17
10	10	A702500/10	18x1,5	18x1,5	32	17	19
12	12	A702500/12	20x1,5	20x1,5	34	19	22
14	14	A702500/14	22x1,5	22x1,5	38	22	24
16	16	A702500/16	24x1,5	24x1,5	38	21	27
20	20	A702500/20	30x2	30x2	44	23	32
25	25	A702500/25	36x2	36x2	50	26	41
30	30	A702500/30	42x2	42x2	54	27	46
38	38	A702500/38	52x2	52x2	61	29	55
8	6	SA702500/0806	16x1,5	14x1,5	32	18	17
10	6	SA702500/1006	18x1,5	14x1,5	32	17,5	19
10	8	SA702500/1008	18x1,5	16x1,5	32	17,5	19
10	16	SA702500/1016	18x1,5	24x1,5	36	20	27
12	6	SA702500/1206	20x1,5	14x1,5	34	19,5	22
12	8	SA702500/1208	20x1,5	16x1,5	34	19,5	22
12	10	SA702500/1210	20x1,5	18x1,5	34	19	22
14	10	SA702500/1410	22x1,5	18x1,5	36	20,5	24
14	12	SA702500/1412	22x1,5	20x1,5	36	20,5	24
16	12	SA702500/1612	24x1,5	20x1,5	36	20	27
16	14	SA702500/1614	24x1,5	22x1,5	36	21,5	27
16	30	SA702500/1630	24x1,5	42x2	48	26	46
20	10	SA702500/2010	30x2	18x1,5	40	22	32
20	12	SA702500/2012	30x2	20x1,5	40	22	32
20	16	SA702500/2016	30x2	24x1,5	42	23	32
30	20	SA702500/3020	42x2	30x2	50	26	46
25	16	SA702500/2516	36x2	24x1,5	46	25,5	41
25	20	SA702500/2520	36x2	30x2	48	25,5	41
25	38	SA702500/2538	36x2	52x2	57	29	55
30	25	SA702500/3025	42x2	36x2	52	26,5	46
38	30	SA702500/3830	52x2	42x2	59	29,5	55

702500

SERIE PESANTE (S) / HEAVY SERIES

Giunzione diretta
DIN serie S
Union male
DIN S series



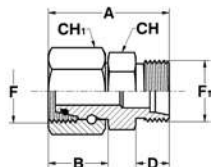
RACCORDI A 24° DIN 3861

24° CONNECTORS DIN 3861

702171

SERIE LEGGERA (L) / LIGHT SERIES

Giunzione diretta femmina
DIN - maschio DIN serie L
Union swivel female
DIN - male DIN L series



T	T ₁	RIFERIMENTO REFERENCE	F	F ₁	A	B	D	CH	CH ₁
MM.	MM.		METRICO METRIC	METRICO METRIC					
6	6	A702171/0606	12x1,5	12x1,5	35	18	10	12	14
8	6	A702171/0806	14x1,5	12x1,5	35	17,5	10	14	17
8	8	A702171/0808	14x1,5	14x1,5	35	17,5	10	14	17
10	6	A702171/1006	16x1,5	12x1,5	34,5	17	10	17	19
10	8	A702171/1008	16x1,5	14x1,5	34,5	17	10	17	19
10	10	A702171/1010	16x1,5	16x1,5	35	17	11	17	19
12	6	A702171/1206	18x1,5	12x1,5	35	18,5	10	17	22
12	8	A702171/1208	18x1,5	14x1,5	35	18,5	10	17	22
12	10	A702171/1210	18x1,5	16x1,5	36	18,5	11	17	22
12	12	A702171/1212	18x1,5	18x1,5	37,5	18,5	11	19	22
15	6	A702171/1506	22x1,5	12x1,5	40,5	21,5	10	22	27
15	8	A702171/1508	22x1,5	14x1,5	38,5	21,5	10	22	27
15	10	A702171/1510	22x1,5	16x1,5	39,5	21,5	11	22	27
15	12	A702171/1512	22x1,5	18x1,5	40,5	21,5	11	22	27
15	15	A702171/1515	22x1,5	22x1,5	43,5	21,5	12	24	27
18	6	A702171/1806	26x1,5	12x1,5	40	21	10	24	32
18	8	A702171/1808	26x1,5	14x1,5	40	21	10	24	32
18	10	A702171/1810	26x1,5	16x1,5	41	21	11	27	32
18	10	A702171/1812	26x1,5	16x1,5	41	21	11	27	32
18	15	A702171/1815	26x1,5	22x1,5	42	21	12	27	32
18	18	A702171/1818	26x1,5	26x1,5	44	21	12	27	32
22	6	A702171/2206	30x2	12x1,5	44,5	23,5	10	27	36
22	8	A702171/2208	30x2	14x1,5	44,5	23,5	10	30	36
22	10	A702171/2210	30x2	16x1,5	42,5	23,5	11	27	36
22	12	A702171/2212	30x2	18x1,5	42,5	23,5	11	27	36
22	15	A702171/2215	30x2	22x1,5	43,5	23,5	12	27	36
22	18	A702171/2218	30x2	26x1,5	43,5	23,5	12	30	36
22	22	A702171/2222	30x2	30x2	47	23,5	14	32	36
28	8	A702171/2808	36x2	14x1,5	43	22	10	36	41
28	10	A702171/2810	36x2	16x1,5	42	22	11	36	41
28	12	A702171/2812	36x2	18x1,5	42	22	11	36	41
28	15	A702171/2815	36x2	22x1,5	43	22	12	36	41
28	18	A702171/2818	36x2	26x1,5	45	22	12	36	41
28	22	A702171/2822	36x2	30x2	45	22	14	36	41
28	28	A702171/2828	36x2	36x2	48	22	14	41	41
35	8	A702171/3508	45x2	14x1,5	50,5	25,5	10	41	50
35	10	A702171/3510	45x2	16x1,5	50	25,5	11	41	50
35	12	A702171/3512	45x2	18x1,5	49	25,5	11	41	50
35	15	A702171/3515	45x2	22x1,5	48,5	25,5	12	41	50
35	18	A702171/3518	45x2	26x1,5	48,5	25,5	12	41	50
35	22	A702171/3522	45x2	30x2	50,5	25,5	14	41	50
35	28	A702171/3528	45x2	36x2	50,5	25,5	14	41	50
35	35	A702171/3535	45x2	45x2	53,5	25,5	16	46	50
42	12	A702171/4212	52x2	18x1,5	50	25	11	50	60
42	15	A702171/4215	52x2	22x1,5	50	25	12	50	60
42	18	A702171/4218	52x2	26x1,5	50	25	12	50	60
42	22	A702171/4222	52x2	30x2	52	25	14	50	60
42	28	A702171/4228	52x2	36x2	52	25	14	50	60
42	35	A702171/4235	52x2	45x2	54	25	16	50	60
42	42	A702171/4242	52x2	52x2	54	25	16	55	60

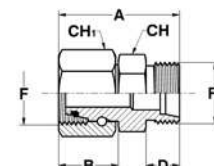


T	T ₁	RIFERIMENTO REFERENCE	F	F ₁	A	B	D	CH	CH ₁
MM.	MM.		METRICO METRIC	METRICO METRIC					
6	6	A702676/0606	14x1,5	14x1,5	37	17	12	14	17
8	6	A702676/0806	16x1,5	14x1,5	37	17	12	17	19
8	8	A702676/0808	16x1,5	16x1,5	37	17	12	17	19
10	6	A702676/1006	18x1,5	14x1,5	39	18,5	12	17	22
10	10	A702676/1010	18x1,5	18x1,5	39	18,5	12	19	22
12	6	A702676/1206	20x1,5	14x1,5	45	22	12	17	24
12	8	A702676/1208	20x1,5	16x1,5	45	22	12	17	24
12	10	A702676/1210	20x1,5	18x1,5	45	22	12	19	24
12	12	A702676/1212	20x1,5	20x1,5	45	22	12	22	24
12	16	A702676/1216	20x1,5	24x1,5	47,5	22	14	27	24
14	6	A702676/1406	22x1,5	14x1,5	44	21,5	12	22	27
14	8	A702676/1408	22x1,5	16x1,5	44	21,5	12	22	27
14	10	A702676/1410	22x1,5	18x1,5	44	21,5	12	22	27
14	12	A702676/1412	22x1,5	20x1,5	44	21,5	12	22	27
14	14	A702676/1414	22x1,5	22x1,5	46	21,5	14	24	27
16	6	A702676/1606	24x1,5	14x1,5	42	21	12	24	30
16	8	A702676/1608	24x1,5	16x1,5	42	21	12	24	30
16	10	A702676/1610	24x1,5	18x1,5	42	21	12	24	30
16	12	A702676/1612	24x1,5	20x1,5	41	21	12	24	30
16	14	A702676/1614	24x1,5	22x1,5	44	21	14	24	30
16	16	A702676/1616	24x1,5	24x1,5	44	21	14	27	30
20	6	A702676/2006	30x2	14x1,5	54	29,5	12	27	36
20	8	A702676/2008	30x2	16x1,5	54	29,5	12	27	36
20	10	A702676/2010	30x2	18x1,5	53	29,5	12	27	36
20	12	A702676/2012	30x2	20x1,5	53	29,5	12	27	36
20	14	A702676/2014	30x2	22x1,5	55	29,5	14	27	36
20	14	A702676/2016	30x2	22x1,5	55	29,5	14	27	36
20	20	A702676/2020	30x2	30x2	57	29,5	16	32	36
25	8	A702676/2508	36x2	16x1,5	55	28,5	12	36	46
25	10	A702676/2510	36x2	18x1,5	54	28,5	12	36	46
25	12	A702676/2512	36x2	20x1,5	54	28,5	12	36	46
25	14	A702676/2514	36x2	22x1,5	53,5	28,5	14	36	46
25	16	A702676/2516	36x2	24x1,5	53,5	28,5	14	36	46
25	20	A702676/2520	36x2	30x2	58	28,5	16	36	46
25	25	A702676/2525	36x2	36x2	60	28,5	18	41	46
30	10	A702676/3010	42x2	18x1,5	58	30,5	12	41	50
30	12	A702676/3012	42x2	20x1,5	58	30,5	12	41	50
30	14	A702676/3014	42x2	22x1,5	59	30,5	14	41	50
30	16	A702676/3016	42x2	24x1,5	59	30,5	14	41	50
30	20	A702676/3020	42x2	30x2	61	30,5	16	41	50
30	25	A702676/3025	42x2	36x2	63	30,5	18	41	50
30	30	A702676/3030	42x2	42x2	65	30,5	20	46	50
38	10	A702676/3810	52x2	18x1,5	65	37,5	12	50	60
38	12	A702676/3812	52x2	20x1,5	65	37,5	12	50	60
38	14	A702676/3814	52x2	22x1,5	66,5	37,5	14	50	60
38	16	A702676/3816	52x2	24x1,5	66,5	37,5	14	50	60
38	20	A702676/3820	52x2	30x2	68,5	37,5	16	50	60
38	25	A702676/3825	52x2	36x2	70,5	37,5	18	50	60
38	30	A702676/3830	52x2	42x2	72,5	37,5	20	50	60
38	38	A702676/3838	52x2	52x2	74,5	37,5	22	55	60

702676

SERIE PESANTE (S) / HEAVY SERIES

Giunzione diretta femmina
DIN - maschio DIN serie S
Union swivel female
DIN - male DIN S series



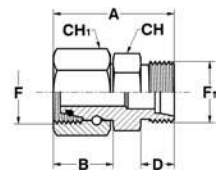
RACCORDI A 24° DIN 3861

24° CONNECTORS DIN 3861

702456

Raccordo di riduzione diretto femmina DIN sr.L - maschio DIN sr.S

Reducer straight swivel nut DIN L - male DIN S

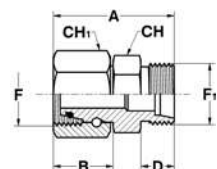


T	T ₁	RIFERIMENTO REFERENCE	F	F ₁	A	B	D	CH	CH ₁
MM.	MM.		METRICO METRIC	METRICO METRIC					
18	16	A702456/1816	26x1,5	24x1,5	43	21	14	27	32
22	16	A702456/2216	30x2	24x1,5	46	23,5	14	30	36
22	20	A702456/2220	30x2	30x2	49	23,5	16	32	36
28	16	A702456/2816	36x2	24x1,5	46	22	14	36	41
28	25	A702456/2825	36x2	36x2	50	22	18	41	41
35	25	A702456/3525	45x2	36x2	54	25,5	18	41	50
35	30	A702456/3530	45x2	42x2	56	25,5	20	46	50
42	30	A702456/4230	52x2	42x2	58	25	20	50	60
42	38	A702456/4238	52x2	52x2	61,5	25	22	55	60

702951

Raccordo di riduzione diretto femmina DIN sr.S - maschio DIN sr.L

Reducer straight swivel nut DIN S - male DIN L



T	T ₁	RIFERIMENTO REFERENCE	F	F ₁	A	B	D	CH	CH ₁
MM.	MM.		METRICO METRIC	METRICO METRIC					
16	15	A702951/1615	24x1,5	22x1,5	42	21	12	24	30
20	15	A702951/2015	30x2	22x1,5	51	29,5	12	27	36
20	18	A702951/2018	30x2	26x1,5	51	29,5	12	27	36
25	18	A702951/2518	36x2	26x1,5	51	28,5	12	36	46
25	22	A702951/2522	36x2	30x2	53	28,5	14	36	46
30	22	A702951/3022	42x2	30x2	55	30,5	14	41	50
30	28	A702951/3028	42x2	36x2	55	30,5	14	41	50
38	28	A702951/3828	52x2	36x2	62	37,5	14	50	60
38	35	A702951/3835	52x2	45x2	64	37,5	16	50	60

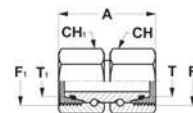


T	T ₁	RIFERIMENTO REFERENCE	F	F ₁	A	CH	CH ₁
MM.	MM.		METRICO METRIC	METRICO METRIC			
6	6	A702368/06	12x1,5	12x1,5	35	14	14
8	6	A702368/0806	14x1,5	12x1,5	35	17	14
8	8	A702368/08	14x1,5	14x1,5	35	17	17
10	6	A702368/1006	16x1,5	12x1,5	35	19	14
10	8	A702368/1008	16x1,5	14x1,5	35	19	17
10	10	A702368/10	16x1,5	16x1,5	36	19	19
12	6	A702368/1206	18x1,5	12x1,5	35	22	14
12	8	A702368/1208	18x1,5	14x1,5	36	22	17
12	10	A702368/1210	18x1,5	16x1,5	36	22	19
12	12	A702368/12	18x1,5	18x1,5	37	22	22
15	8	A702368/1508	22x1,5	14x1,5	39	27	17
15	10	A702368/1510	22x1,5	16x1,5	39	27	19
15	12	A702368/1512	22x1,5	18x1,5	40	27	22
15	15	A702368/15	22x1,5	22x1,5	43	27	27
18	10	A702368/1810	26x1,5	16x1,5	41	32	19
18	12	A702368/1812	26x1,5	18x1,5	42	32	22
18	15	A702368/1815	26x1,5	22x1,5	43	32	27
18	18	A702368/18	26x1,5	26x1,5	43	32	32
22	12	A702368/2212	30x2	18x1,5	46	36	22
22	15	A702368/2215	30x2	22x1,5	48	36	27
22	18	A702368/2218	30x2	26x1,5	47	36	32
22	22	A702368/22	30x2	30x2	48	36	36
28	15	A702368/2815	36x2	22x1,5	46	41	27
28	18	A702368/2818	36x2	26x1,5	46	41	32
28	22	A702368/2822	36x2	30x2	46	41	36
28	28	A702368/28	36x2	36x2	46	41	41
35	18	A702368/3518	45x2	26x1,5	54	50	32
35	22	A702368/3522	45x2	30x2	54	50	36
35	28	A702368/3528	45x2	36x2	54	50	41
35	35	A702368/35	45x2	45x2	53	50	50
42	22	A702368/4222	52x2	30x2	52	60	36
42	28	A702368/4228	52x2	36x2	49	60	41
42	35	A702368/4235	52x2	45x2	52	60	50
42	42	A702368/42	52x2	52x2	52	60	60

702368

SERIE LEGGERA (L) / LIGHT SERIES

Terminale diritto femmina
DIN serie L - femmina DIN serie L
Union straight swivel
nut DIN L - swivel nut DIN L



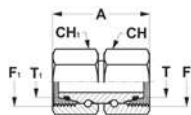
RACCORDI A 24° DIN 3861

24° CONNECTORS DIN 3861

702863

SERIE PESANTE (S) / HEAVY SERIES

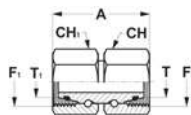
Terminale diritto femmina
DIN serie S - femmina DIN serie S
Union straight swivel nut
DIN S - swivel nut DIN S



T	T ₁	RIFERIMENTO REFERENCE	F	F ₁	A	CH	CH ₁
MM.	MM.		METRICO METRIC	METRICO METRIC			
6	6	A702863/06	14x1,5	14x1,5	37	17	17
8	8	A702863/08	16x1,5	16x1,5	37	19	19
8	6	A702863/0806	16x1,5	14x1,5	37	19	17
10	10	A702863/10	18x1,5	18x1,5	37	22	22
10	6	A702863/1006	18x1,5	14x1,5	36	22	17
10	8	A702863/1008	18x1,5	16x1,5	35	22	19
12	12	A702863/12	20x1,5	20x1,5	43	24	24
12	6	A702863/1206	20x1,5	14x1,5	40	24	17
12	8	A702863/1208	20x1,5	16x1,5	40	24	19
12	10	A702863/1210	20x1,5	18x1,5	42	24	22
14	14	A702863/14	22x1,5	22x1,5	46	27	27
16	16	A702863/16	24x1,5	24x1,5	45	30	30
16	10	A702863/1610	24x1,5	18x1,5	45	30	22
16	12	A702863/1612	24x1,5	20x1,5	44	30	24
20	20	A702863/20	30x2	30x2	59	36	36
20	12	A702863/2012	30x2	20x1,5	51	36	24
20	16	A702863/2016	30x2	24x1,5	51	36	30
25	25	A702863/25	36x2	36x2	54	46	46
25	16	A702863/2516	36x2	24x1,5	54	46	30
25	20	A702863/2520	36x2	30x2	58	46	36
30	30	A702863/30	42x2	42x2	62	50	50
30	16	A702863/3016	42x2	24x1,5	61	50	30
30	20	A702863/3020	42x2	30x2	61	50	36
30	25	A702863/3025	42x2	36x2	62	50	46
38	38	A702863/38	52x2	52x2	75	60	60
38	20	A702863/3820	52x2	30x2	67	60	36
38	25	A702863/3825	52x2	36x2	67	60	46
38	30	A702863/3830	52x2	42x2	68	60	50

702379

Terminale diritto femmina
DIN serie L - femmina DIN serie S
Reducer straight swivel
nut DIN L - swivel nut DIN S



T	T ₁	RIFERIMENTO REFERENCE	F	F ₁	A	CH	CH ₁
MM.	MM.		METRICO METRIC	METRICO METRIC			
6	6	A702379/0606	12x1,5	14x1,5	36	14	17
8	8	A702379/0808	14x1,5	16x1,5	36	17	19
10	10	A702379/1010	16x1,5	18x1,5	36	19	22
12	12	A702379/1212	18x1,5	20x1,5	41	22	24
15	16	A702379/1516	22x1,5	24x1,5	43	27	30
18	16	A702379/1816	26x1,5	24x1,5	44	32	30
18	20	A702379/1820	26x1,5	30x2	52	32	36
22	20	A702379/2220	30x2	30x2	54	36	36
22	25	A702379/2225	30x2	36x2	54	36	46
28	25	A702379/2825	36x2	36x2	54	41	46
28	30	A702379/2830	36x2	42x2	53	41	50
35	30	A702379/3530	45x2	42x2	57	50	50
35	38	A702379/3538	45x2	52x2	62	50	60
42	38	A702379/4238	52x2	52x2	63	60	60

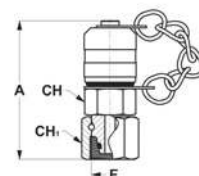


T	RIFERIMENTO REFERENCE	F	A	CH	CH ₁	PRESSIONE DI ESERCIZIO WORKING PRESSURE
MM.						
6	A702182/1606	M12x1,5	54	17	14	315 BAR
8	A702182/1608	M14x1,5	54	17	17	315 BAR
10	A702182/1610	M16x1,5	59	17	19	315 BAR
12	A702182/1612	M18x1,5	59	17	22	315 BAR
15	A702182/1615	M22x1,5	59	17	27	315 BAR
18	A702182/1618	M26x1,5	59	17	32	315 BAR
22	A702182/1622	M30x2	59	17	36	160 BAR
28	A702182/1628	M36x2	60	17	41	160 BAR
35	A702182/1635	M45x2	62	17	50	160 BAR
42	A702182/1642	M52x2	65	17	60	160 BAR

702182

SERIE LEGGERA (L) / LIGHT SERIES

Miniprese di pressione
M16x2 con attacco femmina
DIN serie L
Pressure test connector
M16x2 with DIN L
swivel nut (DKOL)

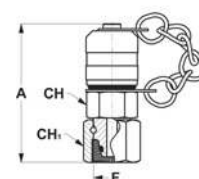


T	RIFERIMENTO REFERENCE	F	A	CH	CH ₁	PRESSIONE DI ESERCIZIO WORKING PRESSURE
MM.						
6	A702687/1606	M14x1,5	54	17	17	630 BAR
8	A702687/1608	M16x1,5	54	17	19	630 BAR
10	A702687/1610	M18x1,5	59	17	22	630 BAR
12	A702687/1612	M20x1,5	59	17	24	630 BAR
14	A702687/1614	M22x1,5	59	17	27	630 BAR
16	A702687/1616	M24x1,5	60	17	30	400 BAR
20	A702687/1620	M30x2	62	17	36	400 BAR
25	A702687/1625	M36x2	65	17	46	400 BAR
30	A702687/1630	M42x2	65	17	50	400 BAR
38	A702687/1638	M52x2	65	17	60	315 BAR

702687

SERIE PESANTE (S) / HEAVY SERIES

Miniprese di pressione
M16x2 con attacco femmina
DIN serie S
Pressure test connector
M16x2 with DIN S
swivel nut (DKOS)



RACCORDI A 24° DIN 3861

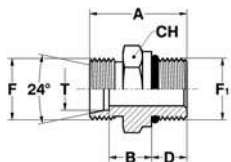
24° CONNECTORS DIN 3861

702016

SERIE LEGGERA (L) / LIGHT SERIES

Terminale diritto
DIN serie L - SAE UNF-UN
per sedi ISO 11926
Connector male
DIN L series - male SAE UNF-UN
with O.R. ISO 11926 ports

SEDI PAG.30 / PORTS PAG.30

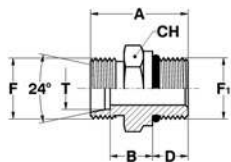


702511

SERIE PESANTE (S) / HEAVY SERIES

Terminale diritto
DIN serie S - SAE UNF-UN
per sedi ISO 11926
Connector male
DIN S series - male SAE UNF-UN
with O.R. ISO 11926 ports

SEDI PAG.30 / PORTS PAG.30



T	RIFERIMENTO REFERENCE	F	F ₁	A	B	D	CH
MM.		METRICO METRIC	UNF-UN				
6	A702016/0611	12x1,5	7/16-20	26,5	10,5	9	14
8	A702016/0812	14x1,5	1/2-20	26,5	10,5	9	17
10	A702016/1014	16x1,5	9/16-18	30	13	10	19
12	A702016/1219	18x1,5	3/4-16	32,5	14,5	11	22
15	A702016/1522	22x1,5	7/8-14	35	15	13	27
18	A702016/1827	26x1,5	1"1/16-12	40	17,5	15	32
22	A702016/2227	30x2	1"1/16-12	42	19,5	15	32
28	A702016/2833	36x2	1"5/16-12	43	20,5	15	41
35	A702016/3541	45x2	1"5/8-12	46	20,5	15	50
42	A702016/4248	52x2	1"7/8-12	48,5	22,5	15	55
8	SA702016/0811	14x1,5	7/16-20	26,5	10,5	9	17
8	SA702016/0814	14x1,5	9/16-18	29	12	10	19
8	SA702016/0819	14x1,5	3/4-16	31,5	13,5	11	22
8	SA702016/0827	14x1,5	1"1/16-12	35	13	15	32
10	SA702016/1011	16x1,5	7/16-20	29	13	9	17
12	SA702016/1214	18x1,5	9/16-18	31	14	10	19
12	SA702016/1222	18x1,5	7/8-14	34	14	13	27
12	SA702016/1227	18x1,5	1"1/16-12	39	17	15	32
18	SA702016/1814	26x1,5	9/16-18	33,5	16	10	27
18	SA702016/1822	26x1,5	7/8-14	35	14,5	13	27
22	SA702016/2222	30x2	7/8-14	39,5	19	13	32
22	SA702016/2230	30x2	1"3/16-12	41,5	19	15	35
22	SA702016/2233	30x2	1"5/16-12	41	18,5	15	38

T	RIFERIMENTO REFERENCE	F	F ₁	A	B	D	CH
MM.		METRICO METRIC	UNF-UN				
6	A702511/0611	14x1,5	7/16-20	32,5	13	11	17
8	A702511/0814	16x1,5	9/16-18	32,5	13	12	19
10	A702511/1014	18x1,5	9/16-18	34,5	14	12	19
12	A702511/1219	20x1,5	3/4-16	36,5	15	14	24
14	A702511/1422	22x1,5	7/8-14	41	17	16	27
16	A702511/1622	24x1,5	7/8-14	41,5	17	16	27
20	A702511/2027	30x2	1"1/16-12	47	18	18,5	32
25	A702511/2533	36x2	1"5/16-12	53,5	20	18,5	41
30	A702511/3041	42x2	1"5/8-12	57	22	18,5	50
38	A702511/3848	52x2	1"7/8-12	58,5	24	18,5	55
12	SA702511/1214	20x1,5	9/16-18	35	15,5	12	22
12	SA702511/1222	20x1,5	7/8-14	39	15,5	16	27
12	SA702511/1233	20x1,5	1"5/16-12	44,5	18,5	18,5	38
16	SA702511/1619	24x1,5	3/4-16	41,5	19	14	27
20	SA702511/2022	30x2	7/8-14	46,5	20	16	32
20	SA702511/2033	30x2	1"5/16-12	48,5	19,5	18,5	38
25	SA702511/2527	36x2	1"1/16-12	52,5	22	18,5	38



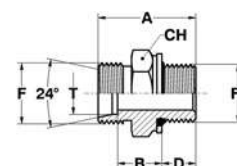
T	RIFERIMENTO REFERENCE	F	F ₁	A	B	D	CH
MM.		METRICO METRIC	GAS CIL.BSPP				
6	A702038/0610	12x1,5	1/8	24	10	7	14
8	A702038/0813	14x1,5	1/4	29	12	10	19
10	A702038/1013	16x1,5	1/4	30	13	10	19
12	A702038/1217	18x1,5	3/8	32	15	10	24
15	A702038/1521	22x1,5	1/2	35	16	12	27
18	A702038/1821	26x1,5	1/2	36.5	17	12	27
22	A702038/2226	30x2	3/4	40.5	19	14	36
28	A702038/2833	36x2	1"	43.5	20,5	15,5	41
35	A702038/3542	45x2	1" 1/4	48,5	20,5	17,5	50
42	A702038/4248	52x2	1" 1/2	52	21,5	19,5	60
6	SA702038/0613	12x1,5	1/4	29	12	10	19
8	SA702038/0810	14x1,5	1/8	27	13	7	17
8	SA702038/0817	14x1,5	3/8	32.5	15,5	10	24
8	SA702038/0821	14x1,5	1/2	36	17	12	27
8	SA702038/0826	14x1,5	3/4	36.5	15,5	14	36
10	SA702038/1017	16x1,5	3/8	32	15	10	24
10	SA702038/1021	16x1,5	1/2	34	15	12	27
10	SA702038/1026	16x1,5	3/4	37.5	16,5	14	36
12	SA702038/1213	18x1,5	1/4	34	17	10	22
12	SA702038/1221	18x1,5	1/2	37	18	12	27
12	SA702038/1226	18x1,5	3/4	37.5	16,5	14	36
12	SA702038/1233	18x1,5	1"	40.5	18	15,5	41
15	SA702038/1513	22x1,5	1/4	33.5	16,5	10	24
15	SA702038/1517	22x1,5	3/8	33.5	16,5	10	24
15	SA702038/1526	22x1,5	3/4	38.5	17,5	14	36
15	SA702038/1533	22x1,5	1"	41.5	19	15,5	41
22	SA702038/2221	30x2	1/2	39.5	20	12	32
22	SA702038/2233	30x2	1"	43.5	20,5	15,5	41
28	SA702038/2826	36x2	3/4	42	20,5	14	38
28	SA702038/2842	36x2	1" 1/4	46.5	21,5	17,5	50
28	SA702038/2848	36x2	1" 1/2	52	25	19,5	60
35	SA702038/3533	45x2	1"	46	20	15,5	46
35	SA702038/3548	45x2	1" 1/2	52	22	19,5	60

702038

SERIE LEGGERA (L) / LIGHT SERIES

Terminale dritto
DIN serie L - GAS cil. (BSPP)
con O.R. e rondella
per sedi ISO 1179
Connector male
DIN L series - male BSPP
with O.R. and retaining ring
ISO 1179 ports

SEDI PAG.32 / PORTS PAG.32



RACCORDI A 24° DIN 3861

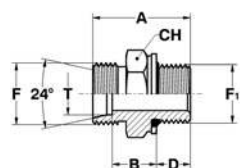
24° CONNECTORS DIN 3861

702533

SERIE PESANTE (S) / HEAVY SERIES

Terminale dritto
DIN serie S - GAS cil. (BSPP)
con O.R. e rondella
per sedi ISO 1179
Connector male
DIN S series - male BSPP
with O.R. and retaining ring
ISO 1179 ports

SEDI PAG.32 / PORTS PAG.32



T	RIFERIMENTO REFERENCE	F	F ₁	A	B	D	CH
MM.		METRICO METRIC	GAS CIL.BSPP				
6	A702533/0613	14x1,5	1/4	32	14,5	10	19
8	A702533/0813	16x1,5	1/4	34	16,5	10	19
10	A702533/1017	18x1,5	3/8	34,5	16,5	10	24
12	A702533/1217	20x1,5	3/8	36,5	18,5	10	24
14	A702533/1421	22x1,5	1/2	41	21	12	27
16	A702533/1621	24x1,5	1/2	41,5	21	12	27
20	A702533/2026	30x2	3/4	46,5	22	14	36
25	A702533/2533	36x2	1"	53	25,5	15,5	41
30	A702533/3042	42x2	1" 1/4	57	26	17,5	50
38	A702533/3848	52x2	1" 1/2	64	28,5	19,5	60
6	SA702533/0617	14x1,5	3/8	34,5	17,5	10	24
8	SA702533/0817	16x1,5	3/8	34,5	17,5	10	24
10	SA702533/1021	18x1,5	1/2	38	18,5	12	27
12	SA702533/1221	20x1,5	1/2	39	19,5	12	27
14	SA702533/1413	22x1,5	1/4	37	19	10	24
16	SA702533/1617	24x1,5	3/8	39,5	21	10	27
16	SA702533/1626	24x1,5	3/4	44	21,5	14	36
16	SA702533/1633	24x1,5	1"	49	25	15,5	41
20	SA702533/2021	30x2	1/2	44,5	22	12	32
20	SA702533/2033	30x2	1"	47	21	15,5	41
20	SA702533/2042	30x2	1" 1/4	53	25	17,5	50
25	SA702533/2521	36x2	1/2	47	23	12	38
25	SA702533/2526	36x2	3/4	49	23	14	41
30	SA702533/3026	42x2	3/4	51	23,5	14	46
30	SA702533/3033	42x2	1"	55	26	15,5	46
38	SA702533/3842	52x2	1" 1/4	60	26,5	17,5	55



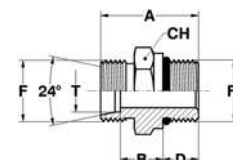
T	RIFERIMENTO REFERENCE	F	F ₁	A	B	D	CH
MM.		METRICO METRIC	GAS CIL./JIS				
6	A702236/0610	12x1,5	1/8	25	9	9	14
6	A702236/0613	12x1,5	1/4	29	10	12	19
8	A702236/0810	14x1,5	1/8	28	12	9	17
8	A702236/0813	14x1,5	1/4	29	10	12	19
8	A702236/0817	14x1,5	3/8	32,5	13,5	12	22
8	A702236/0821	14x1,5	1/2	38	15	16	27
8	A702236/0826	14x1,5	3/4	39	15	17	36
10	A702236/1013	16x1,5	1/4	30	11	12	19
10	A702236/1017	16x1,5	3/8	32	13	12	22
10	A702236/1021	16x1,5	1/2	36	11	16	27
10	A702236/1026	16x1,5	3/4	39	15	17	36
12	A702236/1213	18x1,5	1/4	34	15	12	22
12	A702236/1217	18x1,5	3/8	32	13	12	22
12	A702236/1221	18x1,5	1/2	39	16	16	27
12	A702236/1226	18x1,5	3/4	39	15	17	36
12	A702236/1233	18x1,5	1"	42,5	17,5	20	41
15	A702236/1513	22x1,5	1/4	33,5	14,5	12	24
15	A702236/1517	22x1,5	3/8	33,5	14,5	12	24
15	A702236/1521	22x1,5	1/2	37	14	16	27
15	A702236/1526	22x1,5	3/4	39,5	15,5	17	36
15	A702236/1533	22x1,5	1"	43,5	16,5	20	41
22	A702236/2221	30x2	1/2	41,5	18,5	16	32
18	A702236/1821	26x1,5	1/2	38,5	15	16	27
22	A702236/2226	30x2	3/4	41,5	17	17	36
22	A702236/2233	30x2	1"	45,5	18	20	41
28	A702236/2826	36x2	3/4	43	18,5	17	38
28	A702236/2833	36x2	1"	45,5	18	20	41
28	A702236/2842	36x2	1" 1/4	46,5	19	20	50
28	A702236/2848	36x2	1" 1/2	50	22,5	20	55
35	A702236/3533	45x2	1"	48	17,5	20	46
35	A702236/3542	45x2	1" 1/4	48,5	18	20	50
35	A702236/3548	45x2	1" 1/2	50	17,5	20	55
42	A702236/4248	52x2	1" 1/2	50	19	20	55

702236

SERIE LEGGERA (L) / LIGHT SERIES

Terminale diritto
DIN serie L - GAS cil. (JIS)
con O.R. per sedi JIS 2351
Connector male
DIN L series - male JIS
with O.R. JIS 2351 ports

SEDI PAG.31 / PORTS PAG.31



RACCORDI A 24° DIN 3861

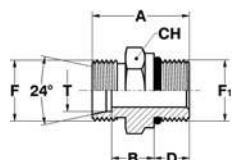
24° CONNECTORS DIN 3861

702731

SERIE PESANTE (S) / HEAVY SERIES

Terminale diritto
DIN serie S - GAS cil. (JIS)
con O.R. per sedi JIS 2351
Connector male
DIN S series - male JIS
with O.R. JIS 2351 ports

SEDI PAG.31 / PORTS PAG.31



T	RIFERIMENTO REFERENCE	F	F ₁	A	B	D	CH
MM.		METRICO METRIC	GAS CIL. JIS				
6	A702731/0613	14x1,5	1/4	32	13	12	19
8	A702731/0813	16x1,5	1/4	34	15	12	19
10	A702731/1017	18x1,5	3/8	34,5	15	12	22
12	A702731/1217	20x1,5	3/8	36,5	17	12	22
14	A702731/1421	22x1,5	1/2	43	19	16	27
16	A702731/1621	24x1,5	1/2	43,5	19,5	16	27
20	A702731/2026	30x2	3/4	47,5	20	17	36
25	A702731/2533	36x2	1"	55	23	20	41
30	A702731/3042	42x2	1" 1/4	57	23,5	20	50
38	A702731/3848	52x2	1" 1/2	62	26	20	55
6	A702731/0617	14x1,5	3/8	34,5	15,5	12	22
8	A702731/0817	16x1,5	3/8	34,5	15,5	12	22
10	A702731/1021	18x1,5	1/2	40	16,5	16	27
12	A702731/1221	20x1,5	1/2	41	17,5	16	27
14	A702731/1413	22x1,5	1/4	37	17	12	24
16	A702731/1617	24x1,5	3/8	39,5	19	12	27
16	A702731/1626	24x1,5	3/4	45	19,5	17	36
16	A702731/1633	24x1,5	1"	51	22,5	20	41
20	A702731/2021	30x2	1/2	46,5	20	16	32
20	A702731/2033	30x2	1"	49	18,5	20	41
20	A702731/2042	30x2	1" 1/4	53	22,5	20	50
25	A702731/2521	36x2	1/2	49	21	16	38
25	A702731/2526	36x2	3/4	50	21	17	41
30	A702731/3026	42x2	3/4	52	21,5	17	46
30	A702731/3033	42x2	1"	57	23,5	20	46
38	A702731/3842	52x2	1" 1/4	60	24	20	55



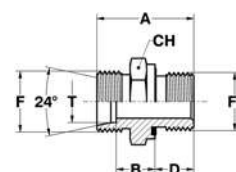
T	RIFERIMENTO REFERENCE	F	F ₁	A	B	D	CH
MM.		METRICO METRIC	GAS CIL.BSPP				
6	A702137/0610	12x1,5	1/8	23,5	8,5	8	14
8	A702137/0813	14x1,5	1/4	29	10	12	19
10	A702137/1013	16x1,5	1/4	30	11	12	19
12	A702137/1217	18x1,5	3/8	31,5	12,5	12	22
15	A702137/1521	22x1,5	1/2	35	14	14	27
18	A702137/1821	26x1,5	1/2	36	14,5	14	27
22	A702137/2226	30x2	3/4	40	16,5	16	32
28	A702137/2833	36x2	1"	43	17,5	18	41
35	A702137/3542	45x2	1" 1/4	48	17,5	20	50
42	A702137/4248	52x2	1" 1/2	52	19	22	55
8	SA702137/0817	14x1,5	3/8	30,5	11,5	12	22
8	SA702137/0821	14x1,5	1/2	34	13	14	27
12	SA702137/1213	18x1,5	1/4	31,5	12,5	12	19
12	SA702137/1221	18x1,5	1/2	35	14	14	27
15	SA702137/1526	22x1,5	3/4	38	15	16	32
18	SA702137/1817	26x1,5	3/8	35	15,5	12	27
18	SA702137/1826	26x1,5	3/4	38	14,5	16	32
22	SA702137/2221	30x2	1/2	38	16,5	14	32
22	SA702137/2233	30x2	1"	43	17,5	18	41

702137

SERIE LEGGERA (L) / LIGHT SERIES

Terminale dritto
DIN serie L - GAS cil. (BSPP)
con tenuta ad elastomero
per sedi ISO 1179
Connector male
DIN L series - male BSPP
with elastomer seal
ISO 1179 ports

SEDI PAG.34 / PORTS PAG.34



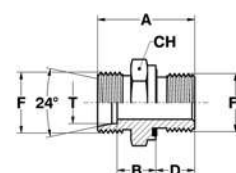
T	RIFERIMENTO REFERENCE	F	F ₁	A	B	D	CH
MM.		METRICO METRIC	GAS CIL.BSPP				
6	A702632/0613	14x1,5	1/4	32	13	12	19
8	A702632/0813	16x1,5	1/4	34	15	12	19
10	A702632/1017	18x1,5	3/8	34,5	15	12	22
12	A702632/1217	20x1,5	3/8	36,5	17	12	22
12	A702632/1221	20x1,5	1/2	39	17,5	14	27
14	A702632/1421	22x1,5	1/2	41	19	14	27
16	A702632/1621	24x1,5	1/2	41	18,5	14	27
16	A702632/1626	24x1,5	3/4	45	20,5	16	32
20	A702632/2026	30x2	3/4	47	20,5	16	32
25	A702632/2533	36x2	1"	53	23	18	41
30	A702632/3042	42x2	1" 1/4	57	23,5	20	50
38	A702632/3848	52x2	1" 1/2	64	26	22	55
6	SA702632/0617	14x1,5	3/8	32,5	13,5	12	22
8	SA702632/0817	16x1,5	3/8	32,5	13,5	12	22
8	SA702632/0821	16x1,5	1/2	39	18	14	27
10	SA702632/1021	18x1,5	1/2	39	17,5	14	27
12	SA702632/1213	20x1,5	1/4	35,5	16	12	22
16	SA702632/1613	24x1,5	1/4	38	17,5	12	27
20	SA702632/2042	30x2	1" 1/4	53	22,5	20	50
25	SA702632/2542	36x2	1" 1/4	55	23	20	50

702632

SERIE PESANTE (S) / HEAVY SERIES

Terminale dritto
DIN serie S - GAS cil. (BSPP)
con tenuta ad elastomero
per sedi ISO 1179
Connector male
DIN S series - male BSPP
with elastomer seal
ISO 1179 ports

SEDI PAG.34 / PORTS PAG.34



RACCORDI A 24° DIN 3861

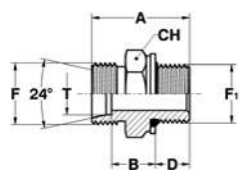
24° CONNECTORS DIN 3861

702050

SERIE LEGGERA (L) / LIGHT SERIES

Terminale dritto
DIN serie L - Metrico cil.
con O.R. e rondella
per sedi ISO 9974
Connector male
DIN L series - male Metric
with O.R. and retaining ring
ISO 9974 ports

SEDI PAG.32 / PORTS PAG.32



T	RIFERIMENTO REFERENCE	F	F ₁	A	B	D	CH
MM.		METRICO METRIC	METRICO METRIC				
6	A702050/0610	12x1,5	10x1	25	10,5	7,5	14
8	A702050/0812	14x1,5	12x1,5	28	11,5	9,5	17
8	A702050/0818	14x1,5	18x1,5	31,5	13,5	11	24
10	A702050/1014	16x1,5	14x1,5	29	12,5	9,5	19
12	A702050/1216	18x1,5	16x1,5	31	14	10	22
15	A702050/1518	22x1,5	18x1,5	33	15	11	24
18	A702050/1822	26x1,5	22x1,5	35	16	11,5	27
22	A702050/2226	30x2	26x1,5	39	17,5	14	36
28	A702050/2833	36x2	33x2	41	19,5	14	41
35	A702050/3542	45x2	42x2	44	22,5	14	50
42	A702050/4248	52x2	48x2	47,5	21	15,5	55
6	SA702050/0612	12x1,5	12x1,5	28	11,5	9,5	17
8	SA702050/0810	14x1,5	10x1	26	11,5	7,5	17
8	SA702050/0814	14x1,5	14x1,5	31	14,5	9,5	19
8	SA702050/0816	14x1,5	16x1,5	31,5	14,5	10	22
10	SA702050/1012	16x1,5	12x1,5	30	13,5	9,5	17
10	SA702050/1018	16x1,5	18x1,5	32,5	14,5	11	24
12	SA702050/1214	18x1,5	14x1,5	31	14,5	9,5	19
12	SA702050/1218	18x1,5	18x1,5	32,5	14,5	11	24
12	SA702050/1222	18x1,5	22x1,5	34	15,5	11,5	27
12	SA702050/1227	18x1,5	27x2	38,5	17,5	14	32
15	SA702050/1522	22x1,5	22x1,5	35,5	17	11,5	27
15	SA702050/1526	22x1,5	26x1,5	39,5	18,5	14	36
15	SA702050/1527	22x1,5	27x2	39,5	18,5	14	32
18	SA702050/1818	26x1,5	18x1,5	35	16,5	11	27
18	SA702050/1827	26x1,5	27x2	39,5	18	14	32
18	SA702050/1833	26x1,5	33x2	39,5	18	14	41
22	SA702050/2218	30x2	18x1,5	38,5	20	11	32
22	SA702050/2222	30x2	22x1,5	37	18	11,5	32
28	SA702050/2818	36x2	18x1,5	42,5	24	11	38
28	SA702050/2826	36x2	26x1,5	42	20,5	14	38
28	SA702050/2842	36x2	42x2	42	20,5	14	50



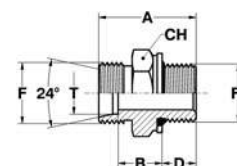
T	RIFERIMENTO REFERENCE	F	F ₁	A	B	D	CH
MM.		METRICO METRIC	METRICO METRIC				
6	A702555/0612	14x1,5	12x1,5	31	14,5	9,5	17
8	A702555/0814	16x1,5	14x1,5	33	16,5	9,5	19
10	A702555/1016	18x1,5	16x1,5	35	16,5	11	22
12	A702555/1218	20x1,5	18x1,5	38,5	18,5	12,5	24
14	A702555/1420	22x1,5	20x1,5	39,5	20,5	12,5	27
16	A702555/1622	24x1,5	22x1,5	42	20	13,5	27
20	A702555/2027	30x2	27x2	49,5	22,5	16,5	32
25	A702555/2533	36x2	33x2	53,5	25	16,5	41
30	A702555/3042	42x2	42x2	56	26	17	50
38	A702555/3848	52x2	48x2	63,5	27,5	20	55
8	SA702555/0810	16x1,5	10x1	31,5	16	8,5	19
8	SA702555/0816	16x1,5	16x1,5	35	17	11	22
8	SA702555/0818	16x1,5	18x1,5	36,5	17	12,5	24
10	SA702555/1022	18x1,5	22x1,5	38	17	13,5	27
10	SA702555/1027	18x1,5	27x2	46	22	16,5	32
12	SA702555/1216	20x1,5	16x1,5	35	16,5	11	22
12	SA702555/1222	20x1,5	22x1,5	40,5	19,5	13,5	27
16	SA702555/1627	24x1,5	27x2	46	21	16,5	32
20	SA702555/2022	30x2	22x1,5	46,5	22,5	13,5	32
20	SA702555/2026	30x2	26x1,5	46	21,5	14	36
25	SA702555/2518	36x2	18x1,5	47	22,5	12,5	38
25	SA702555/2527	36x2	27x2	53	24,5	16,5	38
25	SA702555/2530	36x2	30x1,5	49	22	15	41
30	SA702555/3030	42x2	30x1,5	52,5	24	15	46
30	SA702555/3033	42x2	33x2	55,5	25,5	16,5	46

702555

SERIE PESANTE (S) / HEAVY SERIES

Terminale dritto
DIN serie S - Metrico cil.
con O.R. e rondella
per sedi ISO 9974
Connector male
DIN S series - male Metric
with O.R. and retaining ring
ISO 9974 ports

SEDI PAG.32 / PORTS PAG.32



RACCORDI A 24° DIN 3861

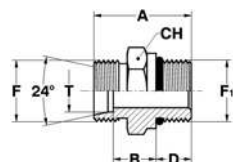
24° CONNECTORS DIN 3861

702049

SERIE LEGGERA (L) / LIGHT SERIES

Terminale diritto
DIN serie L - Metric cil.
con O.R. per sedi ISO 6149
Connector male
DIN L series - male Metric
with O.R. ISO 6149 ports

SEDI PAG.30 / PORTS PAG.30



T	RIFERIMENTO REFERENCE	F	F ₁	A	B	D	CH
MM.		METRICO METRIC	METRICO METRIC				
6	A702049/0610	12x1,5	10x1	25	9,5	8,5	14
8	A702049/0812	14x1,5	12x1,5	28	10	11	17
8	A702049/0818	14x1,5	18x1,5	31,5	12	12,5	24
10	A702049/1014	16x1,5	14x1,5	29	11	11	19
12	A702049/1216	18x1,5	16x1,5	31	12,5	11,5	22
15	A702049/1518	22x1,5	18x1,5	33	13,5	12,5	24
18	A702049/1822	26x1,5	22x1,5	35	14,5	13	27
22	A702049/2227	30x2	27x2	40	16,5	16	32
28	A702049/2833	36x2	33x2	41	17,5	16	41
35	A702049/3542	45x2	42x2	44	17,5	16	50
42	A702049/4248	52x2	48x2	47,5	19	17,5	55
6	SA702049/0612	12x1,5	12x1,5	28	10	11	17
8	SA702049/0810	14x1,5	10x1	26	10,5	8,5	17
8	SA702049/0814	14x1,5	14x1,5	31	13	11	19
8	SA702049/0816	14x1,5	16x1,5	30,5	12	11,5	22
10	SA702049/1012	16x1,5	12x1,5	30	12	11	17
10	SA702049/1018	16x1,5	18x1,5	32,5	13	12,5	24
12	SA702049/1214	18x1,5	14x1,5	31	13	11	22
12	SA702049/1218	18x1,5	18x1,5	32,5	13	12,5	24
12	SA702049/1222	18x1,5	22x1,5	34	14	13	27
12	SA702049/1227	18x1,5	27x2	38,5	15,5	16	32
15	SA702049/1522	22x1,5	22x1,5	35,5	15,5	13	27
15	SA702049/1527	22x1,5	27x2	39,5	16,5	16	32
18	SA702049/1818	26x1,5	18x1,5	35	15	12,5	27
18	SA702049/1827	26x1,5	27x2	39,5	16	16	32
18	SA702049/1833	26x1,5	33x2	39,5	16	16	41
22	SA702049/2218	30x2	18x1,5	38,5	18,5	12,5	32
22	SA702049/2222	30x2	22x1,5	37	16,5	13	32
28	SA702049/2818	36x2	18x1,5	42,5	22,5	12,5	38
28	SA702049/2842	36x2	42x2	42	18,5	16	50



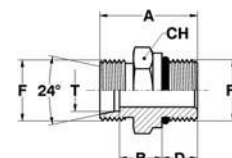
T	RIFERIMENTO REFERENCE	F	F ₁	A	B	D	CH
MM.		METRICO METRIC	METRICO METRIC				
6	A702544/0612	14x1,5	12x1,5	31	13	11	17
8	A702544/0814	16x1,5	14x1,5	33	15	11	19
10	A702544/1016	18x1,5	16x1,5	35	15	12,5	22
12	A702544/1218	20x1,5	18x1,5	38,5	17	14	24
14	A702544/1420	22x1,5	20x1,5	39,5	18	14	27
16	A702544/1622	24x1,5	22x1,5	42	18,5	15	27
20	A702544/2027	30x2	27x2	49,5	20,5	18,5	32
25	A702544/2533	36x2	33x2	53,5	23	18,5	41
30	A702544/3042	42x2	42x2	56	24	19	50
38	A702544/3848	52x2	48x2	63,5	25,5	22	55
6	SA702544/0610	14x1,5	10x1	30	13,5	9,5	17
6	SA702544/0614	14x1,5	14x1,5	33	15	11	19
8	SA702544/0810	16x1,5	10x1	31,5	15	9,5	19
8	SA702544/0816	16x1,5	16x1,5	35	15,5	12,5	22
8	SA702544/0818	16x1,5	18x1,5	36,5	15,5	14	24
10	SA702544/1022	18x1,5	22x1,5	38	15,5	15	27
10	SA702544/1027	18x1,5	27x2	46	20	18,5	32
12	SA702544/1214	20x1,5	14x1,5	34	15,5	11	22
12	SA702544/1216	20x1,5	16x1,5	35	15	12,5	22
12	SA702544/1222	20x1,5	22x1,5	40,5	18	15	27
16	SA702544/1614	24x1,5	14x1,5	38	18,5	11	27
16	SA702544/1627	24x1,5	27x2	46	19	18,5	32
20	SA702544/2022	30x2	22x1,5	46,5	21	15	32
25	SA702544/2518	36x2	18x1,5	47	21	14	38
25	SA702544/2527	36x2	27x2	53	22,5	18,5	38
30	SA702544/3027	42x2	27x2	55	23	18,5	46
30	SA702544/3033	42x2	33x2	55,5	23,5	18,5	46

702544

SERIE PESANTE (S) / HEAVY SERIES

Terminale dritto
DIN serie S - Metrico cil.
con O.R. per sedi ISO 6149
Connector male
DIN S series - male Metric
with O.R. ISO 6149 ports

SEDI PAG.30 / PORTS PAG.30



RACCORDI A 24° DIN 3861

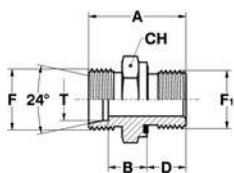
24° CONNECTORS DIN 3861

702148

SERIE LEGGERA (L) / LIGHT SERIES

Terminale diritto
DIN serie L - Metrico cil.
con tenuta ad elastomero
per sedi ISO 9974
Connector male
DIN L series - male Metric
with elastomer seal
ISO 9974 ports

SEDI PAG.34 / PORTS PAG.34

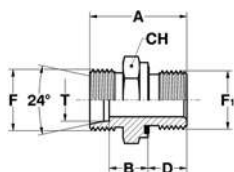


702643

SERIE PESANTE (S) / HEAVY SERIES

Terminale diritto
DIN serie S - Metrico cil.
con tenuta ad elastomero
per sedi ISO 9974
Connector male
DIN S series - male Metric
with elastomer seal
ISO 9974 ports

SEDI PAG.34 / PORTS PAG.34



T	RIFERIMENTO REFERENCE	F	F ₁	A	B	D	CH
MM.		METRICO METRIC	METRICO METRIC				
6	A702148/0610	12x1,5	10x1	23,5	8,5	8	14
8	A702148/0812	14x1,5	12x1,5	29	10	12	17
10	A702148/1014	16x1,5	14x1,5	30	11	12	19
12	A702148/1216	18x1,5	16x1,5	31,5	12,5	12	22
15	A702148/1518	22x1,5	18x1,5	32,5	13,5	12	24
18	A702148/1822	26x1,5	22x1,5	36	14,5	14	27
22	A702148/2226	30x2	26x1,5	40	16,5	16	32
28	A702148/2833	36x2	33x2	43	17,5	18	41
35	A702148/3542	45x2	42x2	48	17,5	20	50
42	A702148/4248	52x2	48x2	52	19	22	55
6	SA702148/0612	12x1,5	12x1,5	29	10	12	17
8	SA702148/0810	14x1,5	10x1	24,5	9,5	8	17
8	SA702148/0814	14x1,5	14x1,5	29	10	12	19
8	SA702148/0818	14x1,5	18x1,5	31	12	12	24
10	SA702148/1012	16x1,5	12x1,5	30	11	12	17
10	SA702148/1016	16x1,5	16x1,5	31,5	12,5	12	22
10	SA702148/1018	16x1,5	18x1,5	32	13	12	24
10	SA702148/1022	16x1,5	22x1,5	34	13	14	27
12	SA702148/1214	18x1,5	14x1,5	31,5	12,5	12	19
12	SA702148/1218	18x1,5	18x1,5	32	13	12	24
15	SA702148/1516	22x1,5	16x1,5	33	14	12	24
15	SA702148/1522	22x1,5	22x1,5	35	14	14	27
15	SA702148/1526	22x1,5	26x1,5	38	15	16	32
22	SA702148/2222	30x2	22x1,5	38	16,5	14	32
22	SA702148/2242	30x2	42x2	46	18,5	20	50
28	SA702148/2826	36x2	26x1,5	42	18,5	16	38

T	RIFERIMENTO REFERENCE	F	F ₁	A	B	D	CH
MM.		METRICO METRIC	METRICO METRIC				
6	A702643/0612	14x1,5	12x1,5	32	13	12	17
8	A702643/0814	16x1,5	14x1,5	34	15	12	19
10	A702643/1016	18x1,5	16x1,5	34,5	15	12	22
12	A702643/1218	20x1,5	18x1,5	36,5	17	12	24
14	A702643/1420	22x1,5	20x1,5	41	19	14	27
16	A702643/1622	24x1,5	22x1,5	41	18,5	14	27
20	A702643/2027	30x2	27x2	47	20,5	16	32
25	A702643/2533	36x2	33x2	53	23	18	41
30	A702643/3042	42x2	42x2	57	23,5	20	50
38	A702643/3848	52x2	48x2	64	26	22	55
10	SA702643/1027	18x1,5	27x2	43	19,5	16	32
12	SA702643/1222	20x1,5	22x1,5	37,5	16	14	27
20	SA702643/2022	30x2	22x1,5	45	20,5	14	32
25	SA702643/2526	36x2	26x1,5	50,5	22,5	16	41
30	SA702643/3033	42x2	33x2	55	23,5	18	46



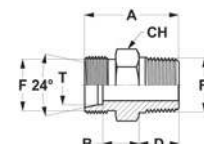
T	RIFERIMENTO REFERENCE	F	F ₁	A	B	D	CH
MM.		METRICO METRIC	GAS CON.BSPT				
6	A702258/0610	12x1,5	1/8	23	7	9	12
6	A702258/0613	12x1,5	1/4	28	8	13	17
8	A702258/0810	14x1,5	1/8	24	8	9	17
8	A702258/0813	14x1,5	1/4	28	8	13	17
10	A702258/1013	16x1,5	1/4	29	9	13	17
12	A702258/1213	18x1,5	1/4	30	10	13	19
12	A702258/1217	18x1,5	3/8	31	10,5	13,5	19
12	A702258/1221	18x1,5	1/2	33	10,5	15,5	24
15	A702258/1517	22x1,5	3/8	32	11,5	13,5	24
15	A702258/1521	22x1,5	1/2	33,5	11	15,5	24
18	A702258/1821	26x1,5	1/2	34,5	11,5	15,5	27
22	A702258/2226	30x2	3/4	38	13,5	17	32
28	A702258/2833	36x2	1"	41,5	14,5	19,5	41
35	A702258/3542	45x2	1"1/4	46,5	14,5	21,5	46
42	A702258/4248	52x2	1"1/2	48,5	16	21,5	55

702258

SERIE LEGGERA (L) / LIGHT SERIES

Terminale dritto
DIN serie L - GAS conico (BSPT)
per sedi ISO 7
Connector male
DIN L series - BSPT
taper ISO 7 ports

SEDI PAG.35 / PORTS PAG.35



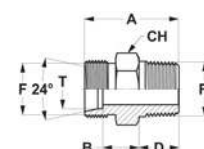
T	RIFERIMENTO REFERENCE	F	F ₁	A	B	D	CH
MM.		METRICO METRIC	GAS CON.BSPT				
6	A702753/0610	14x1,5	1/8	27	11	9	14
6	A702753/0613	14x1,5	1/4	32	12	13	17
8	A702753/0810	16x1,5	1/8	28	12	9	17
8	A702753/0813	16x1,5	1/4	32	12	13	17
10	A702753/1013	18x1,5	1/4	33	12,5	13	19
12	A702753/1213	20x1,5	1/4	33	12,5	13	19
12	A702753/1217	20x1,5	3/8	33,5	12,5	13,5	19
12	A702753/1221	20x1,5	1/2	37,5	14,5	15,5	24
14	A702753/1417	22x1,5	3/8	37,5	16	13,5	24
14	A702753/1421	22x1,5	1/2	39,5	16	15,5	24
16	A702753/1621	24x1,5	1/2	39,5	15,5	15,5	27
20	A702753/2026	30x2	3/4	45	17,5	17	32
25	A702753/2533	36x2	1"	51,5	20	19,5	41
30	A702753/3042	42x2	1"1/4	55,5	20,5	21,5	46
38	A702753/3848	52x2	1"1/2	60,5	23	21,5	55

702753

SERIE PESANTE (S) / HEAVY SERIES

Terminale dritto
DIN serie S - GAS conico (BSPT)
per sedi ISO 7
Connector male
DIN S series - BSPT
taper ISO 7 ports

SEDI PAG.35 / PORTS PAG.35



RACCORDI A 24° DIN 3861

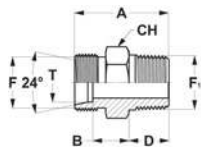
24° CONNECTORS DIN 3861

702269

SERIE LEGGERA (L) / LIGHT SERIES

Terminale diritto
DIN serie L - NPTF
per sedi SAE 476
Connector male
DIN L series - NPTF
taper SAE 476 ports

SEDI PAG.35 / PORTS PAG.35



T	RIFERIMENTO REFERENCE	F	F ₁	A	B	D	CH
MM.		METRICO METRIC	NPTF				
6	A702269/0610	12x1,5	1/8	25	8	10	12
6	A702269/0613	12x1,5	1/4	30	8,5	14,5	17
6	A702269/0617	12x1,5	3/8	30	8,5	14,5	19
6	A702269/0621	12x1,5	1/2	36	10	19	22
8	A702269/0810	14x1,5	1/8	25	8	10	17
8	A702269/0813	14x1,5	1/4	30	8,5	14,5	17
8	A702269/0817	14x1,5	3/8	30	8,5	14,5	19
8	A702269/0821	14x1,5	1/2	36	10	19	22
10	A702269/1010	16x1,5	1/8	26,5	9,5	10	17
10	A702269/1013	16x1,5	1/4	31	9,5	14,5	17
10	A702269/1017	16x1,5	3/8	32	10,5	14,5	19
10	A702269/1021	16x1,5	1/2	37	11	19	22
10	A702269/1026	16x1,5	3/4	38	12	19	30
12	A702269/1210	18x1,5	1/8	27,5	10,5	10	19
12	A702269/1213	18x1,5	1/4	32	10,5	14,5	19
12	A702269/1217	18x1,5	3/8	32	10,5	14,5	19
12	A702269/1221	18x1,5	1/2	37	11	19	22
15	A702269/1517	22x1,5	3/8	33	11,5	14,5	24
15	A702269/1521	22x1,5	1/2	38	12	19	24
15	A702269/1526	22x1,5	3/4	39	13	19	30
15	A702269/1533	22x1,5	1"	45	14	24	36
18	A702269/1817	26x1,5	3/8	34	12	14,5	27
18	A702269/1821	26x1,5	1/2	39	12,5	19	27
18	A702269/1826	26x1,5	3/4	39	12,5	19	30
18	A702269/1833	26x1,5	1"	45	13,5	24	36
22	A702269/2217	30x2	3/8	36,5	14,5	14,5	32
22	A702269/2221	30x2	1/2	41	14,5	19	32
22	A702269/2226	30x2	3/4	41	14,5	19	32
22	A702269/2233	30x2	1"	47	15,5	24	36
28	A702269/2826	36x2	3/4	42	15,5	19	41
28	A702269/2833	36x2	1"	47	15,5	24	41
28	A702269/2842	36x2	1" 1/4	49	17	24,5	46
35	A702269/3533	45x2	1"	50	15,5	24	46
35	A702269/3542	45x2	1" 1/4	51	16	24,5	46
42	A702269/4242	52x2	1" 1/4	53	17,5	24,5	55
42	A702269/4248	52x2	1" 1/2	53	16,5	25,5	55



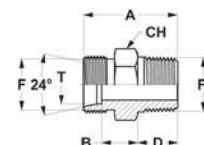
T	RIFERIMENTO REFERENCE	F	F ₁	A	B	D	CH
MM.		METRICO METRIC	NPTF				
6	A702764/0610	14x1,5	1/8	28	11	10	14
6	A702764/0613	14x1,5	1/4	35	13,5	14,5	17
6	A702764/0617	14x1,5	3/8	33	11,5	14,5	19
6	A702764/0621	14x1,5	1/2	42	16	19	22
8	A702764/0813	16x1,5	1/4	35	13,5	14,5	17
8	A702764/0817	16x1,5	3/8	35	13,5	14,5	19
8	A702764/0821	16x1,5	1/2	42	16	19	22
10	A702764/1013	18x1,5	1/4	35	13	14,5	19
10	A702764/1017	18x1,5	3/8	35	13	14,5	19
10	A702764/1021	18x1,5	1/2	42	15,5	19	22
10	A702764/1026	18x1,5	3/4	44	17,5	19	30
12	A702764/1213	20x1,5	1/4	37	15	14,5	22
12	A702764/1217	20x1,5	3/8	37	15	14,5	22
12	A702764/1221	20x1,5	1/2	42	15,5	19	22
12	A702764/1226	20x1,5	3/4	44	17,5	19	30
14	A702764/1417	22x1,5	3/8	39	16,5	14,5	24
14	A702764/1421	22x1,5	1/2	44	17	19	24
14	A702764/1426	22x1,5	3/4	46	19	19	30
14	A702764/1433	22x1,5	1"	51	19	24	36
16	A702764/1617	24x1,5	3/8	39	16	14,5	27
16	A702764/1621	24x1,5	1/2	46	18,5	19	27
16	A702764/1626	24x1,5	3/4	48	20,5	19	32
16	A702764/1633	24x1,5	1"	51	18,5	24	36
20	A702764/2021	30x2	1/2	48	18,5	19	32
20	A702764/2026	30x2	3/4	48	18,5	19	32
20	A702764/2033	30x2	1"	55	20,5	24	36
25	A702764/2526	36x2	3/4	52	21	19	41
25	A702764/2533	36x2	1"	57	21	24	41
25	A702764/2542	36x2	1" 1/4	58	21,5	24,5	46
25	A702764/2548	36x2	1" 1/2	61	23,5	25,5	50
30	A702764/3026	42x2	3/4	54	21,5	19	46
30	A702764/3033	42x2	1"	59	21,5	24	46
30	A702764/3042	42x2	1" 1/4	60	22	24,5	46
30	A702764/3048	42x2	1" 1/2	60	21	25,5	50
38	A702764/3833	52x2	1"	64	24	24	55
38	A702764/3842	52x2	1" 1/4	65	24,5	24,5	55
38	A702764/3848	52x2	1" 1/2	65	23,5	25,5	55

702764

SERIE PESANTE (S) / HEAVY SERIES

Terminale dritto
DIN serie S - NPTF
per sedi SAE 476
Connector male
DIN S series - NPTF
taper SAE 476 ports

SEDI PAG.35 / PORTS PAG.35



RACCORDI A 24° DIN 3861

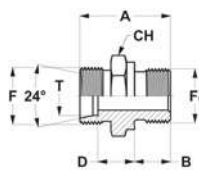
24° CONNECTORS DIN 3861

702346

SERIE LEGGERA (L) / LIGHT SERIES

Terminale dritto
DIN serie L - GAS cil. (BSPP)
con bordo di tenuta metallico
per sedi ISO 1179
*Straight end stud
DIN L series - BSPP
end with metallic seal
for ISO 1179 port*

SEDI PAG.36 / PORTS PAG.36



T	RIFERIMENTO REFERENCE	F	F ₁	A	B	D	CH
MM.		METRICO METRIC	GAS CIL.BSPP				
6	A702346/0610	12x1,5	1/8	23,5	8	8,5	14
6	A702346/0613	12x1,5	1/4	29	12	10	19
6	A702346/0617	12x1,5	3/8	30,5	12	11,5	22
6	A702346/0621	12x1,5	1/2	33	14	12	27
8	A702346/0810	14x1,5	1/8	24,5	8	8,5	17
8	A702346/0813	14x1,5	1/4	29	12	10	19
8	A702346/0817	14x1,5	3/8	30,5	12	11,5	22
8	A702346/0821	14x1,5	1/2	33	14	12	27
10	A702346/1010	16x1,5	1/8	25,5	8	10,5	17
10	A702346/1013	16x1,5	1/4	30	12	11	19
10	A702346/1017	16x1,5	3/8	31,5	12	12,5	22
10	A702346/1021	16x1,5	1/2	34	14	13	27
12	A702346/1210	18x1,5	1/8	26,5	8	11,5	19
12	A702346/1213	18x1,5	1/4	31	12	12	19
12	A702346/1217	18x1,5	3/8	31,5	12	12,5	22
12	A702346/1221	18x1,5	1/2	34	14	13	27
12	A702346/1226	18x1,5	3/4	37	16	14	32
15	A702346/1517	22x1,5	3/8	32,5	12	13,5	24
15	A702346/1521	22x1,5	1/2	35	14	14	27
15	A702346/1526	22x1,5	3/4	38	16	15	32
18	A702346/1817	26x1,5	3/8	33,5	12	14	27
18	A702346/1821	26x1,5	1/2	36	14	14,5	27
18	A702346/1826	26x1,5	3/4	38	16	14,5	32
22	A702346/2221	30x2	1/2	38	14	16,5	32
22	A702346/2226	30x2	3/4	40	16	16,5	32
22	A702346/2233	30x2	1"	43	18	17,5	41
28	A702346/2821	36x2	1/2	39	14	17,5	41
28	A702346/2826	36x2	3/4	41	16	17,5	38
28	A702346/2833	36x2	1"	43	18	17,5	41
28	A702346/2842	36x2	1" 1/4	46	20	18,5	50
35	A702346/3521	45x2	1/2	42	14	17,5	46
35	A702346/3526	45x2	3/4	44	16	17,5	46
35	A702346/3533	45x2	1"	46	18	17,5	46
35	A702346/3542	45x2	1" 1/4	48	20	17,5	50
35	A702346/3548	45x2	1" 1/2	52	22	19,5	55
42	A702346/4233	52x2	1"	48	18	19	55
42	A702346/4242	52x2	1" 1/4	50	20	19	55
42	A702346/4248	52x2	1" 1/2	52	22	19	55



T	RIFERIMENTO REFERENCE	F	F ₁	A	B	D	CH
MM.		METRICO METRIC	GAS CIL.BSPP				
6	A702841/0610	14x1,5	1/8	27,5	8	12,5	14
6	A702841/0613	14x1,5	1/4	32	12	13	19
6	A702841/0617	14x1,5	3/8	34,5	12	15,5	22
6	A702841/0621	14x1,5	1/2	39	14	18	27
8	A702841/0813	16x1,5	1/4	34	12	15	19
8	A702841/0817	16x1,5	3/8	34,5	12	15,5	22
8	A702841/0821	16x1,5	1/2	39	14	18	27
10	A702841/1013	18x1,5	1/4	34	12	14,5	19
10	A702841/1017	18x1,5	3/8	34,5	12	15	22
10	A702841/1021	18x1,5	1/2	39	14	17,5	27
12	A702841/1213	20x1,5	1/4	36	12	16,5	22
12	A702841/1217	20x1,5	3/8	36,5	12	17	22
12	A702841/1221	20x1,5	1/2	39	14	17,5	27
14	A702841/1417	22x1,5	3/8	38,5	12	18,5	24
14	A702841/1421	22x1,5	1/2	41	14	19	27
16	A702841/1617	24x1,5	3/8	38,5	12	18	27
16	A702841/1621	24x1,5	1/2	41	14	18,5	27
16	A702841/1626	24x1,5	3/4	45	16	20,5	32
20	A702841/2021	30x2	1/2	45	14	20,5	32
20	A702841/2026	30x2	3/4	47	16	20,5	32
20	A702841/2033	30x2	1"	51	18	22,5	41
20	A702841/2042	30x2	1" 1/4	53	20	22,5	50
25	A702841/2526	36x2	3/4	51	16	23	41
25	A702841/2533	36x2	1"	53	18	23	41
25	A702841/2542	36x2	1" 1/4	55	20	23	50
30	A702841/3033	42x2	1"	55	18	23,5	46
30	A702841/3042	42x2	1" 1/4	57	20	23,5	50
38	A702841/3842	52x2	1" 1/4	62	20	26	55
38	A702841/3848	52x2	1" 1/2	64	22	26	55

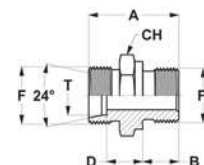
702841

SERIE PESANTE (S) / HEAVY SERIES

Terminale dritto
DIN serie S - GAS cil. (BSPP)
con bordo di tenuta metallico
per sedi ISO 1179

*Straight end stud male
DIN S series - BSPP end with
metallic seal for ISO 1179 port*

SEDI PAG.36 / PORTS PAG.36



RACCORDI A 24° DIN 3861

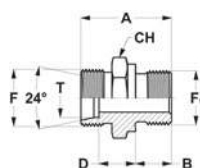
24° CONNECTORS DIN 3861

702357

SERIE LEGGERA (L) / LIGHT SERIES

Terminale diritto
DIN serie L - Metrico cil.
con bordo di tenuta metallico
per sedi ISO 9974
*Straight end stud
DIN L series - Metric
end with metallic seal
for ISO 9974 port*

SEDI PAG.37 / PORTS PAG.37



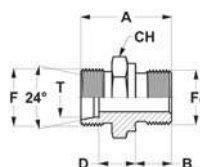
T	RIFERIMENTO REFERENCE	F	F ₁	A	B	D	CH
MM.		METRICO METRIC	METRICO METRIC				
6	A702357/0610	12x1,5	10x1	23,5	8	8,5	14
8	A702357/0812	14x1,5	12x1,5	29	12	10	17
10	A702357/1010	16x1,5	10x1	25,5	8	10,5	17
10	A702357/1012	16x1,5	12x1,5	30	12	11	17
10	A702357/1014	16x1,5	14x1,5	30	12	11	19
10	A702357/1016	16x1,5	16x1,5	31,5	12	12	22
10	A702357/1018	16x1,5	18x1,5	31,5	12	12,5	24
10	A702357/1022	16x1,5	22x1,5	35	14	14	27
12	A702357/1214	18x1,5	14x1,5	30	12	11	19
12	A702357/1216	18x1,5	16x1,5	31,5	12	12,5	22
12	A702357/1218	18x1,5	18x1,5	31,5	12	12,5	24
12	A702357/1222	18x1,5	22x1,5	31,5	14	14	27
15	A702357/1516	22x1,5	16x1,5	32	12	13	24
15	A702357/1518	22x1,5	18x1,5	32,5	12	13,5	24
15	A702357/1522	22x1,5	22x1,5	36	14	15	27
18	A702357/1818	26x1,5	18x1,5	33,5	12	14	27
18	A702357/1822	26x1,5	22x1,5	36	14	14,5	27
22	A702357/2222	30x2	22x1,5	38	14	16,5	32
22	A702357/2226	30x2	26x1,5	40	16	16,5	32
28	A702357/2833	36x2	33x2	43	18	17,5	41
35	A702357/3542	45x2	42x2	48	20	17,5	50
42	A702357/4248	52x2	48x2	52	22	19	55

702852

SERIE PESANTE (S) / HEAVY SERIES

Terminale diritto
DIN serie S - Metrico cil.
con bordo di tenuta metallico
per sedi ISO 9974
*Straight end stud male
DIN S - Metric end with
metallic seal for ISO 9974 port*

SEDI PAG.37 / PORTS PAG.37



T	RIFERIMENTO REFERENCE	F	F ₁	A	B	D	CH
MM.		METRICO METRIC	METRICO METRIC				
6	A702852/0612	14x1,5	12x1,5	32	12	13	17
6	A702852/0614	14x1,5	14x1,5	34	12	15	19
8	A702852/0814	16x1,5	14x1,5	34	12	15	19
10	A702852/1016	18x1,5	16x1,5	34,5	12	15	22
12	A702852/1214	20x1,5	14x1,5	36	12	16,5	22
12	A702852/1218	20x1,5	18x1,5	36,5	12	17	24
12	A702852/1222	20x1,5	22x1,5	39	14	17,5	27
14	A702852/1420	22x1,5	20x1,5	41	14	19	27
16	A702852/1618	24x1,5	18x1,5	38,5	12	18	27
16	A702852/1622	24x1,5	22x1,5	41	14	18,5	27
20	A702852/2027	30x2	27x2	47	16	20,5	32
25	A702852/2533	36x2	33x2	53	18	23	41
30	A702852/3042	42x2	42x2	57	20	23,5	50
38	A702852/3848	52x2	48x2	64	22	26	55



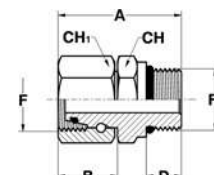
T	RIFERIMENTO REFERENCE	F	F ₁	A	B	D	CH	CH ₁
MM.		METRICO METRIC	UNF-UN					
6	A702083/0611	12x1,5	7/16-20	33	18	9	14	14
8	A702083/0812	14x1,5	1/2-20	32,5	17,5	9	17	17
10	A702083/1014	16x1,5	9/16-18	37	17	10	19	19
12	A702083/1219	18x1,5	3/4-16	39,5	18,5	11	22	22
15	A702083/1522	22x1,5	7/8-14	44,5	21,5	13	27	27
18	A702083/1827	26x1,5	1" 1/16-12	48	21,5	15	32	32
22	A702083/2227	30x2	1" 1/16-12	50,5	23,5	15	32	36
28	A702083/2833	36x2	1" 5/16-12	52	22	15	41	41
35	A702083/3541	45x2	1" 5/8-12	57	31	15	48	50
42	A702083/4248	52x2	1" 7/8-12	60	31	15	55	60

702083

SERIE LEGGERA (L) / LIGHT SERIES

Terminale diritto femmina
DIN serie L - SAE UNF-UN
per sedi ISO 11926
Connector swivel female
DIN L series - male SAE UNF-UN
with O.R. ISO 11926 ports

SEDI PAG.30 / PORTS PAG.30



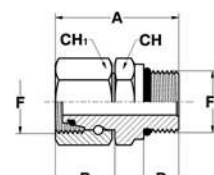
T	RIFERIMENTO REFERENCE	F	F ₁	A	B	D	CH	CH ₁
MM.		METRICO METRIC	UNF-UN					
6	A702588/0611	14x1,5	7/16-20	38	17	11	16	17
8	A702588/0814	16x1,5	9/16-18	39	17	12	19	19
10	A702588/1014	18x1,5	9/16-18	42	18,5	12	19	22
12	A702588/1219	20x1,5	3/4-16	45	25	14	24	24
14	A702588/1422	22x1,5	7/8-14	50	21,5	16	27	27
16	A702588/1622	24x1,5	7/8-14	51	21	16	27	30
20	A702588/2027	30x2	1" 1/16-12	58	29,5	18,5	32	36
25	A702588/2533	36x2	1" 5/16-12	62	28,5	18,5	38	46
30	A702588/3041	42x2	1" 5/8-12	66	30,5	18,5	48	50
38	A702588/3848	52x2	1" 7/8-12	72	37,5	18,5	55	60

702588

SERIE PESANTE (S) / HEAVY SERIES

Terminale diritto femmina
DIN serie S - SAE UNF-UN
per sedi ISO 11926
Connector swivel female
DIN S series - male SAE UNF-UN
with O.R. ISO 11926 ports

SEDI PAG.30 / PORTS PAG.30



RACCORDI A 24° DIN 3861

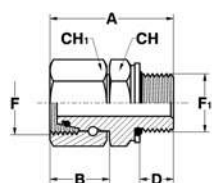
24° CONNECTORS DIN 3861

702104

SERIE LEGGERA (L) / LIGHT SERIES

Terminale diritto femmina
DIN serie L - GAS cil. (BSPP)
con O.R. e rondella
per sedi ISO 1179
Connector swivel female
DIN L series - male BSPP
with O.R. and retaining ring
ISO 1179 ports

SEDI PAG.32 / PORTS PAG.32



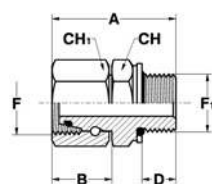
T	RIFERIMENTO REFERENCE	F	F ₁	A	B	D	CH	CH ₁
MM.		METRICO METRIC	GAS CIL.BSPP					
6	A702104/0610	12x1,5	1/8	32	18	7	14	14
8	A702104/0813	14x1,5	1/4	36,5	17,5	10	19	17
10	A702104/1013	16x1,5	1/4	37	17	10	19	19
12	A702104/1217	18x1,5	3/8	39	18,5	10	24	22
15	A702104/1521	22x1,5	1/2	44,5	21,5	12	27	27
18	A702104/1821	26x1,5	1/2	44,5	21,5	12	27	32
22	A702104/2226	30x2	3/4	51,5	23,5	14	36	36
28	A702104/2833	36x2	1"	52,5	22	15,5	41	41
35	A702104/3542	45x2	1" 1/4	59	31	17,5	50	50
42	A702104/4248	52x2	1" 1/2	62	31	19,5	60	60
15	SA702104/1526	22x1,5	3/4	48	21,5	14	36	27

702609

SERIE PESANTE (S) / HEAVY SERIES

Terminale diritto femmina
DIN serie S - GAS cil. (BSPP)
con O.R. e rondella
per sedi ISO 1179
Connector swivel female
DIN S series - male BSPP
with O.R. and retaining ring
ISO 1179 ports

SEDI PAG.32 / PORTS PAG.32



T	RIFERIMENTO REFERENCE	F	F ₁	A	B	D	CH	CH ₁
MM.		METRICO METRIC	GAS CIL.BSPP					
6	A702609/0613	14x1,5	1/4	38	17	10	19	17
8	A702609/0813	16x1,5	1/4	39,5	17	10	19	19
10	A702609/1017	18x1,5	3/8	42,5	18,5	10	24	22
12	A702609/1217	20x1,5	3/8	45,5	25	10	24	24
14	A702609/1421	22x1,5	1/2	50	21,5	12	27	27
16	A702609/1621	24x1,5	1/2	49	21	12	27	30
20	A702609/2026	30x2	3/4	57,5	29,5	14	36	36
25	A702609/2533	36x2	1"	61,5	28,5	15,5	41	46
30	A702609/3042	42x2	1" 1/4	68	30,5	17,5	50	50
38	A702609/3848	52x2	1" 1/2	77,5	37,5	19,5	60	60
8	SA702609/0817	16x1,5	3/8	40	17	10	24	19
12	SA702609/1221	20x1,5	1/2	45	25	12	27	24
16	SA702609/1617	24x1,5	3/8	45	21	10	24	30
20	SA702609/2021	30x2	1/2	55,5	29,5	12	27	36
25	SA702609/2526	36x2	3/4	59	28,5	14	36	46
30	SA702609/3033	42x2	1"	63,5	30,5	15,5	41	50



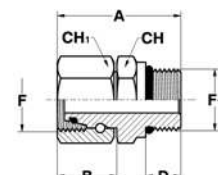
T	RIFERIMENTO REFERENCE	F	F ₁	A	B	D	CH	CH ₁
MM.		METRICO METRIC	GAS CIL.JIS					
6	A702247/0610	12x1,5	1/8	33	18	9	14	14
8	A702247/0813	14x1,5	1/4	36,5	17,5	12	19	17
10	A702247/1013	16x1,5	1/4	37	17	12	19	19
12	A702247/1217	18x1,5	3/8	39,5	18,5	12	22	22
15	A702247/1521	22x1,5	1/2	46,5	21,5	16	27	27
18	A702247/1821	26x1,5	1/2	46	21	16	27	32
22	A702247/2226	30x2	3/4	52,5	23,5	17	36	36
28	A702247/2833	36x2	1"	54,5	22	20	41	41
35	A702247/3542	45x2	1" 1/4	63,5	31	20	50	50
42	A702247/4248	52x2	1" 1/2	65	31	20	55	60

702247

SERIE LEGGERA (L) / LIGHT SERIES

Terminale diritto femmina
DIN serie L - GAS cil. (JIS)
con O.R. per sedi JIS 2351
Connector swivel female
DIN L series - male JIS
with O.R. JIS 2351 ports

SEDI PAG.31 / PORTS PAG.31



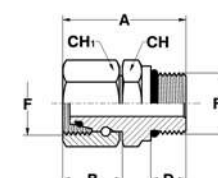
T	RIFERIMENTO REFERENCE	F	F ₁	A	B	D	CH	CH ₁
MM.		METRICO METRIC	GAS CIL.JIS					
6	A702742/0613	14x1,5	1/4	38	17	12	19	17
8	A702742/0813	16x1,5	1/4	39,5	17	12	19	19
8	A702742/0817	16x1,5	3/8	40	17	12	22	19
10	A702742/1017	18x1,5	3/8	42,5	18,5	12	22	22
12	A702742/1217	20x1,5	3/8	45,5	25	12	22	24
12	A702742/1221	20x1,5	1/2	52	25	16	27	24
14	A702742/1421	22x1,5	1/2	52	21,5	16	27	27
16	A702742/1617	24x1,5	3/8	45	21	12	24	30
16	A702742/1621	24x1,5	1/2	51	21	16	27	30
20	A702742/2021	30x2	1/2	57,5	29,5	16	27	36
20	A702742/2026	30x2	3/4	58,5	29,5	17	36	36
25	A702742/2526	36x2	3/4	60	28,5	17	36	46
25	A702742/2533	36x2	1"	63,5	28,5	20	41	46
30	A702742/3033	42x2	1"	65	30,5	20	41	50
30	A702742/3042	42x2	1" 1/4	68	30,5	20	50	50
38	A702742/3848	52x2	1" 1/2	75,5	37,5	20	55	60

702742

SERIE PESANTE (S) / HEAVY SERIES

Terminale diritto femmina
DIN serie S - GAS cil. (JIS)
con O.R. per sedi JIS 2351
Connector swivel female
DIN S series - male JIS
with O.R. JIS 2351 ports

SEDI PAG.31 / PORTS PAG.31



RACCORDI A 24° DIN 3861

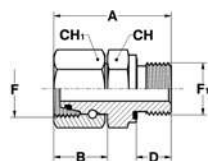
24° CONNECTORS DIN 3861

702159

SERIE LEGGERA (L) / LIGHT SERIES

Terminale diritto femmina
DIN serie L - GAS cil. (BSPP)
con tenuta ad elastomero
per sedi ISO 1179
*Connector swivel female
DIN L series - male BSPP
with elastomer seal
ISO 1179 ports*

SEDI PAG.34 / PORTS PAG.34

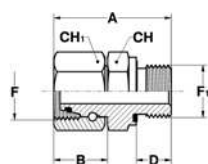


702654

SERIE PESANTE (S) / HEAVY SERIES

Terminale diritto femmina
DIN serie S - GAS cil. (BSPP)
con tenuta ad elastomero
per sedi ISO 1179
*Connector swivel female
DIN S series - male BSPP
with elastomer seal
ISO 1179 ports*

SEDI PAG.34 / PORTS PAG.34



T	RIFERIMENTO REFERENCE	F	F ₁	A	B	D	CH	CH ₁
MM.		METRICO METRIC	GAS CIL.BSPP					
6	A702159/0610	12x1,5	1/8	31,5	18	8	14	14
8	A702159/0813	14x1,5	1/4	38	17,5	12	19	17
10	A702159/1013	16x1,5	1/4	39,5	17	12	19	19
12	A702159/1217	18x1,5	3/8	40	18,5	12	22	22
15	A702159/1521	22x1,5	1/2	47	21,5	14	27	27
18	A702159/1821	26x1,5	1/2	47	21	14	27	32
22	A702159/2226	30x2	3/4	52	23,5	16	32	36
28	A702159/2833	36x2	1"	53	22	18	41	46
35	A702159/3542	45x2	1" 1/4	67,5	31	20	50	50
42	A702159/4248	52x2	1" 1/2	68,5	31	22	55	60
12	SA702159/1221	18x1,5	1/2	47	21,5	14	27	27
15	SA702159/1526	22x1,5	3/4	49,5	21,5	16	32	27

T	RIFERIMENTO REFERENCE	F	F ₁	A	B	D	CH	CH ₁
MM.		METRICO METRIC	GAS CIL.BSPP					
6	A702654/0613	14x1,5	1/4	40	17	12	19	17
8	A702654/0813	16x1,5	1/4	42	17	12	19	19
10	A702654/1017	18x1,5	3/8	45	18,5	12	22	22
12	A702654/1217	20x1,5	3/8	47,5	25	12	22	24
12	A702654/1221	20x1,5	1/2	50	25	14	27	24
14	A702654/1421	22x1,5	1/2	52,5	21,5	14	27	27
16	A702654/1621	24x1,5	1/2	52	21	14	27	30
16	A702654/1626	24x1,5	3/4	55	21	16	32	30
20	A702654/2026	30x2	3/4	59	29,5	16	32	36
25	A702654/2533	36x2	1"	66	28,5	18	41	46
30	A702654/3042	42x2	1" 1/4	71	30,5	20	50	50
38	A702654/3848	52x2	1" 1/2	82	37,5	22	55	60



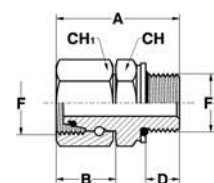
T	RIFERIMENTO REFERENCE	F	F ₁	A	B	D	CH	CH ₁
MM.		METRICO METRIC	METRICO METRIC					
6	A702126/0610	12x1,5	10x1	33,5	18	7,5	14	14
8	A702126/0812	14x1,5	12x1,5	37	17,5	9,5	17	17
10	A702126/1014	16x1,5	14x1,5	38,5	17,5	9,5	19	19
12	A702126/1216	18x1,5	16x1,5	42,5	18,5	10	22	22
15	A702126/1518	22x1,5	18x1,5	45	21,5	11	24	27
18	A702126/1822	26x1,5	22x1,5	45,5	21,5	11,5	27	32
22	A702126/2226	30x2	26x1,5	49,5	23,5	14	36	36
28	A702126/2833	36x2	33x2	52	22	14	41	41
35	A702126/3542	45x2	42x2	57,5	31	14	50	50
42	A702126/4248	52x2	48x2	62,5	31	15,5	55	60
10	SA702126/1012	16x1,5	12x1,5	38	17	9,5	17	19
15	SA702126/1522	22x1,5	22x1,5	45,5	21,5	11,5	27	27
15	SA702126/1526	22x1,5	26x1,5	49,5	21,5	14	36	27

702126

SERIE LEGGERA (L) / LIGHT SERIES

Terminale diritto femmina
DIN serie L - Metrico cil.
con O.R. e rondella
per sedi ISO 9974
Connector swivel female
DIN L series - male Metric
with O.R. and retaining ring
ISO 9974 ports

SEDI PAG.32 / PORTS PAG.32



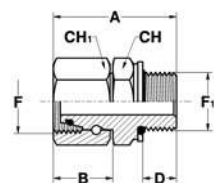
T	RIFERIMENTO REFERENCE	F	F ₁	A	B	D	CH	CH ₁
MM.		METRICO METRIC	METRICO METRIC					
6	A702621/0612	14x1,5	12x1,5	38,5	17	9,5	17	17
8	A702621/0814	16x1,5	14x1,5	40,5	17	9,5	19	19
10	A702621/1016	18x1,5	16x1,5	45	18,5	11	22	22
12	A702621/1218	20x1,5	18x1,5	50	25	12,5	24	24
14	A702621/1420	22x1,5	20x1,5	47,5	21,5	12,5	27	27
16	A702621/1622	24x1,5	22x1,5	51,5	21	13,5	27	30
20	A702621/2027	30x2	27x2	61,5	29,5	16,5	32	36
25	A702621/2533	36x2	33x2	66,5	28,5	16,5	41	46
30	A702621/3042	42x2	42x2	69	30,5	17	50	50
38	A702621/3848	52x2	48x2	82,5	37,5	20	55	60
12	SA702621/1222	20x1,5	22x1,5	52	25	13,5	27	24
20	SA702621/2016	30x2	16x1,5	54,5	29,5	11	27	36
20	SA702621/2022	30x2	22x1,5	57	29,5	13,5	27	36

702621

SERIE PESANTE (S) / HEAVY SERIES

Terminale diritto femmina
DIN serie S - Metrico cil.
con O.R. e rondella
per sedi ISO 9974
Connector swivel female
DIN S series - male Metric
with O.R. and retaining ring
ISO 9974 ports

SEDI PAG.32 / PORTS PAG.32



RACCORDI A 24° DIN 3861

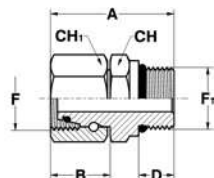
24° CONNECTORS DIN 3861

702115

SERIE LEGGERA (L) / LIGHT SERIES

Terminale diritto femmina
DIN serie L - Metrico cil.
con O.R. per sedi ISO 6149
*Connector swivel female
DIN L series - male Metric
with O.R. ISO 6149 ports*

SEDI PAG.30 / PORTS PAG.30



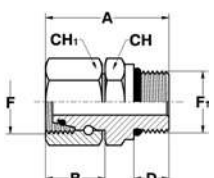
T	RIFERIMENTO REFERENCE	F	F ₁	A	B	D	CH	CH ₁
MM.		METRICO METRIC	METRICO METRIC					
6	A702115/0610	12x1,5	10x1	33,5	18	8,5	14	14
8	A702115/0812	14x1,5	12x1,5	37	17,5	11	17	17
10	A702115/1014	16x1,5	14x1,5	38,5	17,5	11	19	19
12	A702115/1216	18x1,5	16x1,5	42,5	18,5	11,5	22	22
15	A702115/1518	22x1,5	18x1,5	45	21,5	12,5	24	27
18	A702115/1822	26x1,5	22x1,5	45,5	21,5	13	27	32
22	A702115/2227	30x2	27x2	49,5	23,5	16	32	36
28	A702115/2833	36x2	33x2	52	22	16	41	41
35	A702115/3542	45x2	42x2	57,5	31	16	50	50
42	A702115/4248	52x2	48x2	62,5	31	17,5	55	60
10	SA702115/1012	16x1,5	12x1,5	38	17	11	17	19
10	SA702115/1018	16x1,5	18x1,5	40	17	12,5	24	19
15	SA702115/1522	22x1,5	22x1,5	45,5	21,5	13	27	27

702610

SERIE PESANTE (S) / HEAVY SERIES

Terminale diritto femmina
DIN serie S - Metrico cil.
con O.R. per sedi ISO 6149
*Connector swivel female
DIN S series - male Metric
with O.R. ISO 6149 ports*

SEDI PAG.30 / PORTS PAG.30



T	RIFERIMENTO REFERENCE	F	F ₁	A	B	D	CH	CH ₁
MM.		METRICO METRIC	METRICO METRIC					
6	A702610/0612	14x1,5	12x1,5	38,5	17	11	17	17
8	A702610/0814	16x1,5	14x1,5	40,5	17	11	19	19
10	A702610/1016	18x1,5	16x1,5	45	18,5	12,5	22	22
12	A702610/1218	20x1,5	18x1,5	50	25	14	24	24
14	A702610/1420	22x1,5	20x1,5	47,5	21,5	14	27	27
16	A702610/1622	24x1,5	22x1,5	51,5	21	15	27	30
20	A702610/2027	30x2	27x2	61,5	29,5	18,5	32	36
25	A702610/2533	36x2	33x2	66,5	28,5	18,5	41	46
30	A702610/3042	42x2	42x2	69	30,5	19	50	50
38	A702610/3848	52x2	48x2	82,5	37,5	22	55	60
12	SA702610/1222	20x1,5	22x1,5	52	25	15	27	24
20	SA702610/2016	30x2	16x1,5	54,5	29,5	12,5	27	36
20	SA702610/2022	30x2	22x1,5	57	29,5	15	27	36



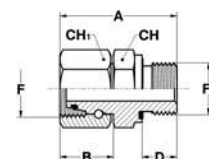
T	RIFERIMENTO REFERENCE	F	F ₁	A	B	D	CH	CH ₁
MM.		METRICO METRIC	METRICO METRIC					
6	A702160/0610	12x1,5	10x1	31,5	18	8	14	14
8	A702160/0812	14x1,5	12x1,5	38	17,5	12	17	17
10	A702160/1014	16x1,5	14x1,5	39,5	17	12	19	19
12	A702160/1216	18x1,5	16x1,5	42,5	18,5	12	22	22
15	A702160/1518	22x1,5	18x1,5	44,5	21,5	12	24	27
18	A702160/1822	26x1,5	22x1,5	47	21	14	27	32
22	A702160/2226	30x2	26x1,5	50	23,5	16	32	36
28	A702160/2833	36x2	33x2	54	22	18	41	41
35	A702160/3542	45x2	42x2	62	31	20	50	50
42	A702160/4248	52x2	48x2	68,5	31	22	55	60

702160

SERIE LEGGERA (L) / LIGHT SERIES

Terminale diritto femmina
DIN serie L - Metrico cil.
con tenuta ad elastomero
per sedi ISO 9974
Connector swivel female
DIN L series - male Metric
with elastomer seal
ISO 9974 ports

SEDI PAG.34 / PORTS PAG.34



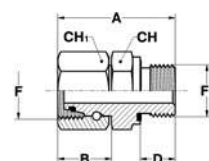
T	RIFERIMENTO REFERENCE	F	F ₁	A	B	D	CH	CH ₁
MM.		METRICO METRIC	METRICO METRIC					
6	A702665/0612	14x1,5	12x1,5	40	17	12	17	17
8	A702665/0814	16x1,5	14x1,5	42	17	12	19	19
10	A702665/1016	18x1,5	16x1,5	45	18,5	12	22	22
12	A702665/1218	20x1,5	18x1,5	47,5	25	12	24	24
14	A702665/1420	22x1,5	20x1,5	52,5	21,5	14	27	27
16	A702665/1622	24x1,5	22x1,5	51	21	14	27	30
20	A702665/2027	30x2	27x2	59	29,5	16	32	36
25	A702665/2533	36x2	33x2	66	28,5	18	41	46
30	A702665/3042	42x2	42x2	70	30,5	20	50	50
38	A702665/3848	52x2	48x2	83	37,5	22	55	60

702665

SERIE PESANTE (S) / HEAVY SERIES

Terminale diritto femmina
DIN serie S - Metrico cil.
con tenuta ad elastomero
per sedi ISO 9974
Connector swivel female
DIN S series - male Metric
with elastomer seal
ISO 9974 ports

SEDI PAG.34 / PORTS PAG.34



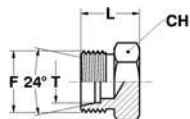
RACCORDI A 24° DIN 3861

24° CONNECTORS DIN 3861

701025

SERIE LEGGERA (L) / LIGHT SERIES

Tappo maschio
DIN serie L
Male plug
DIN L series

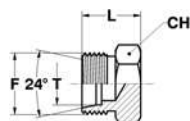


T	RIFERIMENTO REFERENCE	F	L	CH
MM.		METRICO METRIC		
6	A701025/06	12x1,5	16	12
8	A701025/08	14x1,5	17	14
10	A701025/10	16x1,5	18	17
12	A701025/12	18x1,5	19	19
15	A701025/15	22x1,5	21	24
18	A701025/18	26x1,5	23	27
22	A701025/22	30x2	25	32
28	A701025/28	36x2	26	41
35	A701025/35	45x2	29	46
42	A701025/42	52x2	30	55

701520

SERIE PESANTE (S) / HEAVY SERIES

Tappo maschio
DIN serie S
Male plug
DIN S series



T	RIFERIMENTO REFERENCE	F	L	CH
MM.		METRICO METRIC		
6	A701520/06	14x1,5	20	14
8	A701520/08	16x1,5	22	17
10	A701520/10	18x1,5	22,5	19
12	A701520/12	20x1,5	23,5	22
14	A701520/14	22x1,5	25	24
16	A701520/16	24x1,5	26	27
20	A701520/20	30x2	29	32
25	A701520/25	36x2	33	41
30	A701520/30	42x2	35	46
38	A701520/38	52x2	40	55

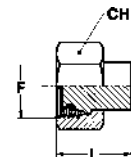


T	RIFERIMENTO REFERENCE	F	L	CH
MM.		METRICO METRIC		
6	A701036/06	12x1,5	24	14
8	A701036/08	14x1,5	24	17
10	A701036/10	16x1,5	25	19
12	A701036/12	18x1,5	25	22
15	A701036/15	22x1,5	27	27
18	A701036/18	26x1,5	28	32
22	A701036/22	30x2	30	36
28	A701036/28	36x2	31	41
35	A701036/35	45x2	36	50
42	A701036/42	52x2	37	60

701036

SERIE LEGGERA (L) / LIGHT SERIES

Tappo femmina
DIN serie L
Female plug
DIN L series

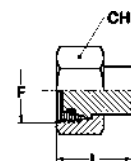


T	RIFERIMENTO REFERENCE	F	L	CH
MM.		METRICO METRIC		
6	A701531/06	14x1,5	26	17
8	A701531/08	16x1,5	27	19
10	A701531/10	18x1,5	26,5	22
12	A701531/12	20x1,5	26,5	24
14	A701531/14	22x1,5	27,5	27
16	A701531/16	24x1,5	28	30
20	A701531/20	30x2	32,5	36
25	A701531/25	36x2	35,5	46
30	A701531/30	42x2	38	50
38	A701531/38	52x2	42,5	60

701531

SERIE PESANTE (S) / HEAVY SERIES

Tappo femmina
DIN serie S
Female plug
DIN S series



RACCORDI A 24° DIN 3861

24° CONNECTORS DIN 3861

701113

SERIE LEGGERA (L) / LIGHT SERIES

Tappo protettivo
per conici DIN serie L
*Blanking plug
DIN L series*



T	RIFERIMENTO REFERENCE	L
MM.		
6	A701113/06	18,5
8	A701113/08	18,5
10	A701113/10	20
12	A701113/12	20,5
15	A701113/15	20,5
18	A701113/18	22,5
22	A701113/22	25
28	A701113/28	25,5
35	A701113/35	30
42	A701113/42	30

701618

SERIE PESANTE (S) / HEAVY SERIES

Tappo protettivo
per conici DIN serie S
*Blanking plug
DIN S series*



T	RIFERIMENTO REFERENCE	L
MM.		
6	A701618/06	18,5
8	A701618/08	18,5
10	A701618/10	20
12	A701618/12	20,5
14	A701618/14	22,5
16	A701618/16	23,5
20	A701618/20	28,5
25	A701618/25	29
30	A701618/30	30,5
38	A701618/38	33



RACCORDI A 24° DIN 3861

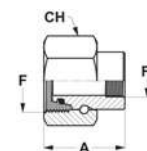
24° CONNECTORS DIN 3861

T	RIFERIMENTO REFERENCE	F	A	F ₁	CH
MM.		METRICO METRIC			
6	A702193/0610	12x1,5	24	1/8 GAS	17
8	A702193/0810	14x1,5	24	1/8 GAS	17
10	A702193/1010	16x1,5	24	1/8 GAS	19
12	A702193/1213	18x1,5	31	1/4 GAS	22
15	A702193/1513	22x1,5	32	1/4 GAS	27
18	A702193/1813	26x1,5	31	1/4 GAS	32
22	A702193/2213	30x2	33	1/4 GAS	36
28	A702193/2813	36x2	33	1/4 GAS	41
35	A702193/3513	45x2	37	1/4 GAS	50
42	A702193/4213	52x2	37	1/4 GAS	60

702193

SERIE LEGGERA (L) / LIGHT SERIES

Tappo femmina
DIN serie L con attacco
per presa di pressione
*Female plug
DIN L with
pressure test port*

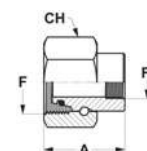


T	RIFERIMENTO REFERENCE	F	A	F ₁	CH
MM.		METRICO METRIC			
6	A702698/0610	14x1,5	24	1/8 GAS	17
8	A702698/0810	16x1,5	24	1/8 GAS	19
10	A702698/1013	18x1,5	30	1/4 GAS	22
12	A702698/1213	20x1,5	31	1/4 GAS	24
14	A702698/1413	22x1,5	31	1/4 GAS	27
16	A702698/1613	24x1,5	31	1/4 GAS	30
20	A702698/2013	30x2	34	1/4 GAS	36
25	A702698/2513	36x2	35,5	1/4 GAS	46
30	A702698/3013	42x2	37	1/4 GAS	50
38	A702698/3813	52x2	43,5	1/4 GAS	60

702698

SERIE PESANTE (S) / HEAVY SERIES

Tappo femmina
DIN serie S con attacco
per presa di pressione
*Blanking plug
DIN S with
pressure test port*



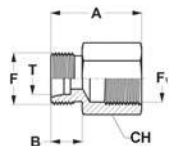
RACCORDI A 24° DIN 3861

24° CONNECTORS DIN 3861

702380

SERIE LEGGERA (L) / LIGHT SERIES

Riduzione femmina Metrica cil.
(ISO 9974-1) - maschio DIN serie L
*Straight connector Metric
parallel ISO 9974-1 port - male
DIN L*

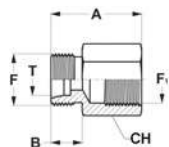


T	RIFERIMENTO REFERENCE	F	F ₁	A	B	CH
MM.		METRICO METRIC	METRICO METRIC			
6	A702380/0610	12x1,5	10x1	26,5	10	14
8	A702380/0812	14x1,5	12x1,5	31	10	17
10	A702380/1014	16x1,5	14x1,5	32	11	19
12	A702380/1216	18x1,5	16x1,5	33	11	22
15	A702380/1518	22x1,5	18x1,5	35	12	24
18	A702380/1822	26x1,5	22x1,5	37	12	30
22	A702380/2226	30x2	26x1,5	42	14	32
28	A702380/2833	36x2	33x2	45	14	41
35	A702380/3542	45x2	42x2	51	16	55
42	A702380/4248	52x2	48x2	53	16	60

702885

SERIE PESANTE (S) / HEAVY SERIES

Riduzione femmina
Metrica cil. (ISO 9974-1) - maschio
DIN serie S
*Straight connector
Metric parallel
ISO 9974-1 port - male DIN S*



T	RIFERIMENTO REFERENCE	F	F ₁	A	B	CH
MM.		METRICO METRIC	METRICO METRIC			
6	A702885/0612	14x1,5	12x1,5	33	12	17
8	A702885/0814	16x1,5	14x1,5	33	12	17
10	A702885/1016	18x1,5	16x1,5	34	12	22
12	A702885/1218	20x1,5	18x1,5	35	12	24
14	A702885/1420	22x1,5	20x1,5	39	14	27
16	A702885/1622	24x1,5	22x1,5	39	14	30
20	A702885/2027	30x2	27x2	45	16	36
25	A702885/2533	36x2	33x2	49	18	41
30	A702885/3042	42x2	42x2	55	20	55
38	A702885/3848	52x2	48x2	59	22	60

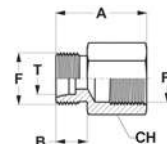


T	RIFERIMENTO REFERENCE	F	F ₁	A	B	CH
MM.		METRICO METRIC	GAS CIL.BSPP			
6	A702391/0610	12x1,5	1/8	26	10	14
6	A702391/0613	12x1,5	1/4	31	10	19
8	A702391/0813	14x1,5	1/4	31	10	19
8	A702391/0817	14x1,5	3/8	32	10	24
8	A702391/0821	14x1,5	1/2	36	10	27
10	A702391/1013	16x1,5	1/4	32	11	19
10	A702391/1017	16x1,5	3/8	33	11	24
10	A702391/1021	16x1,5	1/2	37	11	27
12	A702391/1217	18x1,5	3/8	33	11	24
12	A702391/1221	18x1,5	1/2	37	11	27
15	A702391/1521	22x1,5	1/2	38	12	27
18	A702391/1817	26x1,5	3/8	34	12	27
18	A702391/1821	26x1,5	1/2	38	12	27
22	A702391/2226	30x2	3/4	43	14	36
28	A702391/2833	36x2	1"	45,5	14	41
35	A702391/3542	45x2	1" 1/4	51,5	16	55
42	A702391/4248	52x2	1" 1/2	53,5	16	60

702391

SERIE LEGGERA (L) / LIGHT SERIES

Riduzione femmina
GAS cil. (BSPP) (ISO 1179-1)
- maschio DIN serie L
Straight connector
BSPP ISO 1179-1 port - male DIN L

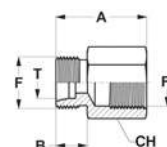


T	RIFERIMENTO REFERENCE	F	F ₁	A	B	CH
MM.		METRICO METRIC	GAS CIL.BSPP			
6	A702896/0613	14x1,5	1/4	33	12	19
8	A702896/0813	16x1,5	1/4	33	12	19
10	A702896/1017	18x1,5	3/8	34	12	24
12	A702896/1217	20x1,5	3/8	34	12	24
12	A702896/1221	20x1,5	1/2	38	12	30
14	A702896/1421	22x1,5	1/2	40	14	30
16	A702896/1621	24x1,5	1/2	40	14	30
20	A702896/2026	30x2	3/4	45	16	36
25	A702896/2533	36x2	1"	49,5	18	41
30	A702896/3042	42x2	1" 1/4	55,5	20	55
38	A702896/3848	52x2	1" 1/2	59,5	22	60

702896

SERIE PESANTE (S) / HEAVY SERIES

Riduzione femmina
GAS cil. (BSPP) (ISO 1179-1)
- maschio DIN serie S
Straight connector
BSPP ISO 1179-1 port
- male DIN S



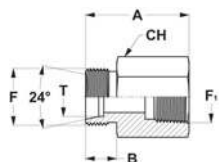
RACCORDI A 24° DIN 3861

24° CONNECTORS DIN 3861

702401

SERIE LEGGERA (L) / LIGHT SERIES

Riduzione femmina
NPTF - maschio DIN serie L
Straight connector
NPTF female - male DIN L

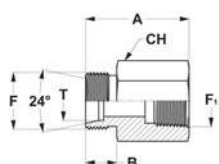


T	RIFERIMENTO REFERENCE	F	F ₁	A	B	CH
MM.		METRICO METRIC	NPTF			
6	A702401/0610	12x1,5	1/8	26	10	14
6	A702401/0613	12x1,5	1/4	30,5	10	19
8	A702401/0813	14x1,5	1/4	30,5	10	19
10	A702401/1013	16x1,5	1/4	31	11	19
12	A702401/1217	18x1,5	3/8	34	11	24
12	A702401/1221	18x1,5	1/2	39	11	27
15	A702401/1521	22x1,5	1/2	40	12	27
18	A702401/1821	26x1,5	1/2	40	12	27
22	A702401/2226	30x2	3/4	43	14	36
28	A702401/2833	36x2	1"	48	14	41
35	A702401/3542	45x2	1" 1/4	51	16	55
42	A702401/4248	52x2	1" 1/2	53	16	60

702906

SERIE PESANTE (S) / HEAVY SERIES

Riduzione femmina
NPTF - maschio DIN serie S
Straight connector
NPTF female - male DIN S



T	RIFERIMENTO REFERENCE	F	F ₁	A	B	CH
MM.		METRICO METRIC	NPTF			
6	A702906/0610	14x1,5	1/8	29	12	14
6	A702906/0613	14x1,5	1/4	33	12	19
8	A702906/0813	16x1,5	1/4	33	12	19
10	A702906/1017	18x1,5	3/8	35	12	24
12	A702906/1213	20x1,5	1/4	32,5	12	22
12	A702906/1217	20x1,5	3/8	35	12	24
12	A702906/1221	20x1,5	1/2	41	12	27
14	A702906/1421	22x1,5	1/2	43	14	27
16	A702906/1621	24x1,5	1/2	43	14	27
20	A702906/2021	30x2	1/2	44	16	32
20	A702906/2026	30x2	3/4	46	16	36
25	A702906/2533	36x2	1"	53	18	41
30	A702906/3042	42x2	1" 1/4	57	20	55
38	A702906/3848	52x2	1" 1/2	59	22	60



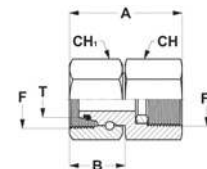
T	RIFERIMENTO REFERENCE	F	F ₁	A	B	CH	CH ₁
MM.		METRICO METRIC	GAS CIL.BSPP				
6	A702412/0613	12x1,5	1/4	35,5	18	19	14
8	A702412/0813	14x1,5	1/4	35,5	17,5	19	17
10	A702412/1013	16x1,5	1/4	36	17	19	19
12	A702412/1213	18x1,5	1/4	37	18,5	19	22

702412

SERIE LEGGERA (L) / LIGHT SERIES

Connettore per manometro
femmina BSPP - femmina DIN
serie L

Manometer connector
female BSPP - swivel nut DIN L



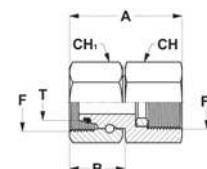
T	RIFERIMENTO REFERENCE	F	F ₁	A	B	CH	CH ₁
MM.		METRICO METRIC	GAS CIL.BSPP				
6	A702917/0613	14x1,5	1/4	35,5	17	19	17
6	A702917/0621	14x1,5	1/2	42,5	17	27	17
8	A702917/0813	16x1,5	1/4	35,5	17	19	19
8	A702917/0821	16x1,5	1/2	43	17	27	19
10	A702917/1013	18x1,5	1/4	39	18,5	19	22
10	A702917/1021	18x1,5	1/2	43,5	18,5	27	22
12	A702917/1213	20x1,5	1/4	39	22	19	24
12	A702917/1221	20x1,5	1/2	45	22	27	24

702917

SERIE PESANTE (S) / HEAVY SERIES

Connettore per manometro
femmina BSPP - femmina DIN
serie S

Manometer connector
female BSPP - swivel nut DIN S



RACCORDI A 24° DIN 3861

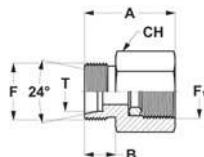
24° CONNECTORS DIN 3861

702423

SERIE LEGGERA (L) / LIGHT SERIES

Connettore per manometro
femmina BSPP - maschio DIN
serie L

Manometer connector
female BSPP - male DIN L

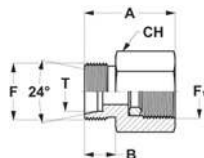


702928

SERIE PESANTE (S) / HEAVY SERIES

Connettore per manometro
femmina BSPP - maschio
DIN serie S

Manometer connector
female BSPP - male DIN S



T	RIFERIMENTO REFERENCE	F	F ₁	A	B	CH
MM.		METRICO METRIC	GAS CIL.BSPP			
6	A702423/0613	12x1,5	1/4	29	10	19
8	A702423/0813	14x1,5	1/4	29	10	19
10	A702423/1013	16x1,5	1/4	30	11	19
12	A702423/1213	18x1,5	1/4	30	11	19

T	RIFERIMENTO REFERENCE	F	F ₁	A	B	CH
MM.		METRICO METRIC	GAS CIL.BSPP			
6	A702928/0621	14x1,5	1/2	38	12	27
8	A702928/0821	16x1,5	1/2	38	12	27
10	A702928/1021	18x1,5	1/2	38	12	27
12	A702928/1221	20x1,5	1/2	38	12	27

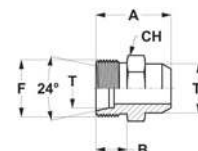


T	RIFERIMENTO REFERENCE	F	T ₁	A	B	CH
MM.		METRICO METRIC				
6	X702434/0610	12x1,5	10	21	10	12
8	X702434/0812	14x1,5	12	23	10	14
10	X702434/1014	16x1,5	14	25	11	17
12	X702434/1216	18x1,5	16	25	11	19
15	X702434/1519	22x1,5	19	29	12	22
18	X702434/1822	26x1,5	22	31	12	27
22	X702434/2227	30x2	27	36	14	32
28	X702434/2832	36x2	32	38	14	41
35	X702434/3540	45x2	40	43	16	46
42	X702434/4246	52x2	46	46	16	55

702434

SERIE LEGGERA (L) / LIGHT SERIES

Giunzione diretta maschio
DIN serie L - saldatura di testa
Straight connector male
DIN L with welding end

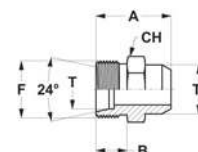


T	RIFERIMENTO REFERENCE	F	T ₁	A	B	CH
MM.		METRICO METRIC				
6	X702939/0611	14x1,5	11	26	12	14
8	X702939/0813	16x1,5	13	28	12	17
10	X702939/1015	18x1,5	15	30	12	19
12	X702939/1217	20x1,5	17	32	12	22
14	X702939/1419	22x1,5	19	35	14	24
16	X702939/1621	24x1,5	21	35	14	27
20	X702939/2026	30x2	26	40	16	32
25	X702939/2531	36x2	31	44	18	41
30	X702939/3036	42x2	36	49	20	46
38	X702939/3844	52x2	44	54	22	55

702939

SERIE PESANTE (S) / HEAVY SERIES

Giunzione diretta maschio
DIN serie S - saldatura di testa
Straight connector male
DIN S with welding end



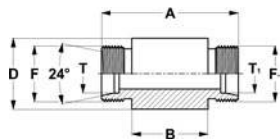
RACCORDI A 24° DIN 3861

24° CONNECTORS DIN 3861

702445

SERIE LEGGERA (L) / LIGHT SERIES

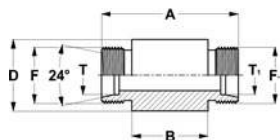
Passaparatia a saldare maschio
DIN serie L - maschio DIN serie L
*Welding bulkhead connector
male - male DIN L*



702940

SERIE PESANTE (S) / HEAVY SERIES

Passaparatia a saldare maschio
DIN serie S - maschio DIN serie S
*Welding bulkhead connector
male - male DIN S*



T	T₁	RIFERIMENTO REFERENCE	F	F₁	A	B	D
MM.	MM.		METRICO METRIC	METRICO METRIC			
6	6	A702445/06	12x1,5	12x1,5	70	56	18
8	8	A702445/08	14x1,5	14x1,5	70	56	20
10	10	A702445/10	16x1,5	16x1,5	72	58	22
12	12	A702445/12	18x1,5	18x1,5	72	58	25
15	15	A702445/15	22x1,5	22x1,5	84	70	28
18	18	A702445/18	26x1,5	26x1,5	84	69	32
22	22	A702445/22	30x2	30x2	88	73	36
28	28	A702445/28	36x2	36x2	88	73	40
35	35	A702445/35	45x2	45x2	92	71	50
42	42	A702445/42	52x2	52x2	92	70	60

T	T₁	RIFERIMENTO REFERENCE	F	F₁	A	B	D
MM.	MM.		METRICO METRIC	METRICO METRIC			
6	6	A702940/06	14x1,5	14x1,5	74	60	20
8	8	A702940/08	16x1,5	16x1,5	74	60	22
10	10	A702940/10	18x1,5	18x1,5	74	59	25
12	12	A702940/12	20x1,5	20x1,5	74	59	28
14	14	A702940/14	22x1,5	22x1,5	88	72	30
16	16	A702940/16	24x1,5	24x1,5	88	71	35
20	20	A702940/20	30x2	30x2	92	71	38
25	25	A702940/25	36x2	36x2	96	72	45
30	30	A702940/30	42x2	42x2	100	73	50
38	38	A702940/38	52x2	52x2	104	72	60

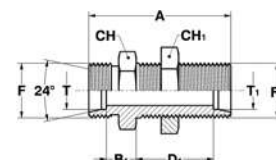


T	T₁	RIFERIMENTO REFERENCE	F	F₁	A	B₁	D₁	CH	CH₁
MM.	MM.		METRICO METRIC	METRICO METRIC					
6	6	A703007/06	12x1,5	12x1,5	48	7	27	17	17
8	8	A703007/08	14x1,5	14x1,5	49	8	27	19	19
10	10	A703007/10	16x1,5	16x1,5	52	10	28	22	22
12	12	A703007/12	18x1,5	18x1,5	53	10	29	24	24
15	15	A703007/15	22x1,5	22x1,5	57	12	31	27	30
18	18	A703007/18	26x1,5	26x1,5	61	13,5	32,5	32	36
22	22	A703007/22	30x2	30x2	66	16,5	34,5	36	41
28	28	A703007/28	36x2	36x2	69	18,5	35,5	41	46
35	35	A703007/35	45x2	45x2	76	18,5	36,5	50	55
42	42	A703007/42	52x2	52x2	77	19	36	60	65
28	22	SA703007/2822	36x2	30x2	69	19,5	34,5	41	41

703007

SERIE LEGGERA (L) / LIGHT SERIES

Giunzione diretta passaparatia
DIN serie L
Bulkhead union male
DIN L series

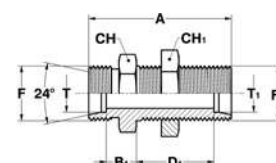


T	T₁	RIFERIMENTO REFERENCE	F	F₁	A	B₁	D₁	CH	CH₁
MM.	MM.		METRICO METRIC	METRICO METRIC					
6	6	A703502/06	14x1,5	14x1,5	55	12	29	19	19
8	8	A703502/08	16x1,5	16x1,5	56	13	29	22	22
10	10	A703502/10	18x1,5	18x1,5	59	14,5	29,5	24	24
12	12	A703502/12	20x1,5	20x1,5	60	14,5	30,5	27	27
14	14	A703502/14	22x1,5	22x1,5	65	17	32	30	30
16	16	A703502/16	24x1,5	24x1,5	65	16,5	31,5	32	32
20	20	A703502/20	30x2	30x2	72	17,5	33,5	41	41
25	25	A703502/25	36x2	36x2	79	20	35	46	46
30	30	A703502/30	42x2	42x2	86	21,5	37,5	50	50
38	38	A703502/38	52x2	52x2	91	22	37	60	65

703502

SERIE PESANTE (S) / HEAVY SERIES

Giunzione diretta passaparatia
DIN serie S
Bulkhead union male
DIN S series



RACCORDI A 24° DIN 3861

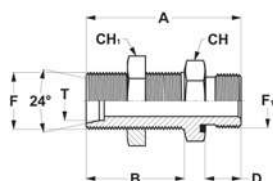
24° CONNECTORS DIN 3861

703029

SERIE LEGGERA (L) / LIGHT SERIES

Giunzione diretta passaparatia
DIN serie L - GAS cil. (BSPP)
con tenuta ad elastomero
per sedi ISO 1179
*Straight bulkead male
DIN L - male BSPP
with elastomer seal
ISO 1179 port*

SEDI PAG.34 / PORTS PAG.34



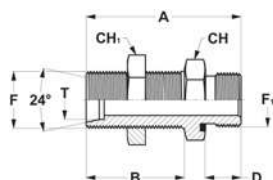
T	RIFERIMENTO REFERENCE	F	F ₁	A	B	D	CH	CH ₁
MM.		METRICO METRIC	GAS CIL.BSPP					
6	A703029/0613	12x1,5	1/4	53	34	12	19	17
8	A703029/0813	14x1,5	1/4	53	34	12	19	19
8	A703029/0817	14x1,5	3/8	55	34	12	22	19
8	A703029/0821	14x1,5	1/2	58	34	14	27	19
10	A703029/1013	16x1,5	1/4	55	35	12	22	22
10	A703029/1017	16x1,5	3/8	55	35	12	22	22
10	A703029/1021	16x1,5	1/2	58	35	14	27	22
12	A703029/1213	18x1,5	1/4	57	36	12	22	24
12	A703029/1217	18x1,5	3/8	57	36	12	22	24
15	A703029/1517	22x1,5	3/8	59	38	12	24	30
12	A703029/1221	18x1,5	1/2	59	36	14	27	24
15	A703029/1521	22x1,5	1/2	62	38	14	27	30
15	A703029/1526	22x1,5	3/4	64	38	16	32	30
18	A703029/1821	26x1,5	1/2	64	40	14	30	36
18	A703029/1826	26x1,5	3/4	66	40	16	32	36
18	A703029/1833	26x1,5	1"	70	40	18	41	36
22	A703029/2221	30x2	1/2	66	42	14	32	41
22	A703029/2226	30x2	3/4	68	42	16	32	41
28	A703029/2826	36x2	3/4	71	43	16	41	46
28	A703029/2833	36x2	1"	73	43	18	41	46
28	A703029/2842	36x2	1" 1/4	76	43	20	50	46
35	A703029/3542	45x2	1" 1/4	81	47	20	50	55
35	A703029/3548	45x2	1" 1/2	84	47	22	55	55
42	A703029/4248	52x2	1" 1/2	84	47	22	55	65

703524

SERIE PESANTE (S) / HEAVY SERIES

Giunzione diretta passaparatia
DIN serie S - GAS cil. (BSPP)
con tenuta ad elastomero
per sedi ISO 1179
*Straight bulkead male
DIN S - male BSPP
with elastomer seal
ISO 1179 port*

SEDI PAG.34 / PORTS PAG.34



T	RIFERIMENTO REFERENCE	F	F ₁	A	B	D	CH	CH ₁
MM.		METRICO METRIC	GAS CIL.BSPP					
8	A703524/0813	16x1,5	1/4	58	36	12	19	22
8	A703524/0817	16x1,5	3/8	59	36	12	22	22
10	A703524/1017	18x1,5	3/8	59	37	12	24	24
10	A703524/1021	18x1,5	1/2	62	37	14	27	24
12	A703524/1217	20x1,5	3/8	60	38	12	27	27
12	A703524/1221	20x1,5	1/2	62	38	14	27	27
14	A703524/1421	22x1,5	1/2	66	40	14	27	30
16	A703524/1621	24x1,5	1/2	66	40	14	27	32
16	A703524/1626	24x1,5	3/4	69	40	16	32	32
20	A703524/2021	30x2	1/2	70	44	14	36	41
20	A703524/2026	30x2	3/4	75	44	16	36	41
20	A703524/2033	30x2	1"	77	44	18	41	41
25	A703524/2526	36x2	3/4	78	47	16	41	46
25	A703524/2533	36x2	1"	80	47	18	41	46
25	A703524/2542	36x2	1" 1/4	82	47	20	50	46
30	A703524/3033	42x2	1"	84	51	18	50	50
30	A703524/3042	42x2	1" 1/4	86	51	20	50	50
38	A703524/3842	52x2	1" 1/4	89	53	20	60	65
38	A703524/3848	52x2	1" 1/2	91	53	22	60	65

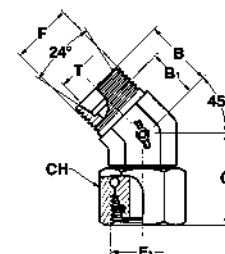


T	RIFERIMENTO REFERENCE	F	F₁	B	C	B₁	CH
MM.		METRICO METRIC	METRICO METRIC				
6	A705066/06	12x1,5	12x1,5	18	26	11	14
8	A705066/08	14x1,5	14x1,5	20	27	13	17
10	A705066/10	16x1,5	16x1,5	20	29	13	19
12	A705066/12	18x1,5	18x1,5	21	29	14	22
15	A705066/15	22x1,5	22x1,5	24	32	17	27
18	A705066/18	26x1,5	26x1,5	26	35	18,5	32
22	A705066/22	30x2	30x2	26	38	18,5	36
28	A705066/28	36x2	36x2	31	41	23,5	41
35	A705066/35	45x2	45x2	33	51	22,5	50
42	A705066/42	52x2	52x2	38	55	27	60

705066

SERIE LEGGERA (L) / LIGHT SERIES

Giunzione 45° maschio
DIN - femmina DIN serie L
45° elbow union
male - swivel female
DIN L series

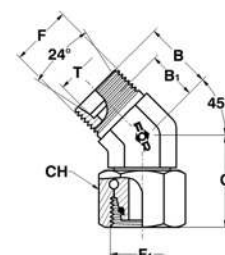


T	RIFERIMENTO REFERENCE	F	F₁	B	C	B₁	CH
MM.		METRICO METRIC	METRICO METRIC				
6	A705561/06	14x1,5	14x1,5	18	27	11	17
8	A705561/08	16x1,5	16x1,5	20	27	13	19
10	A705561/10	18x1,5	18x1,5	20	30	12,5	22
12	A705561/12	20x1,5	20x1,5	21	32,5	13,5	24
14	A705561/14	22x1,5	22x1,5	24	34	16	27
16	A705561/16	24x1,5	24x1,5	24	36	15,5	30
20	A705561/20	30x2	30x2	26	45,5	15,5	36
25	A705561/25	36x2	36x2	31	50	19	46
30	A705561/30	42x2	42x2	33	54	19,5	50
38	A705561/38	52x2	52x2	38	63	22	60

705561

SERIE PESANTE (S) / HEAVY SERIES

Giunzione 45° maschio
DIN - femmina DIN serie S
45° elbow union
male - swivel female
DIN S series



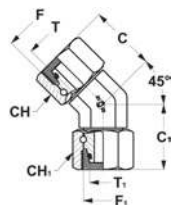
RACCORDI A 24° DIN 3861

24° CONNECTORS DIN 3861

705109

SERIE LEGGERA (L) / LIGHT SERIES

Giunzione 45° femmina
DIN serie L
45° Elbow swivel nut
DIN L

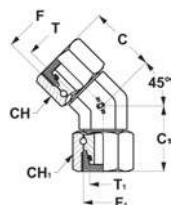


T	T ₁	RIFERIMENTO REFERENCE	F	F ₁	C	C ₁	CH	CH ₁
MM.	MM.		METRICO METRIC	METRICO METRIC				
6	6	A705109/06	12x1,5	12x1,5	22	22	14	14
8	8	A705109/08	14x1,5	14x1,5	22	22	17	17
10	10	A705109/10	16x1,5	16x1,5	26	26	19	19
12	12	A705109/12	18x1,5	18x1,5	26	26	22	22
15	15	A705109/15	22x1,5	22x1,5	29	29	27	27
18	18	A705109/18	26x1,5	26x1,5	33	33	32	32
22	22	A705109/22	30x2	30x2	35	35	36	36
28	28	A705109/28	36x2	36x2	40	40	41	41
35	35	A705109/35	45x2	45x2	41	41	50	50
42	42	A705109/42	52x2	52x2	45	45	60	60

705605

SERIE PESANTE (S) / HEAVY SERIES

Giunzione 45° femmina
DIN serie S
45° Elbow swivel nut
DIN S



T	T ₁	RIFERIMENTO REFERENCE	F	F ₁	C	C ₁	CH	CH ₁
MM.	MM.		METRICO METRIC	METRICO METRIC				
6	6	A705605/06	14x1,5	14x1,5	24	24	17	17
8	8	A705605/08	16x1,5	16x1,5	25	25	19	19
10	10	A705605/10	18x1,5	18x1,5	28	28	22	22
12	12	A705605/12	20x1,5	20x1,5	28	28	24	24
14	14	A705605/14	22x1,5	22x1,5	28	28	27	27
16	16	A705605/16	24x1,5	24x1,5	33	33	30	30
20	20	A705605/20	30x2	30x2	39	39	36	36
25	25	A705605/25	36x2	36x2	40	40	46	46
30	30	A705605/30	42x2	42x2	41	41	50	50
38	38	A705605/38	52x2	52x2	45	45	60	60



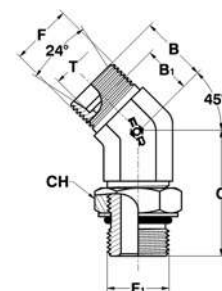
T	RIFERIMENTO REFERENCE	F	F₁	B	C	B₁	CH
MM.		<small>METRICO METRIC</small>	<small>UNF-UN</small>				
6	A705000/0611	12x1,5	7/16-20	18	30	11	14
8	A705000/0814	14x1,5	9/16-18	20	33	13	19
10	A705000/1014	16x1,5	9/16-18	20	33	13	19
12	A705000/1219	18x1,5	3/4-16	21	36.5	14	22
15	A705000/1522	22x1,5	7/8-14	24	45	17	27
18	A705000/1827	26x1,5	1" 1/16-12	26	50	18,5	32
22	A705000/2227	30x2	1" 1/16-12	26	50	18,5	32
28	A705000/2833	36x2	1" 5/16-12	31	52	23,5	38
35	A705000/3541	45x2	1" 5/8-12	33	53	22,5	50
42	A705000/4248	52x2	1" 7/8-12	38	53	27	55

705000

SERIE LEGGERA (L) / LIGHT SERIES

Terminale orientabile 45°
DIN serie L - SAE UNF-UN
per sedi ISO 11926
45° (ADJ) elbow male
DIN L series - male SAE UNF-UN
with O.R. ISO 11926 ports

SEDI PAG.30 / PORTS PAG.30



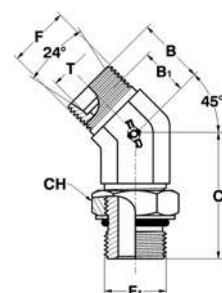
T	RIFERIMENTO REFERENCE	F	F₁	B	C	B₁	CH
MM.		<small>METRICO METRIC</small>	<small>UNF-UN</small>				
6	A705505/0611	14x1,5	7/16-20	18	29.5	11	16
8	A705505/0814	16x1,5	9/16-18	20	33	13	19
10	A705505/1014	18x1,5	9/16-18	20	33	12,5	19
12	A705505/1219	20x1,5	3/4-16	21	36.5	13,5	24
14	A705505/1422	22x1,5	7/8-14	24	45	16	27
16	A705505/1622	24x1,5	7/8-14	24	44.5	15,5	27
20	A705505/2027	30x2	1" 1/16-12	26	50	15,5	35
25	A705505/2533	36x2	1" 5/16-12	31	52	19	41
30	A705505/3041	42x2	1" 5/8-12	33	53	19,5	50
38	A705505/3848	52x2	1" 7/8-12	38	53	22	55

705505

SERIE PESANTE (S) / HEAVY SERIES

Terminale orientabile 45°
DIN serie S - SAE UNF-UN
per sedi ISO 11926
45° (ADJ) elbow male
DIN S series - male SAE UNF-UN
with O.R. ISO 11926 ports

SEDI PAG.30 / PORTS PAG.30



RACCORDI A 24° DIN 3861

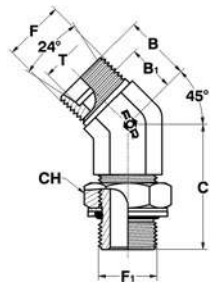
24° CONNECTORS DIN 3861

705022

SERIE LEGGERA (L) / LIGHT SERIES

Terminale orientabile 45°
DIN serie L - GAS cil. (BSPP)
con O.R. e rondella
per sedi ISO 1179
45° (ADJ) elbow male
DIN L series - male BSPP
with O.R. and retaining ring
ISO 1179 ports

SEDI PAG.32 / PORTS PAG.32

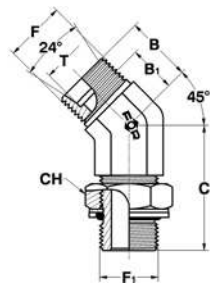


705527

SERIE PESANTE (S) / HEAVY SERIES

Terminale orientabile 45°
DIN serie S - GAS cil. (BSPP)
con O.R. e rondella
per sedi ISO 1179
45° (ADJ) elbow male
DIN S series - male BSPP
with O.R. and retaining ring
ISO 1179 ports

SEDI PAG.32 / PORTS PAG.32



T	RIFERIMENTO REFERENCE	F	F ₁	B	C	B ₁	CH
MM.		METRICO METRIC	GAS CIL.BSPP				
6	A705022/0610	12x1,5	1/8	18	30	11	14
8	A705022/0813	14x1,5	1/4	20	33	13	19
10	A705022/1013	16x1,5	1/4	20	33	13	19
12	A705022/1217	18x1,5	3/8	21	36.5	14	24
15	A705022/1521	22x1,5	1/2	24	45	17	27
18	A705022/1821	26x1,5	1/2	26	50	18,5	27
22	A705022/2226	30x2	3/4	26	50	18,5	36
28	A705022/2833	36x2	1"	31	52	23,5	41
35	A705022/3542	45x2	1" 1/4	33	53	22,5	50
42	A705022/4248	52x2	1" 1/2	38	53	27	60
15	SA705022/1513	22x1,5	1/4	24	38.5	17	19
22	SA705022/2221	30x2	1/2	27	46	19,5	27
35	SA705022/3533	45x2	1"	33	52	22,5	41

T	RIFERIMENTO REFERENCE	F	F ₁	B	C	B ₁	CH
MM.		METRICO METRIC	GAS CIL.BSPP				
6	A705527/0613	14x1,5	1/4	18	30	11	19
8	A705527/0813	16x1,5	1/4	20	33	13	19
10	A705527/1017	18x1,5	3/8	20	33	12,5	24
12	A705527/1217	20x1,5	3/8	21	36.5	13,5	24
14	A705527/1421	22x1,5	1/2	24	45	16	27
16	A705527/1621	24x1,5	1/2	24	45	15,5	27
20	A705527/2026	30x2	3/4	26	50	15,5	36
25	A705527/2533	36x2	1"	31	52	19	41
30	A705527/3042	42x2	1" 1/4	33	53	19,5	50
38	A705527/3848	52x2	1" 1/2	38	53	22	60
25	SA705527/2526	36x2	3/4	31	50.5	19	36
30	SA705527/3033	42x2	1"	35	49	21,5	41
38	SA705527/3842	52x2	1" 1/4	39	53	23	50



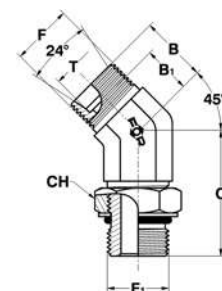
T	RIFERIMENTO REFERENCE	F	F ₁	B	C	B ₁	CH
MM.		METRICO METRIC	GAS CIL.JIS				
6	A705077/0610	12x1,5	1/8	18	30	11	14
8	A705077/0813	14x1,5	1/4	20	33	13	19
10	A705077/1013	16x1,5	1/4	20	33	13	19
12	A705077/1217	18x1,5	3/8	21	36.5	14	22
15	A705077/1513	22x1,5	1/4	24	38.5	17	19
15	A705077/1521	22x1,5	1/2	24	45	17	27
18	A705077/1821	26x1,5	1/2	26	50	18,5	27
22	A705077/2221	30x2	1/2	26	46	18,5	27
22	A705077/2226	30x2	3/4	26	50	18,5	36
28	A705077/2833	36x2	1"	31	52	23,5	41
35	A705077/3533	45x2	1"	33	52	22,5	41
35	A705077/3542	45x2	1" 1/4	33	53	22,5	50
42	A705077/4248	52x2	1" 1/2	38	53	27	55

705077

SERIE LEGGERA (L) / LIGHT SERIES

Terminale orientabile 45°
DIN serie L - GAS cil. (JIS)
con O.R. per sedi JIS 2351
45° (ADJ) elbow male
DIN L series - male JIS
with O.R. JIS 2351 ports

SEDI PAG.31 / PORTS PAG.31



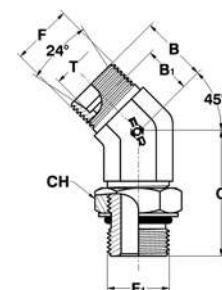
T	RIFERIMENTO REFERENCE	F	F ₁	B	C	B ₁	CH
MM.		METRICO METRIC	GAS CIL.JIS				
6	A705572/0613	14x1,5	1/4	18	30	11	19
8	A705572/0813	16x1,5	1/4	20	33	13	19
10	A705572/1017	18x1,5	3/8	20	33	12,5	22
12	A705572/1217	20x1,5	3/8	21	36.5	13,5	22
14	A705572/1421	22x1,5	1/2	24	45	16	27
16	A705572/1621	24x1,5	1/2	24	45	15,5	27
20	A705572/2026	30x2	3/4	26	50	15,5	36
25	A705572/2526	36x2	3/4	31	50.5	19	36
25	A705572/2533	36x2	1"	31	52	19	41
30	A705572/3033	42x2	1"	33	49	19,5	41
30	A705572/3042	42x2	1" 1/4	33	53	19,5	50
38	A705572/3848	52x2	1" 1/2	38	53	22	55

705572

SERIE PESANTE (S) / HEAVY SERIES

Terminale orientabile 45°
DIN serie S - GAS cil. (JIS)
con O.R. per sedi JIS 2351
45° (ADJ) elbow male
DIN S series - male JIS
with O.R. JIS 2351 ports

SEDI PAG.31 / PORTS PAG.31



RACCORDI A 24° DIN 3861

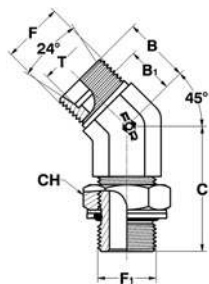
24° CONNECTORS DIN 3861

705044

SERIE LEGGERA (L) / LIGHT SERIES

Terminale orientabile 45°
DIN serie L - Metrico cil.
con O.R. e rondella
per sedi ISO 9974
45° (ADJ) elbow male
DIN L series - male Metric
with O.R. and retaining ring
ISO 9974 ports

SEDI PAG.32 / PORTS PAG.32

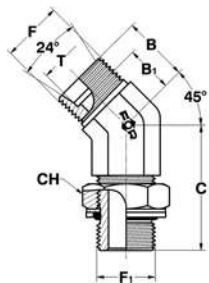


705549

SERIE PESANTE (S) / HEAVY SERIES

Terminale orientabile 45°
DIN serie S - Metrico cil.
con O.R. e rondella
per sedi ISO 9974
45° (ADJ) elbow male
DIN S series - male Metric
with O.R. and retaining ring
ISO 9974 ports

SEDI PAG.32 / PORTS PAG.32



T	RIFERIMENTO REFERENCE	F	F ₁	B	C	B ₁	CH
MM.		METRICO METRIC	METRICO METRIC				
6	A705044/0610	12x1,5	10x1	18	30	11	14
8	A705044/0812	14x1,5	12x1,5	20	33	13	17
10	A705044/1014	16x1,5	14x1,5	20	33	13	19
12	A705044/1216	18x1,5	16x1,5	21	36.5	14	22
15	A705044/1518	22x1,5	18x1,5	24	45	17	24
18	A705044/1822	26x1,5	22x1,5	26	50	18,5	27
22	A705044/2226	30x2	26x1,5	26	50	18,5	36
28	A705044/2833	36x2	33x2	31	52	23,5	41
35	A705044/3542	45x2	42x2	33	53	22,5	50
42	A705044/4248	52x2	48x2	38	53	27	55
10	SA705044/1018	16x1,5	18x1,5	23	45	16	24
12	SA705044/1218	18x1,5	18x1,5	23	45	16	24
15	SA705044/1526	22x1,5	26x1,5	25	50	18	36

T	RIFERIMENTO REFERENCE	F	F ₁	B	C	B ₁	CH
MM.		METRICO METRIC	METRICO METRIC				
6	A705549/0612	14x1,5	12x1,5	18	30	11	17
8	A705549/0814	16x1,5	14x1,5	20	33	13	19
10	A705549/1016	18x1,5	16x1,5	20	33	12,5	22
12	A705549/1218	20x1,5	18x1,5	21	36.5	13,5	24
14	A705549/1420	22x1,5	20x1,5	24	45	16	27
16	A705549/1622	24x1,5	22x1,5	24	45	15,5	27
20	A705549/2027	30x2	27x2	26	50	15,5	32
25	A705549/2533	36x2	33x2	31	52	19	41
30	A705549/3042	42x2	42x2	33	53	19,5	50
38	A705549/3848	52x2	48x2	38	54.5	22	55



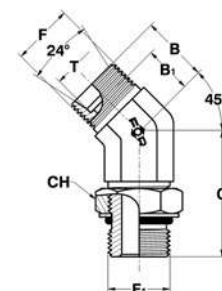
T	RIFERIMENTO REFERENCE	F	F₁	B	C	B₁	CH
MM.		METRICO METRIC	METRICO METRIC				
6	A705033/0610	12x1,5	10x1	18	30	11	14
8	A705033/0812	14x1,5	12x1,5	20	33	13	17
10	A705033/1014	16x1,5	14x1,5	20	33	13	19
12	A705033/1216	18x1,5	16x1,5	21	36.5	14	22
15	A705033/1518	22x1,5	18x1,5	24	45	17	24
18	A705033/1822	26x1,5	22x1,5	26	50	18,5	27
22	A705033/2227	30x2	27x2	26	50	18,5	32
28	A705033/2833	36x2	33x2	31	52	23,5	41
35	A705033/3542	45x2	42x2	33	53	22,5	50
42	A705033/4248	52x2	48x2	38	53	27	55

705033

SERIE LEGGERA (L) / LIGHT SERIES

Terminale orientabile 45°
DIN serie L - Metrico cil.
con O.R. per sedi ISO 6149
45° (ADJ) elbow male
DIN L series - male Metric
with O.R. ISO 6149 ports

SEDI PAG.30 / PORTS PAG.30



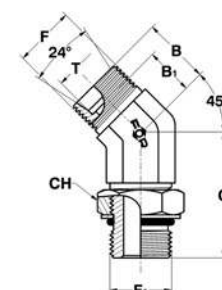
T	RIFERIMENTO REFERENCE	F	F₁	B	C	B₁	CH
MM.		METRICO METRIC	METRICO METRIC				
6	A705538/0612	14x1,5	12x1,5	18	30	11	17
8	A705538/0814	16x1,5	14x1,5	20	33	13	19
10	A705538/1016	18x1,5	16x1,5	20	33	12,5	22
12	A705538/1218	20x1,5	18x1,5	21	36.5	13,5	24
14	A705538/1420	22x1,5	20x1,5	24	45	16	27
16	A705538/1622	24x1,5	22x1,5	24	45	15,5	27
20	A705538/2027	30x2	27x2	26	50	15,5	32
25	A705538/2533	36x2	33x2	31	52	19	41
30	A705538/3042	42x2	42x2	33	53	19,5	50
38	A705538/3848	52x2	48x2	38	54.5	22	55

705538

SERIE PESANTE (S) / HEAVY SERIES

Terminale orientabile 45°
DIN serie S - Metrico cil.
con O.R. per sedi ISO 6149
45° (ADJ) elbow male
DIN S series - male Metric
with O.R. ISO 6149 ports

SEDI PAG.30 / PORTS PAG.30



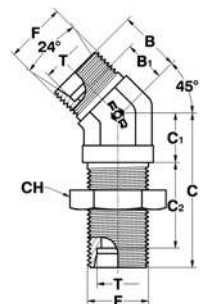
RACCORDI A 24° DIN 3861

24° CONNECTORS DIN 3861

706002

SERIE LEGGERA (L) / LIGHT SERIES

Giunzione 45° passaparatia
DIN - DIN serie L
45° bulkhead union elbow
male DIN L series

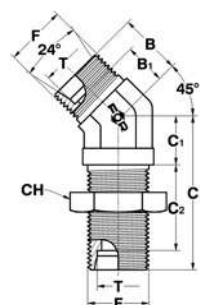


T	RIFERIMENTO REFERENCE	F	F ₁	B	C	B ₁	C ₁	C ₂	CH
MM.		METRICO METRIC	METRICO METRIC						
6	A706002/06	12x1,5	12x1,5	18	45	11	11	27	17
8	A706002/08	14x1,5	14x1,5	20	47	13	13	27	19
10	A706002/10	16x1,5	16x1,5	20	48	13	13	28	22
12	A706002/12	18x1,5	18x1,5	21	50	14	14	29	24
15	A706002/15	22x1,5	22x1,5	24	55	17	17	31	30
18	A706002/18	26x1,5	26x1,5	26	60	18,5	20	32,5	36
22	A706002/22	30x2	30x2	26	63	18,5	21	34,5	41
28	A706002/28	36x2	36x2	31	66	23,5	23	35,5	46
35	A706002/35	45x2	45x2	33	71	22,5	24	36,5	55
42	A706002/42	52x2	52x2	38	72	27	25	36	65

706507

SERIE PESANTE (S) / HEAVY SERIES

Giunzione 45° passaparatia
DIN - DIN serie S
45° bulkhead union elbow
male DIN S series



T	RIFERIMENTO REFERENCE	F	F ₁	B	C	B ₁	C ₁	C ₂	CH
MM.		METRICO METRIC	METRICO METRIC						
6	A706507/06	14x1,5	14x1,5	18	49	11	13	29	19
8	A706507/08	16x1,5	16x1,5	20	49	13	13	29	22
10	A706507/10	18x1,5	18x1,5	20	51	12,5	14	29,5	24
12	A706507/12	20x1,5	20x1,5	21	53	13,5	15	30,5	27
14	A706507/14	22x1,5	22x1,5	24	57	16	17	32	30
16	A706507/16	24x1,5	24x1,5	24	59	15,5	19	31,5	32
20	A706507/20	30x2	30x2	26	65	15,5	21	33,5	41
25	A706507/25	36x2	36x2	31	70	19	23	35	46
30	A706507/30	42x2	42x2	33	75	19,5	24	37,5	50
38	A706507/38	52x2	52x2	38	78	22	25	37	65

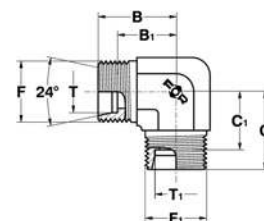


T	T₁	RIFERIMENTO REFERENCE	F	F₁	B	C	B₁	C₁
MM.	MM.		METRICO METRIC	METRICO METRIC				
6	6	A707004/06	12x1,5	12x1,5	19,5	19,5	12,5	12,5
8	8	A707004/08	14x1,5	14x1,5	21	21	14	14
10	10	A707004/10	16x1,5	16x1,5	22	22	15	15
12	12	A707004/12	18x1,5	18x1,5	24	24	17	17
15	15	A707004/15	22x1,5	22x1,5	28	28	21	21
18	18	A707004/18	26x1,5	26x1,5	31	31	23,5	23,5
22	22	A707004/22	30x2	30x2	35	35	27,5	27,5
28	28	A707004/28	36x2	36x2	38	38	30,5	30,5
35	35	A707004/35	45x2	45x2	45	45	34,5	34,5
42	42	A707004/42	52x2	52x2	51	51	40	40

707004

SERIE LEGGERA (L) / LIGHT SERIES

Giunzione 90°
DIN - DIN serie L
90° elbow union
male DIN L series

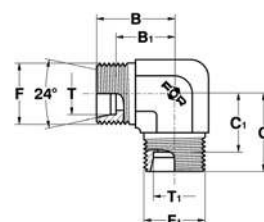


T	T₁	RIFERIMENTO REFERENCE	F	F₁	B	C	B₁	C₁
MM.	MM.		METRICO METRIC	METRICO METRIC				
6	6	A707509/06	14x1,5	14x1,5	23	23	16	16
8	8	A707509/08	16x1,5	16x1,5	24	24	17	17
10	10	A707509/10	18x1,5	18x1,5	25	25	17,5	17,5
12	12	A707509/12	20x1,5	20x1,5	29	29	21,5	21,5
14	14	A707509/14	22x1,5	22x1,5	30	30	22	22
16	16	A707509/16	24x1,5	24x1,5	33	33	24,5	24,5
20	20	A707509/20	30x2	30x2	37	37	26,5	26,5
25	25	A707509/25	36x2	36x2	42	42	30	30
30	30	A707509/30	42x2	42x2	49	49	35,5	35,5
38	38	A707509/38	52x2	52x2	57	57	41	41
20	16	SA707509/2016	30x2	24x1,5	37	35	26,5	26,5

707509

SERIE PESANTE (S) / HEAVY SERIES

Giunzione 90°
DIN - DIN serie S
90° elbow union
male DIN S series



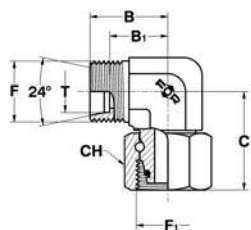
RACCORDI A 24° DIN 3861

24° CONNECTORS DIN 3861

707060

SERIE LEGGERA (L) / LIGHT SERIES

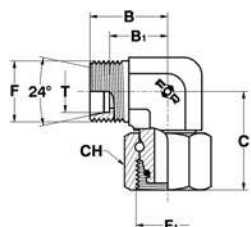
Giunzione 90° maschio
DIN - femmina DIN serie L
90° elbow union
male - swivel female
DIN L series



707565

SERIE PESANTE (S) / HEAVY SERIES

Giunzione 90° maschio
DIN - femmina DIN serie S
90° elbow union
male - swivel female
DIN S series



T	RIFERIMENTO REFERENCE	F	F ₁	B	C	B ₁	CH
MM.		METRICO METRIC	METRICO METRIC				
6	A707060/06	12x1,5	12x1,5	19	25,5	12	14
8	A707060/08	14x1,5	14x1,5	21	27,5	14	17
10	A707060/10	16x1,5	16x1,5	22	29	15	19
12	A707060/12	18x1,5	18x1,5	24	30	17	22
15	A707060/15	22x1,5	22x1,5	28	34	21	27
18	A707060/18	26x1,5	26x1,5	31	37,5	23,5	32
22	A707060/22	30x2	30x2	35	40,5	27,5	36
28	A707060/28	36x2	36x2	38	42,5	30,5	41
35	A707060/35	45x2	45x2	45	52	34,5	50
42	A707060/42	52x2	52x2	51	59	40	60

T	RIFERIMENTO REFERENCE	F	F ₁	B	C	B ₁	CH
MM.		METRICO METRIC	METRICO METRIC				
6	A707565/06	14x1,5	14x1,5	23	27,5	16	17
8	A707565/08	16x1,5	16x1,5	24	28	17	19
10	A707565/10	18x1,5	18x1,5	25	30,5	17,5	22
12	A707565/12	20x1,5	20x1,5	29	33	21,5	24
14	A707565/14	22x1,5	22x1,5	30	37,5	22	27
16	A707565/16	24x1,5	24x1,5	33	37,5	24,5	30
20	A707565/20	30x2	30x2	37	46	26,5	36
25	A707565/25	36x2	36x2	42	50	30	46
30	A707565/30	42x2	42x2	49	54	35,5	50
38	A707565/38	52x2	52x2	57	64	41	60
12	SA707565/1208	20x1,5	16x1,5	29	32,5	21,5	19



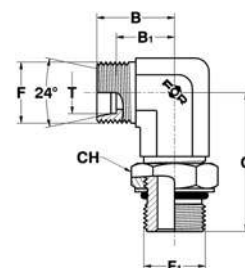
T	RIFERIMENTO REFERENCE	F	F ₁	B	C	B ₁	CH
MM.		METRICO METRIC	UNF-UN				
6	A707015/0611	12x1,5	7/16-20	19	32.5	12	14
8	A707015/0814	14x1,5	9/16-18	21	37	14	19
10	A707015/1014	16x1,5	9/16-18	22	37	15	19
12	A707015/1219	18x1,5	3/4-16	24	39	17	22
15	A707015/1522	22x1,5	7/8-14	28	50	21	27
18	A707015/1827	26x1,5	1" 1/16-12	31	55	23,5	32
22	A707015/2227	30x2	1" 1/16-12	35	55	27,5	32
28	A707015/2833	36x2	1" 5/16-12	38	59.5	30,5	38
35	A707015/3541	45x2	1" 5/8-12	45	62	34,5	50
42	A707015/4248	52x2	1" 7/8-12	51	66	40	55
8	SA707015/0811	14x1,5	7/16-20	21	35.5	14	14
10	SA707015/1011	16x1,5	7/16-20	24	35	17	14
12	SA707015/1214	18x1,5	9/16-18	25	37	18	19
12	SA707015/1222	18x1,5	7/8-14	27	50	20	27
18	SA707015/1822	26x1,5	7/8-14	31	51	23,5	27

707015

SERIE LEGGERA (L) / LIGHT SERIES

Terminale orientabile 90°
DIN serie L - SAE UNF-UN
per sedi ISO 11926
90° (ADJ) elbow male
DIN L series - male SAE UNF-UN
with O.R. ISO 11926 ports

SEDI PAG.30 / PORTS PAG.30



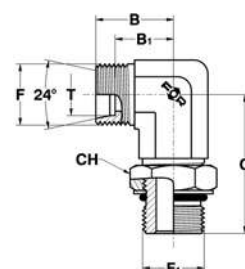
T	RIFERIMENTO REFERENCE	F	F ₁	B	C	B ₁	CH
MM.		METRICO METRIC	UNF-UN				
6	A707510/0611	14x1,5	7/16-20	23	32.5	16	16
8	A707510/0814	16x1,5	9/16-18	24	37	17	19
10	A707510/1014	18x1,5	9/16-18	25	37	17,5	19
12	A707510/1219	20x1,5	3/4-16	29	40.5	21,5	24
14	A707510/1422	22x1,5	7/8-14	30	50	22	27
16	A707510/1622	24x1,5	7/8-14	33	50	24,5	27
20	A707510/2027	30x2	1" 1/16-12	37	55	26,5	35
25	A707510/2533	36x2	1" 5/16-12	42	59.5	30	41
30	A707510/3041	42x2	1" 5/8-12	49	60.5	35,5	50
38	A707510/3848	52x2	1" 7/8-12	57	66	41	55
8	SA707510/0811	16x1,5	7/16-20	25	34.5	18	16
12	SA707510/1214	20x1,5	9/16-18	29	37	21,5	19
16	SA707510/1619	24x1,5	3/4-16	31.5	48	23	24
16	SA707510/1627	24x1,5	1" 1/16-12	35	52	26,5	35
20	SA707510/2019	30x2	3/4-16	37	49	26,5	24
20	SA707510/2022	30x2	7/8-14	37	51	26,5	27
20	SA707510/2033	30x2	1" 5/16-12	39	55.5	28,5	41
25	SA707510/2527	36x2	1" 1/16-12	42	58.5	30	35

707510

SERIE PESANTE (S) / HEAVY SERIES

Terminale orientabile 90°
DIN serie S - SAE UNF-UN
per sedi ISO 11926
90° (ADJ) elbow male
DIN S series - male SAE UNF-UN
with O.R. ISO 11926 ports

SEDI PAG.30 / PORTS PAG.30



RACCORDI A 24° DIN 3861

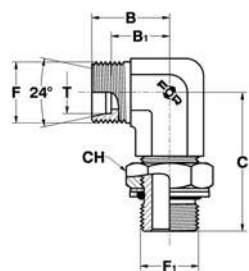
24° CONNECTORS DIN 3861

707037

SERIE LEGGERA (L) / LIGHT SERIES

Terminale orientabile 90°
DIN serie L - GAS cil. (BSPP)
con O.R. e rondella
per sedi ISO 1179
90° (AD) elbow male
DIN L series - male BSPP
with O.R. and retaining ring
ISO 1179 ports

SEDI PAG.32 / PORTS PAG.32



T	RIFERIMENTO REFERENCE	F	F ₁	B	C	B ₁	CH
MM.		METRICO METRIC	GAS CIL.BSPP				
6	A707037/0610	12x1,5	1/8	19	32,5	12	14
8	A707037/0813	14x1,5	1/4	21	37	14	19
10	A707037/1013	16x1,5	1/4	22	37	15	19
12	A707037/1217	18x1,5	3/8	24	37	17	24
15	A707037/1521	22x1,5	1/2	28	50	21	27
18	A707037/1821	26x1,5	1/2	31	55	23,5	27
22	A707037/2226	30x2	3/4	35	55	27,5	36
28	A707037/2833	36x2	1"	38	59,5	30,5	41
35	A707037/3542	45x2	1" 1/4	45	62	34,5	50
42	A707037/4248	52x2	1" 1/2	51	66	40	60
6	SA707037/0613	12x1,5	1/4	21	37	14	19
8	SA707037/0810	14x1,5	1/8	22,5	32,5	15,5	14
8	SA707037/0817	14x1,5	3/8	24	37	17	24
8	SA707037/0821	14x1,5	1/2	26	43	19	27
10	SA707037/1017	16x1,5	3/8	24,5	37	17,5	24
12	SA707037/1213	18x1,5	1/4	24	35	17	19
12	SA707037/1221	18x1,5	1/2	27	50	20	27
12	SA707037/1226	18x1,5	3/4	32	51,5	25	36
15	SA707037/1513	22x1,5	1/4	28	43	21	19
15	SA707037/1517	22x1,5	3/8	28	43,5	21	24
15	SA707037/1526	22x1,5	3/4	35	55	28	36
18	SA707037/1813	26x1,5	1/4	31	49	23,5	19
18	SA707037/1826	26x1,5	3/4	35	55	27,5	36
22	SA707037/2221	30x2	1/2	35	51	27,5	27
22	SA707037/2233	30x2	1"	38	55	30,5	41
28	SA707037/2821	36x2	1/2	39	55	31,5	27
28	SA707037/2842	36x2	1" 1/4	43	62	35,5	50
35	SA707037/3533	45x2	1"	45	62	34,5	41



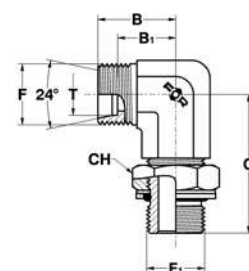
T	RIFERIMENTO REFERENCE	F	F ₁	B	C	B ₁	CH
MM.		METRICO METRIC	GAS CIL.BSPP				
6	A707532/0613	14x1,5	1/4	23	37	16	19
8	A707532/0813	16x1,5	1/4	24	37	17	19
10	A707532/1017	18x1,5	3/8	25	37	17,5	24
12	A707532/1217	20x1,5	3/8	29	40,5	21,5	24
14	A707532/1421	22x1,5	1/2	30	50	22	27
16	A707532/1621	24x1,5	1/2	33	50	24,5	27
20	A707532/2026	30x2	3/4	37	55	26,5	36
25	A707532/2533	36x2	1"	42	59,5	30	41
30	A707532/3042	42x2	1" 1/4	49	62	35,5	50
38	A707532/3848	52x2	1" 1/2	57	66	41	60
6	SA707532/0617	14x1,5	3/8	25	37	18	24
12	SA707532/1221	20x1,5	1/2	29	50	21,5	27
12	SA707532/1226	20x1,5	3/4	31	51,5	23,5	36
14	SA707532/1417	22x1,5	3/8	30	43	22	24
16	SA707532/1613	24x1,5	1/4	33	44	24,5	19
16	SA707532/1617	24x1,5	3/8	33	46,5	24,5	24
16	SA707532/1626	24x1,5	3/4	33,5	51,5	25	36
20	SA707532/2021	30x2	1/2	37	51	26,5	27
20	SA707532/2033	30x2	1"	42	59,5	31,5	41
25	SA707532/2526	36x2	3/4	42	58	30	36
30	SA707532/3026	42x2	3/4	49	59,5	35,5	36
30	SA707532/3033	42x2	1"	50	60	36,5	41

707532

SERIE PESANTE (S) / HEAVY SERIES

Terminale orientabile 90°
DIN serie S - GAS cil. (BSPP)
con O.R. e rondella
per sedi ISO 1179
90° (ADJ) elbow male
DIN S series - male BSPP
with O.R. and retaining ring
ISO 1179 ports

SEDI PAG.32 / PORTS PAG.32



RACCORDI A 24° DIN 3861

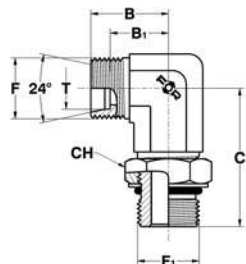
24° CONNECTORS DIN 3861

707071

SERIE LEGGERA (L) / LIGHT SERIES

Terminale orientabile 90°
DIN serie L - GAS cil. (JIS)
con O.R. per sedi JIS 2351
90° (AD) elbow male
DIN L series - male JIS
with O.R. JIS 2351 ports

SEDI PAG.31 / PORTS PAG.31



T	RIFERIMENTO REFERENCE	F	F ₁	B	C	B ₁	CH
MM.		METRICO METRIC	GAS CIL.-JIS				
6	A707071/0610	12x1,5	1/8	19	32.5	12	14
6	A707071/0613	12x1,5	1/4	21	37	14	19
8	A707071/0810	14x1,5	1/8	22.5	32.5	15,5	14
8	A707071/0813	14x1,5	1/4	21	37	14	19
8	A707071/0817	14x1,5	3/8	24	37	17	22
8	A707071/0821	14x1,5	1/2	26	43	19	27
10	A707071/1013	16x1,5	1/4	22	37	15	19
10	A707071/1017	16x1,5	3/8	24.5	37	17,5	22
12	A707071/1213	18x1,5	1/4	24	35	17	19
12	A707071/1217	18x1,5	3/8	24	37	17	22
12	A707071/1221	18x1,5	1/2	27	50	20	27
12	A707071/1226	18x1,5	3/4	32	51.5	25	36
15	A707071/1513	22x1,5	1/4	28	43	21	19
15	A707071/1517	22x1,5	3/8	28	43.5	21	22
15	A707071/1521	22x1,5	1/2	28	50	21	27
15	A707071/1526	22x1,5	3/4	35	55	28	36
18	A707071/1813	26x1,5	1/4	31	49	23,5	19
18	A707071/1821	26x1,5	1/2	31	55	23,5	27
18	A707071/1826	26x1,5	3/4	35	55	27,5	36
22	A707071/2221	30x2	1/2	35	51	27,5	27
22	A707071/2226	30x2	3/4	35	55	27,5	36
22	A707071/2233	30x2	1"	38	55	30,5	41
28	A707071/2833	36x2	1"	38	59.5	30,5	41
28	A707071/2842	36x2	1" 1/4	43	62	35,5	50
35	A707071/3533	45x2	1"	45	62	34,5	41
35	A707071/3542	45x2	1" 1/4	45	62	34,5	50
42	A707071/4248	52x2	1" 1/2	51	66	40	55



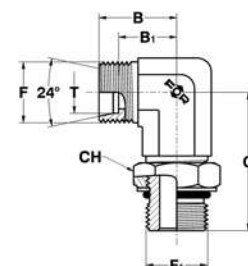
T	RIFERIMENTO REFERENCE	F	F ₁	B	C	B ₁	CH
MM.		METRICO METRIC	GAS CIL./JIS				
6	A707576/0613	14x1,5	1/4	23	37	16	19
6	A707576/0617	14x1,5	3/8	25	37	18	22
8	A707576/0813	16x1,5	1/4	24	37	17	19
10	A707576/1017	18x1,5	3/8	25	37	17,5	22
12	A707576/1217	20x1,5	3/8	29	40,5	21,5	22
12	A707576/1221	20x1,5	1/2	29	50	21,5	27
12	A707576/1226	20x1,5	3/4	31	51,5	23,5	36
14	A707576/1421	22x1,5	1/2	30	50	22	27
16	A707576/1617	24x1,5	3/8	33	46,5	24,5	22
16	A707576/1621	24x1,5	1/2	33	50	24,5	27
16	A707576/1626	24x1,5	3/4	33,5	51,5	25	36
20	A707576/2021	30x2	1/2	37	51	26,5	27
20	A707576/2026	30x2	3/4	37	55	26,5	36
20	A707576/2033	30x2	1"	42	59,5	31,5	41
25	A707576/2526	36x2	3/4	42	58	30	36
25	A707576/2533	36x2	1"	42	59,5	30	41
30	A707576/3033	42x2	1"	50	60	36,5	41
30	A707576/3042	42x2	1" 1/4	49	62	35,5	50
38	A707576/3848	52x2	1" 1/2	57	66	41	55

707576

SERIE PESANTE (S) / HEAVY SERIES

Terminale orientabile 90°
DIN serie S - GAS cil. (JIS)
con O.R. per sedi JIS 2351
90° (ADJ) elbow male
DIN S series - male JIS
with O.R. JIS 2351 ports

SEDI PAG.31 / PORTS PAG.31



RACCORDI A 24° DIN 3861

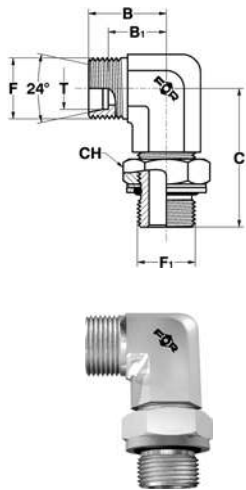
24° CONNECTORS DIN 3861

707059

SERIE LEGGERA (L) / LIGHT SERIES

Terminale orientabile 90°
DIN serie L - Metrico cil.
con O.R. e rondella
per sedi ISO 9974
90° (AD) elbow male
DIN L series - male Metric
with O.R. and retaining ring
ISO 9974 ports

SEDI PAG.32 / PORTS PAG.32



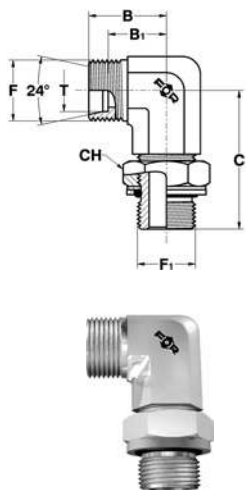
T	RIFERIMENTO REFERENCE	F	F ₁	B	C	B ₁	CH
MM.		METRICO METRIC	METRICO METRIC				
6	A707059/0610	12x1,5	10x1	19	32,5	12	14
8	A707059/0812	14x1,5	12x1,5	21	37	14	17
10	A707059/1014	16x1,5	14x1,5	22	37	15	19
12	A707059/1214	18x1,5	14x1,5	24	37	17	19
12	A707059/1216	18x1,5	16x1,5	24	37	17	22
15	A707059/1518	22x1,5	18x1,5	28	50	21	24
18	A707059/1822	26x1,5	22x1,5	31	55	23,5	27
22	A707059/2226	30x2	26x1,5	35	55	27,5	36
28	A707059/2833	36x2	33x2	38	59,5	30,5	41
35	A707059/3542	45x2	42x2	45	62	34,5	50
42	A707059/4248	52x2	48x2	51	66	40	55
8	SA707059/0810	14x1,5	10x1	22,5	32,5	15,5	14
8	SA707059/0814	14x1,5	14x1,5	22	37	15	19
8	SA707059/0818	14x1,5	18x1,5	26	50	19	24
10	SA707059/1018	16x1,5	18x1,5	27	50	20	24
10	SA707059/1020	16x1,5	20x1,5	25	40	18	27
12	SA707059/1218	18x1,5	18x1,5	27	46	20	24
15	SA707059/1522	22x1,5	22x1,5	30	55	23	27
15	SA707059/1526	22x1,5	26x1,5	33	50	26	36
18	SA707059/1826	26x1,5	26x1,5	33	50	25,5	36
22	SA707059/2227	30x2	27x2	35	55	27,5	32

707554

SERIE PESANTE (S) / HEAVY SERIES

Terminale orientabile 90°
DIN serie S - Metrico cil.
con O.R. e rondella
per sedi ISO 9974
90° (AD) elbow male
DIN S series - male Metric
with O.R. and retaining ring
ISO 9974 ports

SEDI PAG.32 / PORTS PAG.32



T	RIFERIMENTO REFERENCE	F	F ₁	B	C	B ₁	CH
MM.		METRICO METRIC	METRICO METRIC				
6	A707554/0612	14x1,5	12x1,5	23	37	16	17
8	A707554/0814	16x1,5	14x1,5	24	37	17	19
10	A707554/1016	18x1,5	16x1,5	25	37	17,5	22
12	A707554/1218	20x1,5	18x1,5	29	39	21,5	24
14	A707554/1420	22x1,5	20x1,5	30	50	22	27
16	A707554/1622	24x1,5	22x1,5	33	50	24,5	27
20	A707554/2027	30x2	27x2	37	55	26,5	32
25	A707554/2533	36x2	33x2	42	59,5	30	41
30	A707554/3042	42x2	42x2	49	62	35,5	50
38	A707554/3848	52x2	48x2	57	66	41	55
6	SA707554/0618	14x1,5	18x1,5	29	40,5	22	24
8	SA707554/0818	16x1,5	18x1,5	29	39	22	24
12	SA707554/1216	20x1,5	16x1,5	29	39,5	21,5	22
12	SA707554/1222	20x1,5	22x1,5	31	50	23,5	27
16	SA707554/1618	24x1,5	18x1,5	33	48,5	24,5	24
16	SA707554/1626	24x1,5	26x1,5	35	51,5	26,5	36
16	SA707554/1627	24x1,5	27x2	35	51,5	26,5	32
25	SA707554/2527	36x2	27x2	42	58,5	30	32



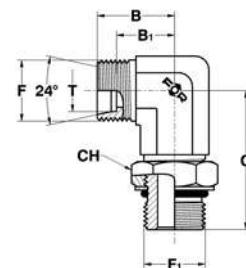
T	RIFERIMENTO REFERENCE	F	F ₁	B	C	B ₁	CH
MM.		METRICO METRIC	METRICO METRIC				
6	A707048/0610	12x1,5	10x1	19	32,5	12	14
8	A707048/0812	14x1,5	12x1,5	21	37	14	17
10	A707048/1014	16x1,5	14x1,5	22	37	15	19
12	A707048/1214	18x1,5	14x1,5	24	37	17	19
12	A707048/1216	18x1,5	16x1,5	24	37	17	22
15	A707048/1518	22x1,5	18x1,5	28	50	21	24
18	A707048/1822	26x1,5	22x1,5	31	55	23,5	27
22	A707048/2227	30x2	27x2	35	55	27,5	32
28	A707048/2833	36x2	33x2	38	59,5	30,5	41
35	A707048/3542	45x2	42x2	45	62	34,5	50
42	A707048/4248	52x2	48x2	51	66	40	55
8	SA707048/0810	14x1,5	10x1	22,5	32,5	15,5	14
8	SA707048/0814	14x1,5	14x1,5	22	37	15	19
8	SA707048/0818	14x1,5	18x1,5	26	50	19	24
10	SA707048/1018	16x1,5	18x1,5	27	50	20	24
10	SA707048/1020	16x1,5	20x1,5	25	40	18	27
12	SA707048/1218	18x1,5	18x1,5	27	46	20	24
15	SA707048/1522	22x1,5	22x1,5	30	55	23	27
28	SA707048/2842	36x2	42x2	43	62	35,5	50

707048

SERIE LEGGERA (L) / LIGHT SERIES

Terminale orientabile 90°
DIN serie L - Metrico cil.
con O.R. per sedi ISO 6149
90° (ADJ) elbow male
DIN L series - male Metric
with O.R. ISO 6149 ports

SEDI PAG.30 / PORTS PAG.30



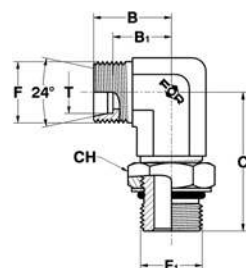
T	RIFERIMENTO REFERENCE	F	F ₁	B	C	B ₁	CH
MM.		METRICO METRIC	METRICO METRIC				
6	A707543/0612	14x1,5	12x1,5	23	37	16	17
8	A707543/0814	16x1,5	14x1,5	24	37	17	19
10	A707543/1016	18x1,5	16x1,5	25	37	17,5	22
12	A707543/1218	20x1,5	18x1,5	29	39	21,5	24
14	A707543/1420	22x1,5	20x1,5	30	50	22	27
16	A707543/1622	24x1,5	22x1,5	33	50	24,5	27
20	A707543/2027	30x2	27x2	37	55	26,5	32
25	A707543/2533	36x2	33x2	42	59,5	30	41
30	A707543/3042	42x2	42x2	49	62	35,5	50
38	A707543/3848	52x2	48x2	57	66	41	55
6	SA707543/0618	14x1,5	18x1,5	29	40,5	22	24
8	SA707543/0818	16x1,5	18x1,5	29	39	22	24
12	SA707543/1216	20x1,5	16x1,5	29	39,5	21,5	22
12	SA707543/1222	20x1,5	22x1,5	31	50	23,5	27
16	SA707543/1618	24x1,5	18x1,5	33	48,5	24,5	24
16	SA707543/1627	24x1,5	27x2	35	51,5	26,5	32
25	SA707543/2527	36x2	27x2	42	58,5	30	32

707543

SERIE PESANTE (S) / HEAVY SERIES

Terminale orientabile 90°
DIN serie S - Metrico cil.
con O.R. per sedi ISO 6149
90° (ADJ) elbow male
DIN S series - male Metric
with O.R. ISO 6149 ports

SEDI PAG.30 / PORTS PAG.30



RACCORDI A 24° DIN 3861

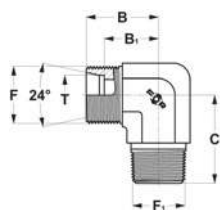
24° CONNECTORS DIN 3861

707082

SERIE LEGGERA (L) / LIGHT SERIES

Giunzione 90° maschio
DIN serie L - GAS conico (BSPT)
per sedi ISO 7
90° Elbow male
DIN L series - male BSPT
taper ISO 7 ports

SEDI PAG.35 / PORTS PAG.35



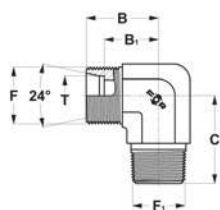
T	RIFERIMENTO REFERENCE	F	F ₁	B	C	B ₁
MM.		METRICO METRIC	GAS CON.BSPT			
6	A707082/0610	12x1,5	1/8	19,5	20	12,5
6	A707082/0613	12x1,5	1/4	21	26	14
8	A707082/0810	14x1,5	1/8	21	25	14
8	A707082/0813	14x1,5	1/4	21	26	14
8	A707082/0817	14x1,5	3/8	24	28	17
10	A707082/1013	16x1,5	1/4	23	27	16
10	A707082/1017	16x1,5	3/8	24	27,5	17
10	A707082/1021	16x1,5	1/2	28	34	21
12	A707082/1213	18x1,5	1/4	24	27	17
12	A707082/1217	18x1,5	3/8	24	28	17
12	A707082/1221	18x1,5	1/2	28	34	21
15	A707082/1521	22x1,5	1/2	28	34	21
18	A707082/1821	26x1,5	1/2	31	34	23,5
18	A707082/1826	26x1,5	3/4	31	40	23,5
22	A707082/2226	30x2	3/4	35	42	27,5
28	A707082/2833	36x2	1"	38	50	30,5
35	A707082/3542	45x2	1" 1/4	45	54	34,5
42	A707082/4248	52x2	1" 1/2	51	61	40

707587

SERIE PESANTE (S) / HEAVY SERIES

Giunzione 90° maschio
DIN serie S - GAS conico (BSPT)
per sedi ISO 7
90° Elbow male
DIN S series - male BSPT
taper ISO 7 ports

SEDI PAG.35 / PORTS PAG.35



T	RIFERIMENTO REFERENCE	F	F ₁	B	C	B ₁
MM.		METRICO METRIC	GAS CON.BSPT			
6	A707587/0613	14x1,5	1/4	23	26	16
6	A707587/0617	14x1,5	3/8	25	28	18
8	A707587/0813	16x1,5	1/4	24,5	27	17,5
8	A707587/0817	16x1,5	3/8	25	28	18
10	A707587/1013	18x1,5	1/4	25	28	17,5
10	A707587/1017	18x1,5	3/8	25	28	17,5
10	A707587/1021	18x1,5	1/2	30	32	22,5
12	A707587/1217	20x1,5	3/8	29	28	21,5
12	A707587/1221	20x1,5	1/2	30	32	22,5
14	A707587/1417	22x1,5	3/8	30	30	22
14	A707587/1421	22x1,5	1/2	30	32	22
16	A707587/1621	24x1,5	1/2	33	32	24,5
20	A707587/2026	30x2	3/4	37	42	26,5
25	A707587/2526	36x2	3/4	42	46	30
25	A707587/2533	36x2	1"	43	50	31
30	A707587/3042	42x2	1" 1/4	49	52	35,5
38	A707587/3848	52x2	1" 1/2	57	61	41



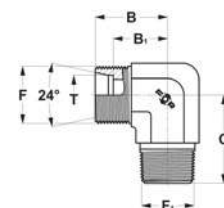
T	RIFERIMENTO REFERENCE	F	F ₁	B	C	B ₁
MM.		METRICO METRIC	NPTF			
6	A707093/0610	12x1,5	1/8	19,5	20	12,5
6	A707093/0613	12x1,5	1/4	21	26	14
6	A707093/0617	12x1,5	3/8	25	28	18
8	A707093/0810	14x1,5	1/8	21	26	14
8	A707093/0813	14x1,5	1/4	21	26	14
10	A707093/1013	16x1,5	1/4	23	27	16
10	A707093/1017	16x1,5	3/8	24	28	17
12	A707093/1213	18x1,5	1/4	24	28	17
12	A707093/1217	18x1,5	3/8	24	28	17
12	A707093/1221	18x1,5	1/2	28	34	21
15	A707093/1521	22x1,5	1/2	28	34	21
18	A707093/1821	26x1,5	1/2	31	36	23,5
22	A707093/2226	30x2	3/4	35	42	27,5
28	A707093/2833	36x2	1"	38	48	30,5
35	A707093/3542	45x2	1" 1/4	45	54	34,5
42	A707093/4248	52x2	1" 1/2	51	61	40

707093

SERIE LEGGERA (L) / LIGHT SERIES

Giunzione 90° maschio
DIN serie L - NPTF
per sedi SAE 476
90° Elbow male
DIN L series - male NPTF
taper SAE 476 ports

SEDI PAG.35 / PORTS PAG.35



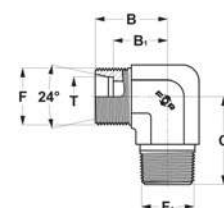
T	RIFERIMENTO REFERENCE	F	F ₁	B	C	B ₁
MM.		METRICO METRIC	NPTF			
6	A707598/0613	14x1,5	1/4	23	26	16
8	A707598/0813	16x1,5	1/4	24	27	17
8	A707598/0817	16x1,5	3/8	25	28	18
8	A707598/0821	16x1,5	1/2	30	34	23
10	A707598/1013	18x1,5	1/4	25	28	17,5
10	A707598/1017	18x1,5	3/8	25	28	17,5
12	A707598/1213	20x1,5	1/4	29	29	21,5
12	A707598/1217	20x1,5	3/8	29	28	21,5
12	A707598/1221	20x1,5	1/2	30	34	22,5
14	A707598/1421	22x1,5	1/2	30	34	22
16	A707598/1621	24x1,5	1/2	33	36	24,5
20	A707598/2026	30x2	3/4	37	42	26,5
25	A707598/2533	36x2	1"	42	48	32
30	A707598/3042	42x2	1" 1/4	49	54	35,5
38	A707598/3848	52x2	1" 1/2	57	61	41

707598

SERIE PESANTE (S) / HEAVY SERIES

Giunzione 90° maschio
DIN serie S - NPTF
per sedi SAE 476
90° Elbow male
DIN S series - male NPTF
taper SAE 476 ports

SEDI PAG.35 / PORTS PAG.35



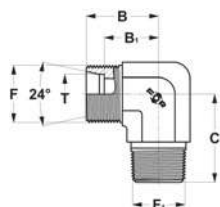
RACCORDI A 24° DIN 3861

24° CONNECTORS DIN 3861

707181

SERIE LEGGERA (L) / LIGHT SERIES

Giunzione 90° maschio
 DIN serie L - Metrico conico
 90° Elbow male
 DIN L series - male metric
 taper end

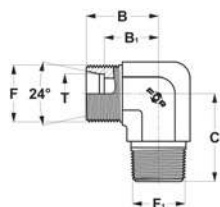


T	RIFERIMENTO REFERENCE	F	F ₁	B	C	B ₁
MM.		METRICO METRIC	METR.CON.			
6	A707181/0610	12x1,5	10x1	19,5	20	12,5
8	A707181/0812	14x1,5	12x1,5	21	26	14
10	A707181/1014	16x1,5	14x1,5	22	27	15
12	A707181/1216	18x1,5	16x1,5	24	28	17
15	A707181/1518	22x1,5	18x1,5	28	32	21
18	A707181/1822	26x1,5	22x1,5	31	36	23,5

707686

SERIE PESANTE (S) / HEAVY SERIES

Giunzione 90° maschio
 DIN serie S - Metrico conico
 90° Elbow male
 DIN S series - male metric
 taper end



T	RIFERIMENTO REFERENCE	F	F ₁	B	C	B ₁
MM.		METRICO METRIC	METR.CON.			
6	A707686/0612	14x1,5	12x1,5	23	26	16
8	A707686/0814	16x1,5	14x1,5	24	27	17
10	A707686/1016	18x1,5	16x1,5	25	28	17,5
12	A707686/1218	20x1,5	18x1,5	29	28	21,5
14	A707686/1420	22x1,5	20x1,5	30	32	22
16	A707686/1622	24x1,5	22x1,5	33	32	24,5

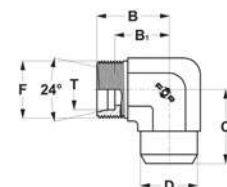


T	RIFERIMENTO REFERENCE	F	D	B	C	B ₁
MM.		METRICO METRIC				
6	X707213/0610	12x1,5	10	19,5	19	12,5
8	X707213/0812	14x1,5	12	21	23	14
10	X707213/1014	16x1,5	14	22	24	15
12	X707213/1216	18x1,5	16	24	25	17
15	X707213/1519	22x1,5	19	28	30	21
18	X707213/1822	26x1,5	22	31	33	23,5
22	X707213/2227	30x2	27	35	37	27,5
28	X707213/2832	36x2	32	38	42	30,5
35	X707213/3540	45x2	40	45	49	34,5
42	X707213/4246	52x2	46	51	57	40

707213

SERIE LEGGERA (L) / LIGHT SERIES

Giunzione 90° maschio
DIN serie L - Saldatura di testa
90° Elbow male
DIN L series with
welding end

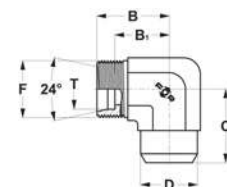


T	RIFERIMENTO REFERENCE	F	D	B	C	B ₁
MM.		METRICO METRIC				
6	X707718/0611	14x1,5	11	23	23	16
8	X707718/0813	16x1,5	13	24	24	17
10	X707718/1015	18x1,5	15	25	25	17,5
12	X707718/1217	20x1,5	17	29	29	21,5
14	X707718/1419	22x1,5	19	30	30	22
16	X707718/1621	24x1,5	21	33	33	24,5
20	X707718/2026	30x2	26	37	37	26,5
25	X707718/2531	36x2	31	42	42	30
30	X707718/3036	42x2	36	49	49	35,5
38	X707718/3844	52x2	44	57	57	41

707718

SERIE PESANTE (S) / HEAVY SERIES

Giunzione 90° maschio
DIN serie S - Saldatura di testa
90° Elbow male
DIN S series
with welding end



RACCORDI A 24° DIN 3861

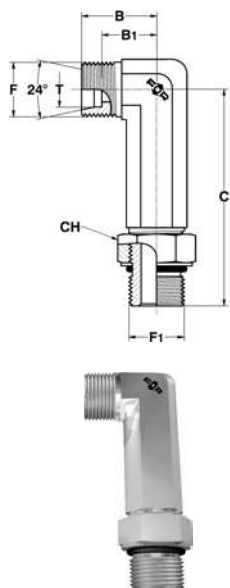
24° CONNECTORS DIN 3861

710002

SERIE LEGGERA (L) / LIGHT SERIES

Prolunga orientabile 90°
DIN serie L - SAE UNF-UN
per sedi ISO 11926
90° (ADJ) long elbow male
DIN L series - male SAE UNF-UN
with O.R. ISO 11926 ports

SEDI PAG.30 / PORTS PAG.30



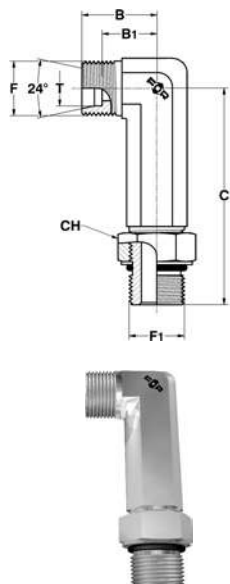
T	RIFERIMENTO REFERENCE	F	F ₁	B	C	B ₁	CH
MM.		METRICO METRIC	UNF-UN				
6	A710002/0611	12x1,5	7/16-20	19	57	12	14
8	A710002/0814	14x1,5	9/16-18	21	64	14	19
10	A710002/1014	16x1,5	9/16-18	22	67	15	19
12	A710002/1219	18x1,5	3/4-16	24	73	17	22
15	A710002/1522	22x1,5	7/8-14	28	87	21	27
18	A710002/1827	26x1,5	1"1/16-12	31	102	23,5	32
22	A710002/2227	30x2	1"1/16-12	35	102	27,5	32
28	A710002/2833	36x2	1"5/16-12	38	120	30,5	38
35	A710002/3541	45x2	1"5/8-12	45	130	34,5	50
42	A710002/4248	52x2	1"7/8-12	51	142	40	55

710507

SERIE PESANTE (S) / HEAVY SERIES

Prolunga orientabile 90°
DIN serie S - SAE UNF-UN
per sedi ISO 11926
90° (ADJ) long elbow male
DIN S series - male SAE UNF-UN
with O.R. ISO 11926 ports

SEDI PAG.30 / PORTS PAG.30



T	RIFERIMENTO REFERENCE	F	F ₁	B	C	B ₁	CH
MM.		METRICO METRIC	UNF-UN				
6	A710507/0611	14x1,5	7/16-20	23	57	16	16
8	A710507/0814	16x1,5	9/16-18	24	64	17	19
10	A710507/1014	18x1,5	9/16-18	25	67	17,5	19
12	A710507/1219	20x1,5	3/4-16	29	73	21,5	24
14	A710507/1422	22x1,5	7/8-14	30	87	22	27
16	A710507/1622	24x1,5	7/8-14	33	92	24,5	27
20	A710507/2027	30x2	1"1/16-12	37	102	26,5	35
25	A710507/2533	36x2	1"5/16-12	42	120	30	41
30	A710507/3041	42x2	1"5/8-12	49	130	35,5	50
38	A710507/3848	52x2	1"7/8-12	57	142	41	55



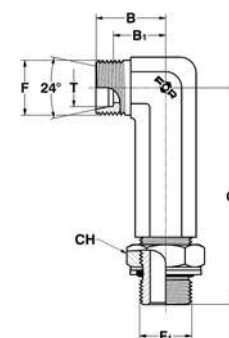
T	RIFERIMENTO REFERENCE	F	F₁	B	C	B₁	CH
MM.		METRICO METRIC	GAS CIL.BSPP				
6	A710024/0610	12x1,5	1/8	19	57	12	14
8	A710024/0813	14x1,5	1/4	21	64	14	19
10	A710024/1013	16x1,5	1/4	22	67	15	19
12	A710024/1217	18x1,5	3/8	24	70	17	24
15	A710024/1521	22x1,5	1/2	28	87	21	27
18	A710024/1821	26x1,5	1/2	31	102	23,5	27
22	A710024/2226	30x2	3/4	35	102	27,5	36
28	A710024/2833	36x2	1"	38	120	30,5	41
35	A710024/3542	45x2	1" 1/4	45	130	34,5	50
42	A710024/4248	52x2	1" 1/2	51	142	40	60

710024

SERIE LEGGERA (L) / LIGHT SERIES

Prolunga orientabile 90°
DIN serie L - GAS cil. (BSPP) con O.R.
e rondella per sedi ISO 1179
90° (ADJ) long elbow male
DIN L series - male BSPP with O.R.
and retaining ring ISO 1179 ports

SEDI PAG.32 / PORTS PAG.32



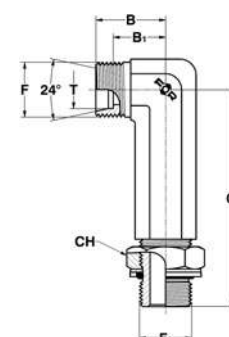
T	RIFERIMENTO REFERENCE	F	F₁	B	C	B₁	CH
MM.		METRICO METRIC	GAS CIL.BSPP				
6	A710529/0613	14x1,5	1/4	23	61	16	19
8	A710529/0813	16x1,5	1/4	24	64	17	19
10	A710529/1017	18x1,5	3/8	25	67	17,5	24
12	A710529/1217	20x1,5	3/8	29	73	21,5	24
14	A710529/1421	22x1,5	1/2	30	87	22	27
16	A710529/1621	24x1,5	1/2	33	92	24,5	27
20	A710529/2026	30x2	3/4	37	102	26,5	36
25	A710529/2533	36x2	1"	42	120	30	41
30	A710529/3042	42x2	1" 1/4	49	130	35,5	50
38	A710529/3848	52x2	1" 1/2	57	142	41	60
12	SA710529/1221	20x1,5	1/2	29	87	21,5	27
14	SA710529/1417	22x1,5	3/8	30	84	22	24
16	SA710529/1626	24x1,5	3/4	35	102	26,5	36

710529

SERIE PESANTE (S) / HEAVY SERIES

Prolunga orientabile 90°
DIN serie S - GAS cil. (BSPP) con O.R.
e rondella per sedi ISO 1179
90° (ADJ) long elbow male
DIN S series - male BSPP with O.R.
and retaining ring ISO 1179 ports

SEDI PAG.32 / PORTS PAG.32



RACCORDI A 24° DIN 3861

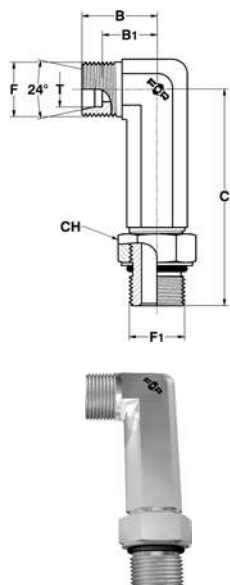
24° CONNECTORS DIN 3861

710057

SERIE LEGGERA (L) / LIGHT SERIES

Prolunga orientabile 90°
DIN serie L - GAS cil. (JIS)
con O.R. per sedi JIS 2351
90° (ADJ) long elbow male
DIN L series - male JIS
with O.R. JIS 2351 ports

SEDI PAG.31 / PORTS PAG.31



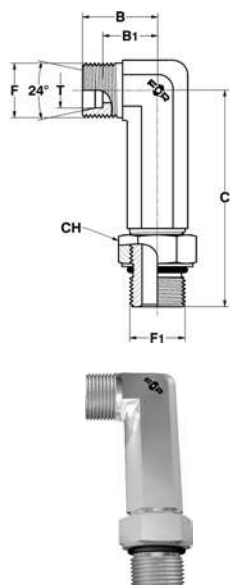
T	RIFERIMENTO REFERENCE	F	F ₁	B	C	B ₁	CH
MM.		METRICO METRIC	GAS CIL.JIS				
6	A710057/0610	12x1,5	1/8	19	57	12	14
8	A710057/0813	14x1,5	1/4	21	64	14	19
10	A710057/1013	16x1,5	1/4	22	67	15	19
12	A710057/1217	18x1,5	3/8	24	70	17	22
15	A710057/1521	22x1,5	1/2	28	87	21	27
18	A710057/1821	26x1,5	1/2	31	102	23,5	27
22	A710057/2226	30x2	3/4	35	102	27,5	36
28	A710057/2833	36x2	1"	38	120	30,5	41
35	A710057/3542	45x2	1" 1/4	45	130	34,5	50
42	A710057/4248	52x2	1" 1/2	51	142	40	55

710552

SERIE PESANTE (S) / HEAVY SERIES

Prolunga orientabile 90°
DIN serie S - GAS cil. (JIS)
con O.R. per sedi JIS 2351
90° (ADJ) long elbow male
DIN S series - male JIS
with O.R. JIS 2351 ports

SEDI PAG.31 / PORTS PAG.31



T	RIFERIMENTO REFERENCE	F	F ₁	B	C	B ₁	CH
MM.		METRICO METRIC	GAS CIL.JIS				
6	A710552/0613	14x1,5	1/4	23	61	16	19
8	A710552/0813	16x1,5	1/4	24	64	17	19
10	A710552/1017	18x1,5	3/8	25	67	17,5	22
12	A710552/1217	20x1,5	3/8	29	73	21,5	22
12	A710552/1221	20x1,5	1/2	29	87	21,5	27
14	A710552/1421	22x1,5	1/2	30	87	22	27
16	A710552/1621	24x1,5	1/2	33	92	24,5	27
16	A710552/1626	24x1,5	3/4	35	102	26,5	36
20	A710552/2026	30x2	3/4	37	102	26,5	36
25	A710552/2533	36x2	1"	42	120	30	41
30	A710552/3042	42x2	1" 1/4	49	130	35,5	50
38	A710552/3848	52x2	1" 1/2	57	142	41	55



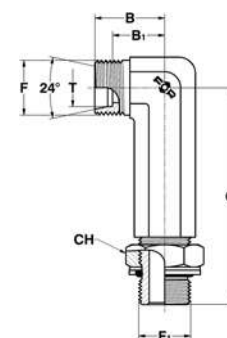
T	RIFERIMENTO REFERENCE	F	F ₁	B	C	B ₁	CH
MM.		METRICO METRIC	METRICO METRIC				
6	A710046/0610	12x1,5	10x1	19	57	12	14
8	A710046/0812	14x1,5	12x1,5	21	64	14	17
10	A710046/1014	16x1,5	14x1,5	22	67	15	19
12	A710046/1216	18x1,5	16x1,5	24	73	17	22
15	A710046/1518	22x1,5	18x1,5	28	87	21	24
18	A710046/1822	26x1,5	22x1,5	31	102	23,5	27
22	A710046/2226	30x2	26x1,5	35	102	27,5	36
28	A710046/2833	36x2	33x2	38	120	30,5	41
35	A710046/3542	45x2	42x2	45	130	34,5	50
42	A710046/4248	52x2	48x2	51	142	40	55
12	SA710046/1218	18x1,5	18x1,5	27	87	20	24

710046

SERIE LEGGERA (L) / LIGHT SERIES

Prolunga orientabile 90°
DIN serie L - Metrico cil.
con O.R. e rondella per sedi ISO 9974
90° (ADJ) long elbow male
DIN L series - male Metric with O.R.
and retaining ring ISO 9974 ports

SEDI PAG.32 / PORTS PAG.32



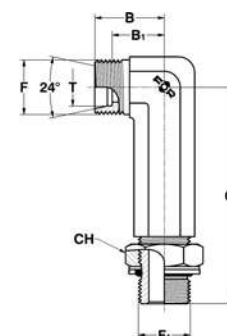
T	RIFERIMENTO REFERENCE	F	F ₁	B	C	B ₁	CH
MM.		METRICO METRIC	METRICO METRIC				
6	A710541/0612	14x1,5	12x1,5	23	61	16	17
8	A710541/0814	16x1,5	14x1,5	24	64	17	19
10	A710541/1016	18x1,5	16x1,5	25	67	17,5	22
12	A710541/1218	20x1,5	18x1,5	29	73	21,5	24
14	A710541/1420	22x1,5	20x1,5	30	87	22	27
16	A710541/1622	24x1,5	22x1,5	33	102	24,5	27
20	A710541/2027	30x2	27x2	37	102	26,5	32
25	A710541/2533	36x2	33x2	42	120	30	41
30	A710541/3042	42x2	42x2	49	130	35,5	50
38	A710541/3848	52x2	48x2	57	142	41	55

710541

SERIE PESANTE (S) / HEAVY SERIES

Prolunga orientabile 90°
DIN serie S - Metrico cil.
con O.R. e rondella per sedi ISO 9974
90° (ADJ) long elbow male
DIN S series - male Metric with O.R.
and retaining ring ISO 9974 ports

SEDI PAG.32 / PORTS PAG.32



RACCORDI A 24° DIN 3861

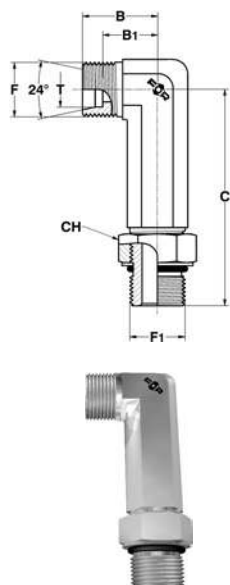
24° CONNECTORS DIN 3861

710035

SERIE LEGGERA (L) / LIGHT SERIES

Prolunga orientabile 90°
DIN serie L - Metrico cil.
con O.R. per sedi ISO 6149
90° (ADJ) long elbow male
DIN L series - male Metric
with O.R. ISO 6149 ports

SEDI PAG.30 / PORTS PAG.30



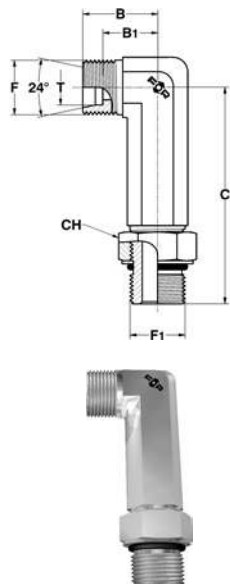
T	RIFERIMENTO REFERENCE	F	F ₁	B	C	B ₁	CH
MM.		METRICO METRIC	METRICO METRIC				
6	A710035/0610	12x1,5	10x1	19	57	12	14
8	A710035/0812	14x1,5	12x1,5	21	64	14	17
10	A710035/1014	16x1,5	14x1,5	22	67	15	19
12	A710035/1216	18x1,5	16x1,5	24	73	17	22
15	A710035/1518	22x1,5	18x1,5	28	87	21	24
18	A710035/1822	26x1,5	22x1,5	31	102	23,5	27
22	A710035/2227	30x2	27x2	35	102	27,5	32
28	A710035/2833	36x2	33x2	38	120	30,5	41
35	A710035/3542	45x2	42x2	45	130	34,5	50
42	A710035/4248	52x2	48x2	51	142	40	55
12	SA710035/1218	18x1,5	18x1,5	27	87	20	24

710530

SERIE PESANTE (S) / HEAVY SERIES

Prolunga orientabile 90°
DIN serie S - Metrico cil.
con O.R. per sedi ISO 6149
90° (ADJ) long elbow male
DIN S series - male Metric
with O.R. ISO 6149 ports

SEDI PAG.30 / PORTS PAG.30



T	RIFERIMENTO REFERENCE	F	F ₁	B	C	B ₁	CH
MM.		METRICO METRIC	METRICO METRIC				
6	A710530/0612	14x1,5	12x1,5	23	61	16	17
8	A710530/0814	16x1,5	14x1,5	24	64	17	19
10	A710530/1016	18x1,5	16x1,5	25	67	17,5	22
12	A710530/1218	20x1,5	18x1,5	29	73	21,5	24
14	A710530/1420	22x1,5	20x1,5	30	87	22	27
16	A710530/1622	24x1,5	22x1,5	33	102	24,5	27
20	A710530/2027	30x2	27x2	37	102	26,5	32
25	A710530/2533	36x2	33x2	42	120	30	41
30	A710530/3042	42x2	42x2	49	130	35,5	50
38	A710530/3848	52x2	48x2	57	142	41	55

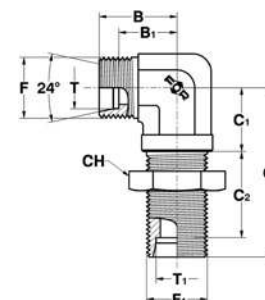


T	T ₁	RIFERIMENTO REFERENCE	F	F ₁	B	C	B ₁	C ₁	C ₂	CH
MM.	MM.		METRICO METRIC	METRICO METRIC						
6	6	A708006/06	12x1,5	12x1,5	19	48	12	14	27	17
8	8	A708006/08	14x1,5	14x1,5	21	51	14	17	27	19
10	10	A708006/10	16x1,5	16x1,5	22	53	15	18	28	22
12	12	A708006/12	18x1,5	18x1,5	24	56	17	20	29	24
15	15	A708006/15	22x1,5	22x1,5	28	61	21	23	31	30
18	18	A708006/18	26x1,5	26x1,5	31	64	23,5	24	32,5	36
22	22	A708006/22	30x2	30x2	35	72	27,5	30	34,5	41
28	28	A708006/28	36x2	36x2	38	77	30,5	34	35,5	46
35	35	A708006/35	45x2	45x2	45	86	34,5	39	36,5	55
42	42	A708006/42	52x2	52x2	51	90	40	43	36	65

708006

SERIE LEGGERA (L) / LIGHT SERIES

Giunzione 90° passaparatia
DIN - DIN serie L
90° bulkhead elbow
male DIN L series

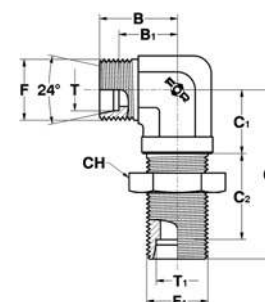


T	T ₁	RIFERIMENTO REFERENCE	F	F ₁	B	C	B ₁	C ₁	C ₂	CH
MM.	MM.		METRICO METRIC	METRICO METRIC						
6	6	A708501/06	14x1,5	14x1,5	23	53	16	17	29	19
8	8	A708501/08	16x1,5	16x1,5	24	54	17	18	29	22
10	10	A708501/10	18x1,5	18x1,5	25	57	17,5	20	29,5	24
12	12	A708501/12	20x1,5	20x1,5	29	59	21,5	21	30,5	27
14	14	A708501/14	22x1,5	22x1,5	30	61	22	23	32	30
16	16	A708501/16	24x1,5	24x1,5	33	64	24,5	24	31,5	32
20	20	A708501/20	30x2	30x2	37	74	26,5	30	33,5	41
25	25	A708501/25	36x2	36x2	42	81	30	34	35	46
30	30	A708501/30	42x2	42x2	49	90	35,5	39	37,5	50
38	38	A708501/38	52x2	52x2	57	96	41	43	37	65

708501

SERIE PESANTE (S) / HEAVY SERIES

Giunzione 90° passaparatia
DIN - DIN serie S
90° bulkhead elbow
male DIN S series



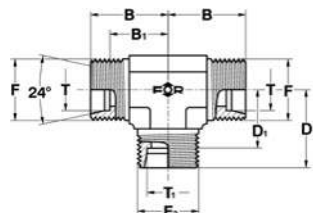
RACCORDI A 24° DIN 3861

24° CONNECTORS DIN 3861

711005

SERIE LEGGERA (L) / LIGHT SERIES

Giunzione a T maschi
DIN serie L
Union tee male
DIN L series



T	T ₁	RIFERIMENTO REFERENCE	F	F ₂	B	D	B ₁	D ₁
MM.	MM.		METRICO METRIC	METRICO METRIC				
6	6	A711005/06	12x1,5	12x1,5	19	19	12	12
8	8	A711005/08	14x1,5	14x1,5	21	21	14	14
10	10	A711005/10	16x1,5	16x1,5	22	22	15	15
12	12	A711005/12	18x1,5	18x1,5	24	24	17	17
15	15	A711005/15	22x1,5	22x1,5	28	28	21	21
18	18	A711005/18	26x1,5	26x1,5	31	31	23,5	23,5
22	22	A711005/22	30x2	30x2	35	35	27,5	27,5
28	28	A711005/28	36x2	36x2	38	38	30,5	30,5
35	35	A711005/35	45x2	45x2	45	45	34,5	34,5
42	42	A711005/42	52x2	52x2	51	51	40	40
6	8	SA711005/060608	12x1,5	14x1,5	21	21	14	14
6	10	SA711005/060610	12x1,5	16x1,5	22	22	15	15
8	6	SA711005/080806	14x1,5	12x1,5	21	21	14	14
8	10	SA711005/080810	14x1,5	16x1,5	22	22	15	15
8	12	SA711005/080812	14x1,5	18x1,5	24	24	17	17
10	6	SA711005/101006	16x1,5	12x1,5	22	22	15	15
10	8	SA711005/101008	16x1,5	14x1,5	22	22	15	15
10	12	SA711005/101012	16x1,5	18x1,5	24	24	17	17
10	15	SA711005/101015	16x1,5	22x1,5	28	28	21	21
12	6	SA711005/121206	18x1,5	12x1,5	24	24	17	17
12	8	SA711005/121208	18x1,5	14x1,5	24	24	17	17
12	10	SA711005/121210	18x1,5	16x1,5	24	24	17	17
12	15	SA711005/121215	18x1,5	22x1,5	28	28	21	21
12	18	SA711005/121218	18x1,5	26x1,5	31	31	24	23,5
15	6	SA711005/151506	22x1,5	12x1,5	28	28	21	21
15	8	SA711005/151508	22x1,5	14x1,5	28	28	21	21
15	10	SA711005/151510	22x1,5	16x1,5	28	28	21	21
15	12	SA711005/151512	22x1,5	18x1,5	28	28	21	21
18	10	SA711005/181810	26x1,5	16x1,5	31	31	23,5	24
18	12	SA711005/181812	26x1,5	18x1,5	31	31	23,5	24
18	15	SA711005/181815	26x1,5	22x1,5	31	31	23,5	24
22	10	SA711005/222210	30x2	16x1,5	35	35	27,5	28
22	12	SA711005/222212	30x2	18x1,5	35	35	27,5	28
22	15	SA711005/222215	30x2	22x1,5	35	35	27,5	28
22	18	SA711005/222218	30x2	26x1,5	35	35	27,5	27,5
28	10	SA711005/282810	36x2	16x1,5	38	38	30,5	31
28	12	SA711005/282812	36x2	18x1,5	38	38	30,5	31
28	15	SA711005/282815	36x2	22x1,5	38	38	30,5	31
28	18	SA711005/282818	36x2	26x1,5	38	38	30,5	30,5
28	22	SA711005/282822	36x2	30x2	38	38	30,5	30,5

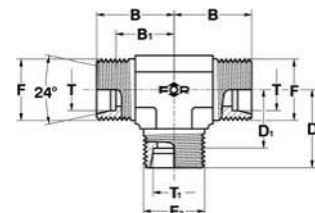


T	T₁	RIFERIMENTO REFERENCE	F	F₂	B	D	B₁	D₁
MM.	MM.		<small>METRICO METRIC</small>	<small>METRICO METRIC</small>				
6	6	A711500/06	14x1,5	14x1,5	23	23	16	16
8	8	A711500/08	16x1,5	16x1,5	24	24	17	17
10	10	A711500/10	18x1,5	18x1,5	25	25	17,5	17,5
12	12	A711500/12	20x1,5	20x1,5	29	29	21,5	21,5
14	14	A711500/14	22x1,5	22x1,5	30	30	22	22
16	16	A711500/16	24x1,5	24x1,5	33	33	24,5	24,5
20	20	A711500/20	30x2	30x2	37	37	26,5	26,5
25	25	A711500/25	36x2	36x2	42	42	30	30
30	30	A711500/30	42x2	42x2	49	49	35,5	35,5
38	38	A711500/38	52x2	52x2	57	57	41	41
8	10	SA711500/080810	16x1,5	18x1,5	25	25	18	17,5
10	6	SA711500/101006	18x1,5	14x1,5	25	25	17,5	18
12	8	SA711500/121208	20x1,5	16x1,5	29	29	21,5	22
12	10	SA711500/121210	20x1,5	18x1,5	29	29	21,5	21,5
12	16	SA711500/121216	20x1,5	24x1,5	33	33	25,5	24,5
16	6	SA711500/161606	24x1,5	14x1,5	33	33	24,5	26
16	8	SA711500/161608	24x1,5	16x1,5	33	33	24,5	26
16	10	SA711500/161610	24x1,5	18x1,5	33	33	24,5	25,5
16	12	SA711500/161612	24x1,5	20x1,5	33	33	24,5	25,5
16	20	SA711500/161620	24x1,5	30x2	37	37	28,5	26,5
20	10	SA711500/202010	30x2	18x1,5	37	37	26,5	29,5
20	12	SA711500/202012	30x2	20x1,5	37	37	26,5	29,5
20	16	SA711500/202016	30x2	24x1,5	37	37	26,5	28,5
20	25	SA711500/202025	30x2	36x2	42	42	31,5	30
25	16	SA711500/252516	36x2	24x1,5	42	42	30	33,5
25	20	SA711500/252520	36x2	30x2	42	42	30	31,5
25	30	SA711500/252530	36x2	42x2	49	49	37	35,5

711500

SERIE PESANTE (S) / HEAVY SERIES

Giunzione a "T" maschi
DIN serie S
Union tee male
DIN S series



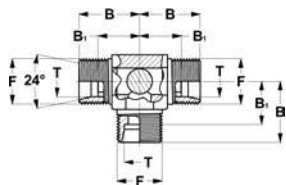
RACCORDI A 24° DIN 3861

24° CONNECTORS DIN 3861

711160

SERIE LEGGERA (L) / LIGHT SERIES

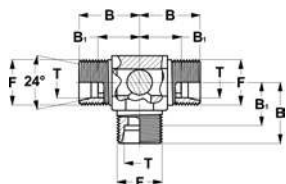
Giunzione a "T" maschi
 DIN serie L con sfera interna
 Union tee male
 DIN L series
 with shuttle valve



711665

SERIE PESANTE (S) / HEAVY SERIES

Giunzione a "T" maschi
 DIN serie S con sfera interna
 Union tee male
 DIN S series
 with shuttle valve



T	RIFERIMENTO REFERENCE	F	B	B ₁
MM.		METRICO METRIC		
6	A711160/06	12x1,5	19	12
8	A711160/08	14x1,5	21	14
10	A711160/10	16x1,5	22,5	15,5
12	A711160/12	18x1,5	24	17

T	RIFERIMENTO REFERENCE	F	B	B ₁
MM.		METRICO METRIC		
6	A711665/06	14x1,5	23	16
8	A711665/08	16x1,5	24	17
10	A711665/10	18x1,5	25	17,5
12	A711665/12	20x1,5	29	21,5

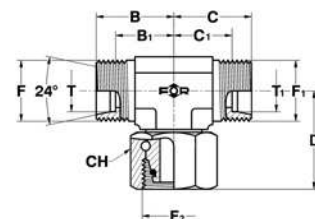


T	T ₁	RIFERIMENTO REFERENCE	F	F ₁	F ₂	B	C	D	B ₁	C ₁	CH
MM.	MM.		METRICO METRIC	METRICO METRIC	METRICO METRIC						
6	6	A711061/06	12x1,5	12x1,5	12x1,5	19	19	25,5	12	12	14
8	8	A711061/08	14x1,5	14x1,5	14x1,5	21	21	27,5	14	14	17
10	10	A711061/10	16x1,5	16x1,5	16x1,5	22	22	29	15	15	19
12	12	A711061/12	18x1,5	18x1,5	18x1,5	24	24	30	17	17	22
15	15	A711061/15	22x1,5	22x1,5	22x1,5	28	28	34	21	21	27
18	18	A711061/18	26x1,5	26x1,5	26x1,5	31	31	37,5	23,5	23,5	32
22	22	A711061/22	30x2	30x2	30x2	35	35	40,5	27,5	27,5	36
28	28	A711061/28	36x2	36x2	36x2	38	38	42,5	30,5	30,5	41
35	35	A711061/35	45x2	45x2	45x2	45	45	52	34,5	34,5	50
42	42	A711061/42	52x2	52x2	52x2	51	51	59	40	40	60

711061

SERIE LEGGERA (L) / LIGHT SERIES

Giunzione a "T" maschi
DIN - femmina DIN serie L
*Swivel branch tee
male - female DIN L series*

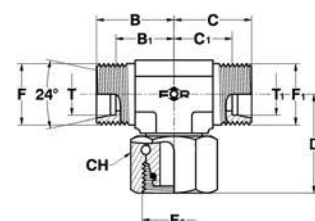


T	T ₁	RIFERIMENTO REFERENCE	F	F ₁	F ₂	B	C	D	B ₁	C ₁	CH
MM.	MM.		METRICO METRIC	METRICO METRIC	METRICO METRIC						
6	6	A711566/06	14x1,5	14x1,5	14x1,5	23	23	27,5	16	16	17
8	8	A711566/08	16x1,5	16x1,5	16x1,5	24	24	28	17	17	19
10	10	A711566/10	18x1,5	18x1,5	18x1,5	25	25	30,5	17,5	17,5	22
12	12	A711566/12	20x1,5	20x1,5	20x1,5	29	29	33	21,5	21,5	24
14	14	A711566/14	22x1,5	22x1,5	22x1,5	30	30	37,5	22	22	27
16	16	A711566/16	24x1,5	24x1,5	24x1,5	33	33	37,5	24,5	24,5	30
20	20	A711566/20	30x2	30x2	30x2	37	37	46	26,5	26,5	36
25	25	A711566/25	36x2	36x2	36x2	42	42	50	30	30	46
30	30	A711566/30	42x2	42x2	42x2	49	49	54	35,5	35,5	50
38	38	A711566/38	52x2	52x2	52x2	57	57	64	41	41	60

711566

SERIE PESANTE (S) / HEAVY SERIES

Giunzione a "T" maschi
DIN - femmina DIN serie S
*Swivel branch tee
male - female DIN S series*



RACCORDI A 24° DIN 3861

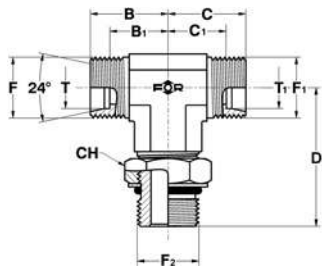
24° CONNECTORS DIN 3861

711016

SERIE LEGGERA (L) / LIGHT SERIES

Terminale orientabile a "T"
DIN serie L - SAE UNF-UN
per sedi ISO 11926
Branch (AD) tee male
DIN L series - male SAE UNF-UN
with O.R. ISO 11926 ports

SEDI PAG.30 / PORTS PAG.30

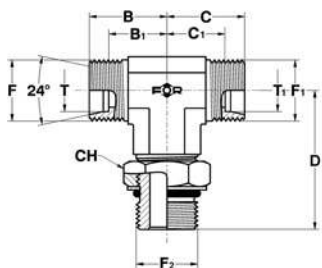


711511

SERIE PESANTE (S) / HEAVY SERIES

Terminale orientabile a "T"
DIN serie S - SAE UNF-UN
per sedi ISO 11926
Branch (AD) tee male
DIN S series - male SAE UNF-UN
with O.R. ISO 11926 ports

SEDI PAG.30 / PORTS PAG.30



T	T ₁	RIFERIMENTO REFERENCE	F	F ₁	F ₂	B	C	D	B ₁	C ₁	CH
MM.	MM.		METRICO METRIC	METRICO METRIC	UNF-UN						
6	6	A711016/0611	12x1,5	12x1,5	7/16-20	19	19	32,5	12	12	14
8	8	A711016/0814	14x1,5	14x1,5	9/16-18	21	21	37	14	14	19
10	10	A711016/1014	16x1,5	16x1,5	9/16-18	22	22	37	15	15	19
12	12	A711016/1219	18x1,5	18x1,5	3/4-16	24	24	40,5	17	17	22
15	15	A711016/1522	22x1,5	22x1,5	7/8-14	28	28	50	21	21	27
18	18	A711016/1827	26x1,5	26x1,5	1"1/16-12	31	31	55	23,5	23,5	32
22	22	A711016/2227	30x2	30x2	1"1/16-12	35	35	55	27,5	27,5	32
28	28	A711016/2833	36x2	36x2	1"5/16-12	38	38	59,5	30,5	30,5	38
35	35	A711016/3541	45x2	45x2	1"5/8-12	45	45	62	34,5	34,5	50
42	42	A711016/4248	52x2	52x2	1"7/8-12	51	51	66	40	40	55

T	T ₁	RIFERIMENTO REFERENCE	F	F ₁	F ₂	B	C	D	B ₁	C ₁	CH
MM.	MM.		METRICO METRIC	METRICO METRIC	UNF-UN						
6	6	A711511/0611	14x1,5	14x1,5	7/16-20	23	23	32,5	16	16	16
8	8	A711511/0814	16x1,5	16x1,5	9/16-18	24	24	37	17	17	19
10	10	A711511/1014	18x1,5	18x1,5	9/16-18	25	25	37	17,5	17,5	19
12	12	A711511/1219	20x1,5	20x1,5	3/4-16	29	29	40,5	21,5	21,5	24
14	14	A711511/1422	22x1,5	22x1,5	7/8-14	30	30	50	22	22	27
16	16	A711511/1622	24x1,5	24x1,5	7/8-14	33	33	50	24,5	24,5	27
20	20	A711511/2027	30x2	30x2	1"1/16-12	37	37	55	26,5	26,5	35
25	25	A711511/2533	36x2	36x2	1"5/16-12	42	42	59,5	30	30	41
30	30	A711511/3041	42x2	42x2	1"5/8-12	49	49	62	35,5	35,5	50
38	38	A711511/3848	52x2	52x2	1"7/8-12	57	57	66	41	41	55
12	6	SA711511/120619	20x1,5	14x1,5	3/4-16	29	29	40,5	21,5	22	24
16	16	SA711511/1619	24x1,5	24x1,5	3/4-16	33	33	45,5	24,5	24,5	24



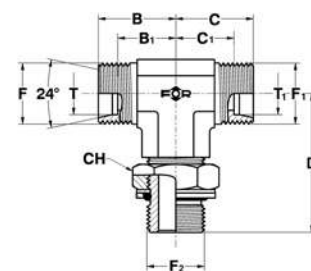
T	T ₁	RIFERIMENTO REFERENCE	F	F ₁	F ₂	B	C	D	B ₁	C ₁	CH
MM.	MM.		METRICO METRIC	METRICO METRIC	GAS CIL.BSPP						
6	6	A711038/0610	12x1,5	12x1,5	1/8	19	19	32,5	12	12	14
8	8	A711038/0813	14x1,5	14x1,5	1/4	21	21	37	14	14	19
10	10	A711038/1013	16x1,5	16x1,5	1/4	22	22	37	15	15	19
12	12	A711038/1217	18x1,5	18x1,5	3/8	24	24	37	17	17	24
15	15	A711038/1521	22x1,5	22x1,5	1/2	28	28	50	21	21	27
18	18	A711038/1821	26x1,5	26x1,5	1/2	31	31	55	23,5	23,5	27
22	22	A711038/2226	30x2	30x2	3/4	35	35	55	27,5	27,5	36
28	28	A711038/2833	36x2	36x2	1"	38	38	59,5	30,5	30,5	41
35	35	A711038/3542	45x2	45x2	1"1/4	45	45	60	34,5	34,5	50
42	42	A711038/4248	52x2	52x2	1"1/2	51	51	66	40	40	60
6	6	SA711038/0613	12x1,5	12x1,5	1/4	21	21	37	14	14	19
8	8	SA711038/0817	14x1,5	14x1,5	3/8	24	24	37	17	17	24
12	8	SA711038/120813	18x1,5	14x1,5	1/4	25	24	37	18	17	19
12	8	SA711038/120821	18x1,5	14x1,5	1/2	27	26	50	20	19	27
12	15	SA711038/121526	18x1,5	22x1,5	3/4	32	33	55	25	26	36
12	12	SA711038/1221	18x1,5	18x1,5	1/2	27	27	50	20	20	27
15	8	SA711038/150821	22x1,5	14x1,5	1/2	28	26	50	21	19	27
22	22	SA711038/2242	30x2	30x2	1"1/4	43	43	60	35,5	35,5	50
28	28	SA711038/2842	36x2	36x2	1"1/4	43	43	60	35,5	35,5	50

711038

SERIE LEGGERA (L) / LIGHT SERIES

Terminale orientabile a "T"
DIN serie L - GAS cil. (BSPP)
con O.R. e rondella
per sedi ISO 1179
Branch (ADJ) tee male
DIN L series - male BSPP
with O.R. and retaining ring
ISO 1179 ports

SEDI PAG.32 / PORTS PAG.32



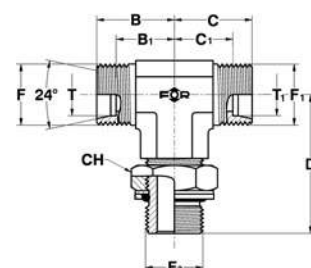
T	T ₁	RIFERIMENTO REFERENCE	F	F ₁	F ₂	B	C	D	B ₁	C ₁	CH
MM.	MM.		METRICO METRIC	METRICO METRIC	GAS CIL.BSPP						
6	6	A711533/0613	14x1,5	14x1,5	1/4	23	23	37	16	16	19
8	8	A711533/0813	16x1,5	16x1,5	1/4	24	24	37	17	17	19
10	10	A711533/1017	18x1,5	18x1,5	3/8	25	25	37	17,5	17,5	24
12	12	A711533/1217	20x1,5	20x1,5	3/8	29	29	40,5	21,5	21,5	24
14	14	A711533/1421	22x1,5	22x1,5	1/2	30	30	50	22	22	27
14	14	A711533/1426	22x1,5	22x1,5	3/4	33	33	49	25	25	36
16	16	A711533/1621	24x1,5	24x1,5	1/2	33	33	50	24,5	24,5	27
20	20	A711533/2026	30x2	30x2	3/4	37	37	55	26,5	26,5	36
25	25	A711533/2533	36x2	36x2	1"	42	42	59,5	30	30	41
30	30	A711533/3042	42x2	42x2	1"1/4	49	49	62	35,5	35,5	50
38	38	A711533/3848	52x2	52x2	1"1/2	57	57	66	41	41	60
16	6	SA711533/160621	24x1,5	14x1,5	1/2	33	31	50	24,5	24	27
16	16	SA711533/1626	24x1,5	24x1,5	3/4	35	35	55	26,5	26,5	36
25	25	SA711533/2526	36x2	36x2	3/4	44	44	58	32	32	36
30	25	SA711533/302533	42x2	36x2	1"	49	46	60	35,5	34	41

711533

SERIE PESANTE (S) / HEAVY SERIES

Terminale orientabile a "T"
DIN serie S - GAS cil. (BSPP)
con O.R. e rondella
per sedi ISO 1179
Branch (ADJ) tee male
DIN S series - male BSPP
with O.R. and retaining ring
ISO 1179 ports

SEDI PAG.32 / PORTS PAG.32



RACCORDI A 24° DIN 3861

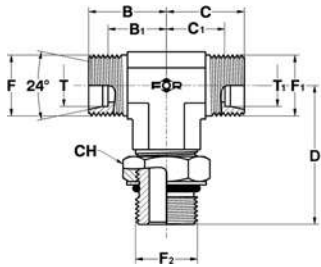
24° CONNECTORS DIN 3861

711072

SERIE LEGGERA (L) / LIGHT SERIES

Terminale orientabile a "T"
DIN serie L - GAS cil. (JIS)
con O.R. per sedi JIS 2351
Branch (AD) tee male
DIN L series - male JIS
with O.R. JIS 2351 ports

SEDI PAG.31 / PORTS PAG.31

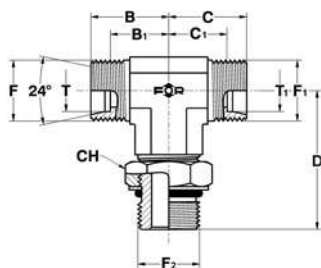


711577

SERIE PESANTE (S) / HEAVY SERIES

Terminale orientabile a "T"
DIN serie S - GAS cil. (JIS)
con O.R. per sedi JIS 2351
Branch (AD) tee male
DIN S series - male JIS
with O.R. JIS 2351 ports

SEDI PAG.31 / PORTS PAG.31



T	T ₁	RIFERIMENTO REFERENCE	F	F ₁	F ₂	B	C	D	B ₁	C ₁	CH
MM.	MM.		METRICO METRIC	METRICO METRIC	GAS CIL.,JIS						
6	6	A711072/0610	12x1,5	12x1,5	1/8	19	19	32.5	12	12	14
6	6	A711072/0613	12x1,5	12x1,5	1/4	21	21	37	14	14	19
8	8	A711072/0813	14x1,5	14x1,5	1/4	21	21	37	14	14	19
8	8	A711072/0817	14x1,5	14x1,5	3/8	24	24	37	17	17	22
10	10	A711072/1013	16x1,5	16x1,5	1/4	22	22	37	15	15	19
12	12	A711072/1217	18x1,5	18x1,5	3/8	24	24	37	17	17	22
12	12	A711072/1221	18x1,5	18x1,5	1/2	27	27	50	20	20	27
15	15	A711072/1521	22x1,5	22x1,5	1/2	28	28	50	21	21	27
18	18	A711072/1821	26x1,5	26x1,5	1/2	31	31	55	23,5	23,5	27
22	22	A711072/2226	30x2	30x2	3/4	35	35	55	27,5	27,5	36
22	22	A711072/2242	30x2	30x2	1"1/4	43	43	60	35,5	35,5	50
28	28	A711072/2833	36x2	36x2	1"	38	38	59.5	30,5	30,5	41
28	28	A711072/2842	36x2	36x2	1"1/4	43	43	60	35,5	35,5	50
35	35	A711072/3542	45x2	45x2	1"1/4	45	45	60	34,5	34,5	50
42	42	A711072/4248	52x2	52x2	1"1/2	51	51	66	40	40	55

T	T ₁	RIFERIMENTO REFERENCE	F	F ₁	F ₂	B	C	D	B ₁	C ₁	CH
MM.	MM.		METRICO METRIC	METRICO METRIC	GAS CIL.,JIS						
6	6	A711577/0613	14x1,5	14x1,5	1/4	23	23	37	16	16	19
8	8	A711577/0813	16x1,5	16x1,5	1/4	24	24	37	17	17	19
10	10	A711577/1017	18x1,5	18x1,5	3/8	25	25	37	17,5	17,5	22
12	12	A711577/1217	20x1,5	20x1,5	3/8	29	29	40.5	21,5	21,5	22
14	14	A711577/1421	22x1,5	22x1,5	1/2	30	30	50	22	22	27
14	14	A711577/1426	22x1,5	22x1,5	3/4	33	33	49	25	25	36
16	16	A711577/1621	24x1,5	24x1,5	1/2	33	33	50	24,5	24,5	27
20	20	A711577/2026	30x2	30x2	3/4	37	37	55	26,5	26,5	36
25	25	A711577/2533	36x2	36x2	1"	42	42	59.5	30	30	41
30	30	A711577/3042	42x2	42x2	1"1/4	49	49	62	35,5	35,5	50
38	38	A711577/3848	52x2	52x2	1"1/2	57	57	66	41	41	55
16	16	A711577/1626	24x1,5	24x1,5	3/4	35	35	55	26,5	26,5	36
25	25	A711577/2526	36x2	36x2	3/4	44	44	58	32	32	36



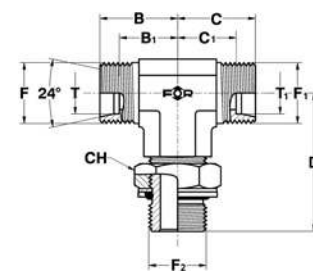
T	T ₁	RIFERIMENTO REFERENCE	F	F ₁	F ₂	B	C	D	B ₁	C ₁	CH
MM.	MM.		METRICO METRIC	METRICO METRIC	METRICO METRIC						
6	6	A711050/0610	12x1,5	12x1,5	10x1	19	19	32,5	12	12	14
8	8	A711050/0812	14x1,5	14x1,5	12x1,5	21	21	37	14	14	17
10	10	A711050/1014	16x1,5	16x1,5	14x1,5	22	22	37	15	15	19
12	12	A711050/1216	18x1,5	18x1,5	16x1,5	24	24	37	17	17	22
15	15	A711050/1518	22x1,5	22x1,5	18x1,5	28	28	50	21	21	24
18	18	A711050/1822	26x1,5	26x1,5	22x1,5	31	31	55	23,5	23,5	27
22	22	A711050/2226	30x2	30x2	26x1,5	35	35	55	27,5	27,5	36
28	28	A711050/2833	36x2	36x2	33x2	38	38	59,5	30,5	30,5	41
35	35	A711050/3542	45x2	45x2	42x2	45	45	62	34,5	34,5	50
42	42	A711050/4248	52x2	52x2	48x2	51	51	66	40	40	55
10	10	SA711050/1018	16x1,5	16x1,5	18x1,5	25	25	40	18	18	24
12	12	SA711050/1218	18x1,5	18x1,5	18x1,5	25	25	40	18	18	24
15	8	SA711050/150818	22x1,5	14x1,5	18x1,5	28	26	50	21	19	24

711050

SERIE LEGGERA (L) / LIGHT SERIES

Terminale orientabile a "T"
DIN serie L - Metrico cil.
con O.R. e rondella
per sedi ISO 9974
Branch (ADJ) tee male
DIN L series - male Metric
with O.R. and retaining ring
ISO 9974 ports

SEDI PAG.32 / PORTS PAG.32



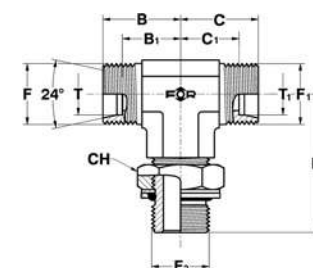
T	T ₁	RIFERIMENTO REFERENCE	F	F ₁	F ₂	B	C	D	B ₁	C ₁	CH
MM.	MM.		METRICO METRIC	METRICO METRIC	METRICO METRIC						
6	6	A711555/0612	14x1,5	14x1,5	12x1,5	23	23	37	16	16	17
8	8	A711555/0814	16x1,5	16x1,5	14x1,5	24	24	37	17	17	19
10	10	A711555/1016	18x1,5	18x1,5	16x1,5	25	25	37	17,5	17,5	22
12	12	A711555/1218	20x1,5	20x1,5	18x1,5	29	29	40,5	21,5	21,5	24
14	14	A711555/1420	22x1,5	22x1,5	20x1,5	30	30	50	22	22	27
16	16	A711555/1622	24x1,5	24x1,5	22x1,5	33	33	50	24,5	24,5	27
20	20	A711555/2027	30x2	30x2	27x2	37	37	55	26,5	26,5	32
25	25	A711555/2533	36x2	36x2	33x2	42	42	59,5	30	30	41
30	30	A711555/3042	42x2	42x2	42x2	49	49	62	35,5	35,5	50
38	38	A711555/3848	52x2	52x2	48x2	57	57	66	41	41	55
8	16	SA711555/081622	16x1,5	24x1,5	22x1,5	31	33	50	24	24,5	27
8	16	SA711555/081626	16x1,5	24x1,5	26x1,5	33	35	51,5	26	26,5	36
8	8	SA711555/0818	16x1,5	16x1,5	18x1,5	29	29	40,5	22	22	24
16	6	SA711555/160618	24x1,5	14x1,5	18x1,5	33	31	48,5	24,5	24	24
16	8	SA711555/160818	24x1,5	16x1,5	18x1,5	33	31	48,5	24,5	24	24

711555

SERIE PESANTE (S) / HEAVY SERIES

Terminale orientabile a "T"
DIN serie S - Metrico cil.
con O.R. e rondella
per sedi ISO 9974
Branch (ADJ) tee male
DIN S series - male Metric
with O.R. and retaining ring
ISO 9974 ports

SEDI PAG.32 / PORTS PAG.32



RACCORDI A 24° DIN 3861

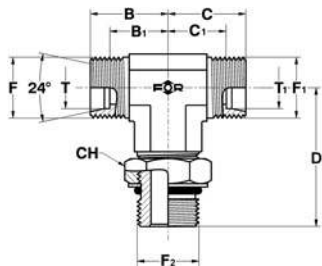
24° CONNECTORS DIN 3861

711049

SERIE LEGGERA (L) / LIGHT SERIES

Terminale orientabile a "T"
DIN serie L - Metrico cil.
con O.R. per sedi ISO 6149
Branch (ADJ) tee male
DIN L series - male Metric
with O.R. ISO 6149 ports

SEDI PAG.30 / PORTS PAG.30

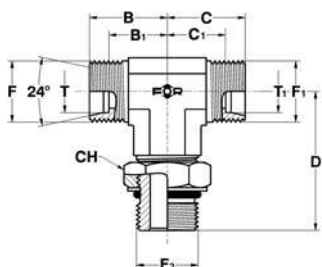


711544

SERIE PESANTE (S) / HEAVY SERIES

Terminale orientabile a "T"
DIN serie S - Metrico cil.
con O.R. per sedi ISO 6149
Branch (ADJ) tee male
DIN S series - male Metric
with O.R. ISO 6149 ports

SEDI PAG.30 / PORTS PAG.30



T	T ₁	RIFERIMENTO REFERENCE	F	F ₁	F ₂	B	C	D	B ₁	C ₁	CH
MM.	MM.		METRICO METRIC	METRICO METRIC	METRICO METRIC						
6	6	A711049/0610	12x1,5	12x1,5	10x1	19	19	32,5	12	12	14
8	8	A711049/0812	14x1,5	14x1,5	12x1,5	21	21	37	14	14	17
10	10	A711049/1014	16x1,5	16x1,5	14x1,5	22	22	37	15	15	19
12	12	A711049/1216	18x1,5	18x1,5	16x1,5	24	24	37	17	17	22
15	15	A711049/1518	22x1,5	22x1,5	18x1,5	28	28	50	21	21	24
18	18	A711049/1822	26x1,5	26x1,5	22x1,5	31	31	55	23,5	23,5	27
22	22	A711049/2226	30x2	30x2	26x1,5	35	35	55	27,5	27,5	36
28	28	A711049/2833	36x2	36x2	33x2	38	38	59,5	30,5	30,5	41
35	35	A711049/3542	45x2	45x2	42x2	45	45	62	34,5	34,5	50
42	42	A711049/4248	52x2	52x2	48x2	51	51	66	40	40	55
6	6	SA711049/0614	12x1,5	12x1,5	14x1,5	21	21	37	14	14	19
10	10	SA711049/1018	16x1,5	16x1,5	18x1,5	25	25	40	18	18	24
12	12	SA711049/1218	18x1,5	18x1,5	18x1,5	25	25	40	18	18	24
15	8	SA711049/150818	22x1,5	14x1,5	18x1,5	28	26	50	21	19	24

T	T ₁	RIFERIMENTO REFERENCE	F	F ₁	F ₂	B	C	D	B ₁	C ₁	CH
MM.	MM.		METRICO METRIC	METRICO METRIC	METRICO METRIC						
6	6	A711544/0612	14x1,5	14x1,5	12x1,5	23	23	37	16	16	17
8	8	A711544/0814	16x1,5	16x1,5	14x1,5	24	24	37	17	17	19
10	10	A711544/1016	18x1,5	18x1,5	16x1,5	25	25	37	17,5	17,5	22
12	12	A711544/1218	20x1,5	20x1,5	18x1,5	29	29	40,5	21,5	21,5	24
14	14	A711544/1420	22x1,5	22x1,5	20x1,5	30	30	50	22	22	27
16	16	A711544/1622	24x1,5	24x1,5	22x1,5	33	33	50	24,5	24,5	27
20	20	A711544/2027	30x2	30x2	27x2	37	37	55	26,5	26,5	32
25	25	A711544/2533	36x2	36x2	33x2	42	42	59,5	30	30	41
30	30	A711544/3042	42x2	42x2	42x2	49	49	62	35,5	35,5	50
38	38	A711544/3848	52x2	52x2	48x2	57	57	66	41	41	55
8	16	SA711544/081622	16x1,5	24x1,5	22x1,5	31	33	50	24	24,5	27
8	8	SA711544/0818	16x1,5	16x1,5	18x1,5	29	29	40,5	22	22	24
16	6	SA711544/160618	24x1,5	14x1,5	18x1,5	33	31	48,5	24,5	24	24
16	8	SA711544/160818	24x1,5	16x1,5	18x1,5	33	31	48,5	24,5	24	24



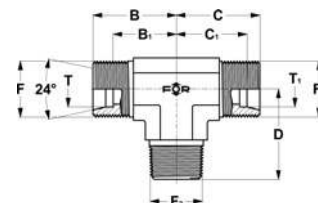
T	T₁	RIFERIMENTO REFERENCE	F	F₁	F₂	B	C	D	B₁	C₁
MM.	MM.		METRICO METRIC	METRICO METRIC	GAS CON.BSPT					
6	6	A711083/0610	12x1,5	12x1,5	1/8	20	20	20	13	13
8	8	A711083/0813	14x1,5	14x1,5	1/4	21	21	26	14	14
10	10	A711083/1013	16x1,5	16x1,5	1/4	22	22	27	15	15
12	12	A711083/1217	18x1,5	18x1,5	3/8	24	24	28	17	17
15	15	A711083/1521	22x1,5	22x1,5	1/2	28	28	34	21	21
18	18	A711083/1821	26x1,5	26x1,5	1/2	31	31	36	23,5	23,5

711083

SERIE LEGGERA (L) / LIGHT SERIES

Giunzione a "T" maschi
DIN serie L - GAS conico (BSPT)
per sedi ISO 7
Branch tee male
DIN L series - male BSPT
taper ISO 7 ports

SEDI PAG.35 / PORTS PAG.35



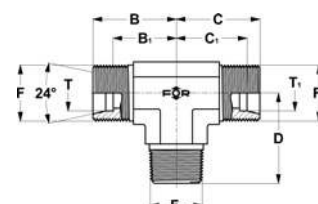
T	T₁	RIFERIMENTO REFERENCE	F	F₁	F₂	B	C	D	B₁	C₁
MM.	MM.		METRICO METRIC	METRICO METRIC	GAS CON.BSPT					
6	6	A711588/0613	14x1,5	14x1,5	1/4	23	23	26	16	16
8	8	A711588/0813	16x1,5	16x1,5	1/4	24	24	27	17	17
10	10	A711588/1017	18x1,5	18x1,5	3/8	25	25	28	17,5	17,5
12	12	A711588/1217	20x1,5	20x1,5	3/8	29	29	28	21,5	21,5
14	14	A711588/1421	22x1,5	22x1,5	1/2	30	30	32	22	22
16	16	A711588/1621	24x1,5	24x1,5	1/2	33	33	32	24,5	24,5

711588

SERIE PESANTE (S) / HEAVY SERIES

Giunzione a "T" maschi
DIN serie S - GAS conico (BSPT)
per sedi ISO 7
Branch tee male
DIN S series - male BSPT
taper ISO 7 ports

SEDI PAG.35 / PORTS PAG.35



RACCORDI A 24° DIN 3861

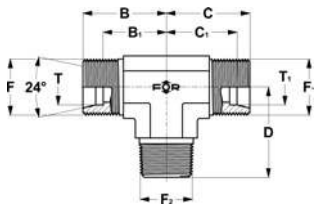
24° CONNECTORS DIN 3861

711171

SERIE LEGGERA (L) / LIGHT SERIES

Giunzione a "T" maschi
 DIN serie L - NPTF
 per sedi SAE 476
 Branch tee male
 DIN L series - male NPTF
 taper SAE 476 ports

SEDI PAG.35 / PORTS PAG.35

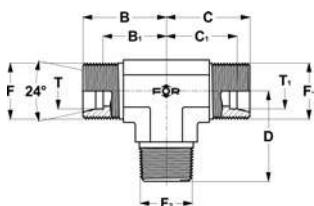


711676

SERIE PESANTE (S) / HEAVY SERIES

Giunzione a "T" maschi
 DIN serie S - NPTF
 per sedi SAE 476
 Branch tee male
 DIN S - male NPTF
 taper SAE 476 ports

SEDI PAG.35 / PORTS PAG.35



T	T ₁	RIFERIMENTO REFERENCE	F	F ₁	F ₂	B	C	D	B ₁	C ₁
MM.	MM.		METRICO METRIC	METRICO METRIC	NPTF					
6	6	A711171/0610	12x1,5	12x1,5	1/8	20	20	20	13	13
8	8	A711171/0813	14x1,5	14x1,5	1/4	21	21	26	14	14
10	10	A711171/1013	16x1,5	16x1,5	1/4	22	22	27	15	15
12	12	A711171/1217	18x1,5	18x1,5	3/8	24	24	28	17	17
15	15	A711171/1521	22x1,5	22x1,5	1/2	28	28	34	21	21
18	18	A711171/1821	26x1,5	26x1,5	1/2	31	31	36	23,5	23,5

T	T ₁	RIFERIMENTO REFERENCE	F	F ₁	F ₂	B	C	D	B ₁	C ₁
MM.	MM.		METRICO METRIC	METRICO METRIC	NPTF					
6	6	A711676/0613	14x1,5	14x1,5	1/4	23	23	26	16	16
8	8	A711676/0813	16x1,5	16x1,5	1/4	24	24	27	17	17
10	10	A711676/1017	18x1,5	18x1,5	3/8	25	25	28	17,5	17,5
12	12	A711676/1217	20x1,5	20x1,5	3/8	29	29	28	21,5	21,5
14	14	A711676/1421	22x1,5	22x1,5	1/2	30	30	32	22	22
16	16	A711676/1621	24x1,5	24x1,5	1/2	33	33	32	24,5	24,5

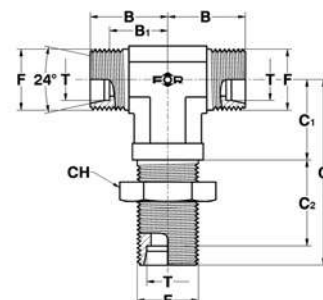


T	RIFERIMENTO REFERENCE	F	B	C	B ₁	C ₁	C ₂	CH
MM.		METRICO METRIC						
6	A712008/06	12x1,5	19	48	12	13	27	17
8	A712008/08	14x1,5	21	51	14	17	27	19
10	A712008/10	16x1,5	22	53	15	18	28	22
12	A712008/12	18x1,5	24	56	17	20	29	24
15	A712008/15	22x1,5	28	61	21	23	31	30
18	A712008/18	26x1,5	31	64	23,5	24	32,5	36
22	A712008/22	30x2	35	72	27,5	30	34,5	41
28	A712008/28	36x2	38	77	30,5	34	35,5	46
35	A712008/35	45x2	45	86	34,5	39	36,5	55
42	A712008/42	52x2	51	90	40	43	36	65

712008

SERIE LEGGERA (L) / LIGHT SERIES

Giunzione a "T" passaparatia
maschi DIN serie L
Bulkhead union tee
male DIN L series

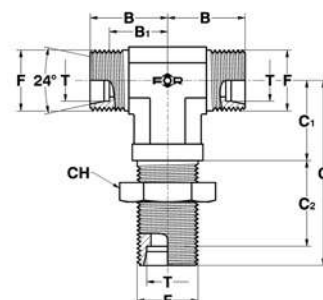


T	RIFERIMENTO REFERENCE	F	B	C	B ₁	C ₁	C ₂	CH
MM.		METRICO METRIC						
6	A712503/06	14x1,5	23	53	16	17	29	19
8	A712503/08	16x1,5	24	54	17	18	29	22
10	A712503/10	18x1,5	25	57	17,5	20	29,5	24
12	A712503/12	20x1,5	29	59	21,5	21	30,5	27
14	A712503/14	22x1,5	30	63	22	23	32	30
16	A712503/16	24x1,5	33	64	24,5	24	31,5	32
20	A712503/20	30x2	37	74	26,5	30	33,5	41
25	A712503/25	36x2	42	81	30	34	35	46
30	A712503/30	42x2	49	90	35,5	39	37,5	50
38	A712503/38	52x2	57	96	41	43	37	65

712503

SERIE PESANTE (S) / HEAVY SERIES

Giunzione a "T" passaparatia
maschi DIN serie S
Bulkhead union tee
male DIN S series



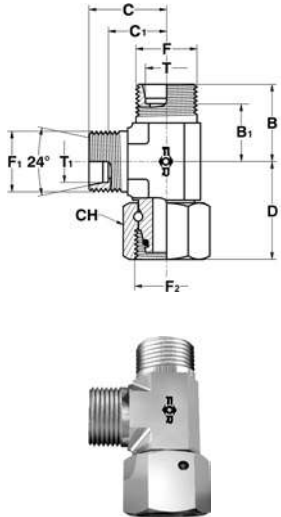
RACCORDI A 24° DIN 3861

24° CONNECTORS DIN 3861

713058

SERIE LEGGERA (L) / LIGHT SERIES

Giunzione ad "L" maschi e femmina DIN serie L
Swivel run tee
male - female DIN L series

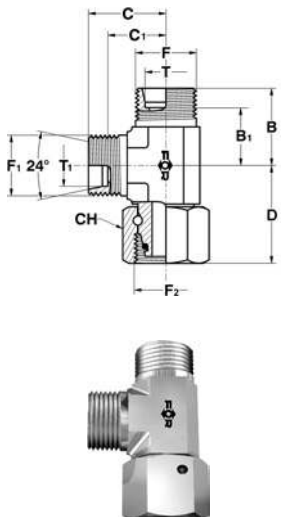


T	T ₁	RIFERIMENTO REFERENCE	F	F ₂	F ₁	B	D	C	B ₁	C ₁	CH
MM.	MM.		METRICO METRIC	METRICO METRIC	METRICO METRIC						
6	6	A713058/06	12x1,5	12x1,5	12x1,5	19	25,5	19	12	12	14
8	8	A713058/08	14x1,5	14x1,5	14x1,5	21	27,5	21	14	14	17
10	10	A713058/10	16x1,5	16x1,5	16x1,5	22	29	22	15	15	19
12	12	A713058/12	18x1,5	18x1,5	18x1,5	24	30	24	17	17	22
15	15	A713058/15	22x1,5	22x1,5	22x1,5	28	34	28	21	21	27
18	18	A713058/18	26x1,5	26x1,5	26x1,5	31	37,5	31	23,5	23,5	32
22	22	A713058/22	30x2	30x2	30x2	35	40,5	35	27,5	27,5	36
28	28	A713058/28	36x2	36x2	36x2	38	42,5	38	30,5	30,5	41
35	35	A713058/35	45x2	45x2	45x2	45	52	45	34,5	34,5	50
42	42	A713058/42	52x2	52x2	52x2	51	59	51	40	40	60
12	15	SA713058/121215	18x1,5	18x1,5	22x1,5	27	34	28	20	21	22
18	18	SA713058/182218	26x1,5	30x2	26x1,5	33	43	33	25,5	25,5	36
18	22	SA713058/182222	26x1,5	30x2	30x2	33	43	35	25,5	27,5	36
28	15	SA713058/282815	36x2	36x2	22x1,5	38	46	36	30,5	29	41

713553

SERIE PESANTE (S) / HEAVY SERIES

Giunzione a "L" maschi e femmina DIN serie S
Swivel run tee
male - female DIN S series



T	T ₁	RIFERIMENTO REFERENCE	F	F ₂	F ₁	B	D	C	B ₁	C ₁	CH
MM.	MM.		METRICO METRIC	METRICO METRIC	METRICO METRIC						
6	6	A713553/06	14x1,5	14x1,5	14x1,5	23	27,5	23	16	16	17
8	8	A713553/08	16x1,5	16x1,5	16x1,5	24	28	24	17	17	19
10	10	A713553/10	18x1,5	18x1,5	18x1,5	26	30,5	26	18,5	18,5	22
12	12	A713553/12	20x1,5	20x1,5	20x1,5	29	33	29	21,5	21,5	24
14	14	A713553/14	22x1,5	22x1,5	22x1,5	30	37,5	30	22	22	27
16	16	A713553/16	24x1,5	24x1,5	24x1,5	33	37,5	33	24,5	24,5	30
20	20	A713553/20	30x2	30x2	30x2	37	46	37	26,5	26,5	36
25	25	A713553/25	36x2	36x2	36x2	42	50	42	30	30	46
30	30	A713553/30	42x2	42x2	42x2	49	54	49	35,5	35,5	50
38	38	A713553/38	52x2	52x2	52x2	57	64	57	41	41	60
6	12	SA713553/060612	14x1,5	14x1,5	20x1,5	29	33,5	29	22	21,5	17
12	6	SA713553/121206	20x1,5	20x1,5	14x1,5	29	37	25	21,5	18	24
16	6	SA713553/161606	24x1,5	24x1,5	14x1,5	33,5	43	31,5	25	24,5	30



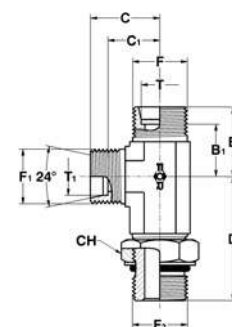
T	T ₁	RIFERIMENTO REFERENCE	F	F ₂	F ₁	B	D	C	B ₁	C ₁	CH
MM.	MM.		METRICO METRIC	UNF-UN	METRICO METRIC						
6	6	A713003/0611	12x1,5	7/16-20	12x1,5	19	32,5	19	12	12	14
8	8	A713003/0814	14x1,5	9/16-18	14x1,5	21	37	21	14	14	19
10	10	A713003/1014	16x1,5	9/16-18	16x1,5	22	37	22	15	15	19
12	12	A713003/1219	18x1,5	3/4-16	18x1,5	24	40,5	24	17	17	22
15	15	A713003/1522	22x1,5	7/8-14	22x1,5	28	50	28	21	21	27
18	18	A713003/1827	26x1,5	1" 1/16-12	26x1,5	31	55	31	23,5	23,5	32
22	22	A713003/2227	30x2	1" 1/16-12	30x2	35	55	35	27,5	27,5	32
28	28	A713003/2833	36x2	1" 5/16-12	36x2	38	59,5	38	30,5	30,5	38
35	35	A713003/3541	45x2	1" 5/8-12	45x2	45	62	45	34,5	34,5	50
42	42	A713003/4248	52x2	1" 7/8-12	52x2	51	66	51	40	40	55
18	12	SA713003/181912	26x1,5	3/4-16	18x1,5	31	48	30	23,5	23	22

713003

SERIE LEGGERA (L) / LIGHT SERIES

Terminale orientabile a "L"
DIN serie L - SAE UNF-UN
per sedi ISO 11926
Run (ADJ) tee male
DIN L series - male SAE UNF-UN
with O.R. ISO 11926 ports

SEDI PAG.30 / PORTS PAG.30



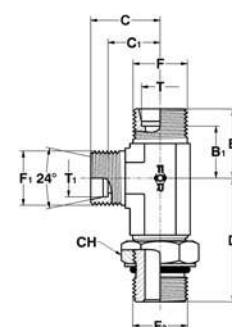
T	T ₁	RIFERIMENTO REFERENCE	F	F ₂	F ₁	B	D	C	B ₁	C ₁	CH
MM.	MM.		METRICO METRIC	UNF-UN	METRICO METRIC						
6	6	A713508/0611	14x1,5	7/16-20	14x1,5	23	32,5	23	16	16	16
8	8	A713508/0814	16x1,5	9/16-18	16x1,5	24	37	24	17	17	19
10	10	A713508/1014	18x1,5	9/16-18	18x1,5	25	37	25	17,5	17,5	19
12	12	A713508/1219	20x1,5	3/4-16	20x1,5	29	40,5	29	21,5	21,5	24
14	14	A713508/1422	22x1,5	7/8-14	22x1,5	30	50	30	22	22	27
16	16	A713508/1622	24x1,5	7/8-14	24x1,5	33	50	33	24,5	24,5	27
20	20	A713508/2027	30x2	1" 1/16-12	30x2	37	55	37	26,5	26,5	35
25	25	A713508/2533	36x2	1" 5/16-12	36x2	42	59,5	42	30	30	41
30	30	A713508/3041	42x2	1" 5/8-12	42x2	49	62	49	35,5	35,5	50
38	38	A713508/3848	52x2	1" 7/8-12	52x2	57	66	57	41	41	55
20	20	SA713508/2022	30x2	7/8-14	30x2	37	51,5	37	26,5	26,5	27

713508

SERIE PESANTE (S) / HEAVY SERIES

Terminale orientabile a "L"
DIN serie S - SAE UNF-UN
per sedi ISO 11926
Run (ADJ) tee male
DIN S series - male SAE UNF-UN
with O.R. ISO 11926 ports

SEDI PAG.30 / PORTS PAG.30



RACCORDI A 24° DIN 3861

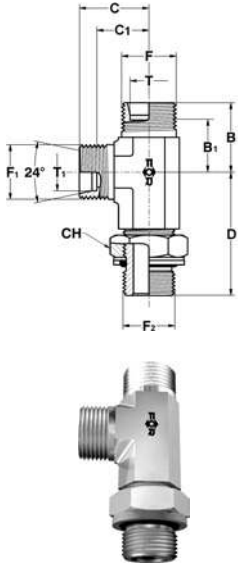
24° CONNECTORS DIN 3861

713025

SERIE LEGGERA (L) / LIGHT SERIES

Terminale orientabile a "L"
DIN serie L - GAS cil. (BSPP)
con O.R. e rondella per sedi ISO 1179
Run (ADJ) tee male
DIN L series - male BSPP
with O.R. and retaining ring
ISO 1179 ports

SEDI PAG.32 / PORTS PAG.32



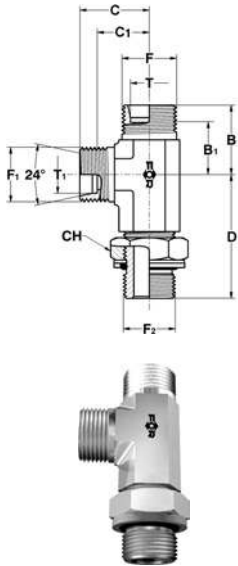
T	T ₁	RIFERIMENTO REFERENCE	F	F ₂	F ₁	B	D	C	B ₁	C ₁	CH
MM.	MM.		METRICO METRIC	GAS CIL.BSPP	METRICO METRIC						
6	6	A713025/0610	12x1,5	1/8	12x1,5	19	32.5	19	12	12	14
8	8	A713025/0813	14x1,5	1/4	14x1,5	21	37	21	14	14	19
10	10	A713025/1013	16x1,5	1/4	16x1,5	22	37	22	15	15	19
12	12	A713025/1217	18x1,5	3/8	18x1,5	24	37	24	17	17	24
15	15	A713025/1521	22x1,5	1/2	22x1,5	28	50	28	21	21	27
18	18	A713025/1821	26x1,5	1/2	26x1,5	31	55	31	23,5	23,5	27
22	22	A713025/2226	30x2	3/4	30x2	35	55	35	27,5	27,5	36
28	28	A713025/2833	36x2	1"	36x2	38	59.5	38	30,5	30,5	41
35	35	A713025/3542	45x2	1" 1/4	45x2	45	62	45	34,5	34,5	50
42	42	A713025/4248	52x2	1" 1/2	52x2	51	66	51	40	40	60
6	6	SA713025/0613	12x1,5	1/4	12x1,5	21	37	21	14	14	19
6	8	SA713025/061308	12x1,5	1/4	14x1,5	21	37	21	14	14	19
8	8	SA713025/0817	14x1,5	3/8	14x1,5	23.5	37	23.5	16,5	16,5	24
8	12	SA713025/081712	14x1,5	3/8	18x1,5	24	37	25	17	18	24
8	8	SA713025/0821	14x1,5	1/2	14x1,5	26	50	26	19	19	27
12	12	SA713025/1213	18x1,5	1/4	18x1,5	24.5	35	24.5	17,5	17,5	19
12	8	SA713025/121308	18x1,5	1/4	14x1,5	25	34.5	24	18	17	19
12	15	SA713025/121715	18x1,5	3/8	22x1,5	27	46.5	28	20	21	24
12	12	SA713025/1221	18x1,5	1/2	18x1,5	26	50	26	19	19	27
12	8	SA713025/122108	18x1,5	1/2	14x1,5	27	50	26	20	19	27
12	15	SA713025/122115	18x1,5	1/2	22x1,5	28	50	28	21	21	27
15	15	SA713025/1526	22x1,5	3/4	22x1,5	33	51.5	33	26	26	36

713520

SERIE PESANTE (S) / HEAVY SERIES

Terminale orientabile a "L"
DIN serie S - GAS cil. (BSPP)
con O.R. e rondella per sedi ISO 1179
Run (ADJ) tee male
DIN S series - male BSPP
with O.R. and retaining ring
ISO 1179 ports

SEDI PAG.32 / PORTS PAG.32



T	T ₁	RIFERIMENTO REFERENCE	F	F ₂	F ₁	B	D	C	B ₁	C ₁	CH
MM.	MM.		METRICO METRIC	GAS CIL.BSPP	METRICO METRIC						
6	6	A713520/0613	14x1,5	1/4	14x1,5	23	37	23	16	16	19
8	8	A713520/0813	16x1,5	1/4	16x1,5	24	37	24	17	17	19
10	10	A713520/1017	18x1,5	3/8	18x1,5	25	37	25	17,5	17,5	24
12	12	A713520/1217	20x1,5	3/8	20x1,5	29	40.5	29	21,5	21,5	24
14	14	A713520/1421	22x1,5	1/2	22x1,5	30	50	30	22	22	27
16	16	A713520/1621	24x1,5	1/2	24x1,5	33	50	33	24,5	24,5	27
20	20	A713520/2026	30x2	3/4	30x2	37	55	37	26,5	26,5	36
25	25	A713520/2533	36x2	1"	36x2	42	59.5	42	30	30	41
30	30	A713520/3042	42x2	1" 1/4	42x2	49	62	49	35,5	35,5	50
38	38	A713520/3848	52x2	1" 1/2	52x2	57	66	57	41	41	60
14	14	SA713520/1426	22x1,5	3/4	22x1,5	34	49	34	26	26	36
16	16	SA713520/1626	24x1,5	3/4	24x1,5	34	49	34	25,5	25,5	36
20	16	SA713520/202116	30x2	1/2	24x1,5	37	51	35	26,5	26,5	27
20	16	SA713520/202616	30x2	3/4	24x1,5	37	55	35	26,5	26,5	36
30	30	SA713520/3033	42x2	1"	42x2	49	60	49	35,5	35,5	41
38	30	SA713520/384230	52x2	1" 1/4	42x2	57	65	55	41	41,5	50



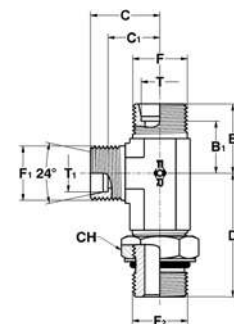
T	T ₁	RIFERIMENTO REFERENCE	F	F ₂	F ₁	B	D	C	B ₁	C ₁	CH
MM.	MM.		METRICO METRIC	GAS CIL.JIS	METRICO METRIC						
6	6	A713070/0610	12x1,5	1/8	12x1,5	19	32.5	19	12	12	14
6	6	A713070/0613	12x1,5	1/4	12x1,5	21	37	21	14	14	19
8	8	A713070/0813	14x1,5	1/4	14x1,5	21	37	21	14	14	19
8	8	A713070/0817	14x1,5	3/8	14x1,5	23.5	37	23.5	16,5	16,5	22
8	8	A713070/0821	14x1,5	1/2	14x1,5	26	50	26	19	19	27
10	10	A713070/1013	16x1,5	1/4	16x1,5	22	37	22	15	15	19
12	12	A713070/1213	18x1,5	1/4	18x1,5	24.5	35	24.5	17,5	17,5	19
12	12	A713070/1217	18x1,5	3/8	18x1,5	24	37	24	17	17	22
12	12	A713070/1221	18x1,5	1/2	18x1,5	26	50	26	19	19	27
15	15	A713070/1521	22x1,5	1/2	22x1,5	28	50	28	21	21	27
15	15	A713070/1526	22x1,5	3/4	22x1,5	33	51.5	33	25,5	25,5	36
18	18	A713070/1821	26x1,5	1/2	26x1,5	31	55	31	23,5	23,5	27
22	22	A713070/2226	30x2	3/4	30x2	35	55	35	27,5	27,5	36
28	28	A713070/2833	36x2	1"	36x2	38	59.5	38	30,5	30,5	41
35	35	A713070/3542	45x2	1"1/4	45x2	45	62	45	34,5	34,5	50
42	42	A713070/4248	52x2	1"1/2	52x2	51	66	51	40	40	55

713070

SERIE LEGGERA (L) / LIGHT SERIES

Terminale orientabile a "L"
DIN serie L - GAS cil. (JIS)
con O.R. per sedi JIS 2351
Run (ADJ) tee male
DIN L series - male JIS
with O.R. JIS 2351 ports

SEDI PAG.31 / PORTS PAG.31



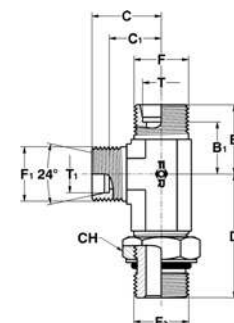
T	T ₁	RIFERIMENTO REFERENCE	F	F ₂	F ₁	B	D	C	B ₁	C ₁	CH
MM.	MM.		METRICO METRIC	GAS CIL.JIS	METRICO METRIC						
6	6	A713575/0613	14x1,5	1/4	14x1,5	23	37	23	16	16	19
8	8	A713575/0813	16x1,5	1/4	16x1,5	24	37	24	17	17	19
10	10	A713575/1017	18x1,5	3/8	18x1,5	25	37	25	17,5	17,5	22
12	12	A713575/1217	20x1,5	3/8	20x1,5	29	40.5	29	21,5	21,5	22
14	14	A713575/1421	22x1,5	1/2	22x1,5	30	50	30	22	22	27
14	14	A713575/1426	22x1,5	3/4	22x1,5	34	49	34	26	26	36
16	16	A713575/1621	24x1,5	1/2	24x1,5	33	50	33	24,5	24,5	27
16	16	A713575/1626	24x1,5	3/4	24x1,5	34	49	34	25,5	25,5	36
20	20	A713575/2026	30x2	3/4	30x2	37	55	37	26,5	26,5	36
25	25	A713575/2533	36x2	1"	36x2	42	59.5	42	30	30	41
30	30	A713575/3033	42x2	1"	42x2	49	60	49	35,5	35,5	41
30	30	A713575/3042	42x2	1"1/4	42x2	49	62	49	35,5	35,5	50
38	38	A713575/3848	52x2	1"1/2	52x2	57	61	57	41	41	55

713575

SERIE PESANTE (S) / HEAVY SERIES

Terminale orientabile a "L"
DIN serie S - GAS cil. (JIS)
con O.R. per sedi JIS 2351
Run (ADJ) tee male
DIN S series - male JIS
with O.R. JIS 2351 ports

SEDI PAG.31 / PORTS PAG.31



RACCORDI A 24° DIN 3861

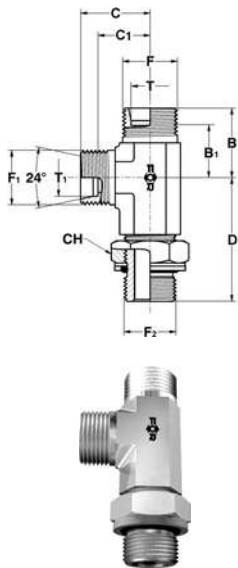
24° CONNECTORS DIN 3861

713047

SERIE LEGGERA (L) / LIGHT SERIES

Terminale orientabile a "L"
DIN serie L - Metrico cil.
con O.R. e rondella per sedi ISO 9974
Run (ADJ) tee male
DIN L series - male Metric
with O.R. and retaining ring
ISO 9974 ports

SEDI PAG.32 / PORTS PAG.32



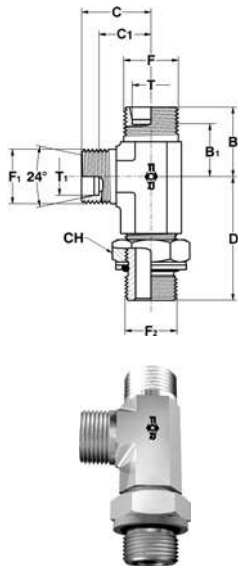
T	T ₁	RIFERIMENTO REFERENCE	F	F ₂	F ₁	B	D	C	B ₁	C ₁	CH
MM.	MM.		METRICO METRIC	METRICO METRIC	METRICO METRIC						
6	6	A713047/0610	12x1,5	10x1	12x1,5	19	32,5	19	12	12	14
8	8	A713047/0812	14x1,5	12x1,5	14x1,5	21	37	21	14	14	17
10	10	A713047/1014	16x1,5	14x1,5	16x1,5	22	37	22	15	15	19
12	12	A713047/1216	18x1,5	16x1,5	18x1,5	24	37	24	17	17	22
15	15	A713047/1518	22x1,5	18x1,5	22x1,5	28	50	28	21	21	24
18	18	A713047/1822	26x1,5	22x1,5	26x1,5	31	55	31	23,5	23,5	27
22	22	A713047/2226	30x2	26x1,5	30x2	35	55	35	27,5	27,5	36
22	22	A713047/2227	30x2	27x2	30x2	35	55	35	27,5	27,5	32
28	28	A713047/2833	36x2	33x2	36x2	38	59,5	38	30,5	30,5	41
35	35	A713047/3542	45x2	42x2	45x2	45	62	45	34,5	34,5	50
42	42	A713047/4248	52x2	48x2	52x2	51	66	51	40	40	55
8	8	SA713047/0816	14x1,5	16x1,5	14x1,5	24	37	24	17	17	22
10	15	SA713047/101815	16x1,5	18x1,5	22x1,5	27	50	28	20	21	24
12	12	SA713047/1218	18x1,5	18x1,5	18x1,5	27	40,5	27	20	20	24
12	8	SA713047/121808	18x1,5	18x1,5	14x1,5	27	50	26	20	19	24

713542

SERIE PESANTE (S) / HEAVY SERIES

Terminale orientabile a "L"
DIN serie S - Metrico cil.
con O.R. e rondella per sedi ISO 9974
Run (ADJ) tee male
DIN S series - male Metric
with O.R. and retaining ring
ISO 9974 ports

SEDI PAG.32 / PORTS PAG.32



T	T ₁	RIFERIMENTO REFERENCE	F	F ₂	F ₁	B	D	C	B ₁	C ₁	CH
MM.	MM.		METRICO METRIC	METRICO METRIC	METRICO METRIC						
6	6	A713542/0612	14x1,5	12x1,5	14x1,5	23	37	23	16	16	17
8	8	A713542/0814	16x1,5	14x1,5	16x1,5	24	37	24	17	17	19
10	10	A713542/1016	18x1,5	16x1,5	18x1,5	25	37	25	17,5	17,5	22
12	12	A713542/1218	20x1,5	18x1,5	20x1,5	29	40,5	29	21,5	21,5	24
14	14	A713542/1420	22x1,5	20x1,5	22x1,5	30	50	30	22	22	27
16	16	A713542/1622	24x1,5	22x1,5	24x1,5	33	50	33	24,5	24,5	27
20	20	A713542/2027	30x2	27x2	30x2	37	55	37	26,5	26,5	32
25	25	A713542/2533	36x2	33x2	36x2	42	59,5	42	30	30	41
30	30	A713542/3042	42x2	42x2	42x2	49	62	49	35,5	35,5	50
38	38	A713542/3848	52x2	48x2	52x2	57	66	57	41	41	55



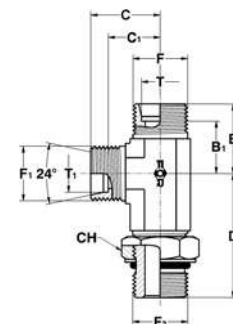
T	T ₁	RIFERIMENTO REFERENCE	F	F ₂	F ₁	B	D	C	B ₁	C ₁	CH
MM.	MM.		METRICO METRIC	METRICO METRIC	METRICO METRIC						
6	6	A713036/0610	12x1,5	10x1	12x1,5	19	32,5	19	12	12	14
8	8	A713036/0812	14x1,5	12x1,5	14x1,5	21	37	21	14	14	17
10	10	A713036/1014	16x1,5	14x1,5	16x1,5	22	37	22	15	15	19
12	12	A713036/1216	18x1,5	16x1,5	18x1,5	24	37	24	17	17	22
15	15	A713036/1518	22x1,5	18x1,5	22x1,5	28	50	28	21	21	24
18	18	A713036/1822	26x1,5	22x1,5	26x1,5	31	55	31	23,5	23,5	27
22	22	A713036/2227	30x2	27x2	30x2	35	55	35	27,5	27,5	32
28	28	A713036/2833	36x2	33x2	36x2	38	59,5	38	30,5	30,5	41
35	35	A713036/3542	45x2	42x2	45x2	45	62	45	34,5	34,5	50
42	42	A713036/4248	52x2	48x2	52x2	51	66	51	40	40	55
8	8	SA713036/0816	14x1,5	16x1,5	14x1,5	24	37	24	17	17	22
10	15	SA713036/101815	16x1,5	18x1,5	22x1,5	27	50	28	20	21	24
12	12	SA713036/1218	18x1,5	18x1,5	18x1,5	27	40,5	27	20	20	24
12	8	SA713036/121808	18x1,5	18x1,5	14x1,5	27	50	26	20	19	24

713036

SERIE LEGGERA (L) / LIGHT SERIES

Terminale orientabile a "L"
DIN serie L - Metrico cil.
con O.R. per sedi ISO 6149
Run (ADJ) tee male
DIN L series - male Metric
with O.R. ISO 6149 ports

SEDI PAG.30 / PORTS PAG.30



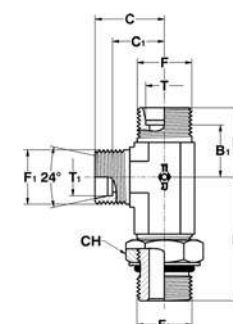
T	T ₁	RIFERIMENTO REFERENCE	F	F ₂	F ₁	B	D	C	B ₁	C ₁	CH
MM.	MM.		METRICO METRIC	METRICO METRIC	METRICO METRIC						
6	6	A713531/0612	14x1,5	12x1,5	14x1,5	23	37	23	16	16	17
8	8	A713531/0814	16x1,5	14x1,5	16x1,5	24	37	24	17	17	19
10	10	A713531/1016	18x1,5	16x1,5	18x1,5	25	37	25	17,5	17,5	22
12	12	A713531/1218	20x1,5	18x1,5	20x1,5	29	40,5	29	21,5	21,5	24
14	14	A713531/1420	22x1,5	20x1,5	22x1,5	30	50	30	22	22	27
16	16	A713531/1622	24x1,5	22x1,5	24x1,5	33	50	33	24,5	24,5	27
20	20	A713531/2027	30x2	27x2	30x2	37	55	37	26,5	26,5	32
25	25	A713531/2533	36x2	33x2	36x2	42	59,5	42	30	30	41
30	30	A713531/3042	42x2	42x2	42x2	49	62	49	35,5	35,5	50
38	38	A713531/3848	52x2	48x2	52x2	57	66	57	41	41	55

713531

SERIE PESANTE (S) / HEAVY SERIES

Terminale orientabile a "L"
DIN serie S - Metrico cil.
con O.R. per sedi ISO 6149
Run (ADJ) tee male
DIN S series - male Metric
with O.R. ISO 6149 ports

SEDI PAG.30 / PORTS PAG.30



RACCORDI A 24° DIN 3861

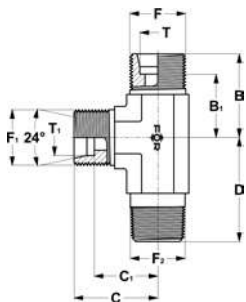
24° CONNECTORS DIN 3861

713081

SERIE LEGGERA (L) / LIGHT SERIES

Giunzione a "L" maschi
DIN serie L - GAS conico (BSPT)
per sedi ISO 7
Run tee male
DIN L series - male BSPT
taper ISO 7 ports

SEDI PAG.35 / PORTS PAG.35

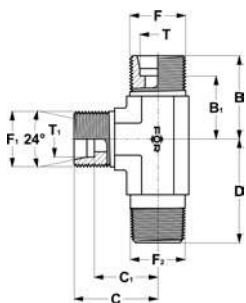


713586

SERIE PESANTE (S) / HEAVY SERIES

Giunzione a "L" maschi
DIN serie S - GAS conico (BSPT)
per sedi ISO 7
Run tee male
DIN S series - male BSPT
taper ISO 7 ports

SEDI PAG.35 / PORTS PAG.35



T	T ₁	RIFERIMENTO REFERENCE	F	F ₂	F ₁	B	D	C	B ₁	C ₁
MM.	MM.		METRICO METRIC	GAS CON.BSPT	METRICO METRIC					
6	6	A713081/0610	12x1,5	1/8	12x1,5	20	20	20	13	13
8	8	A713081/0813	14x1,5	1/4	14x1,5	21	26	21	14	14
10	10	A713081/1013	16x1,5	1/4	16x1,5	22	27	22	15	15
12	12	A713081/1217	18x1,5	3/8	18x1,5	24	28	24	17	17
15	15	A713081/1521	22x1,5	1/2	22x1,5	28	34	28	21	21
18	18	A713081/1821	26x1,5	1/2	26x1,5	31	36	31	23,5	23,5

T	T ₁	RIFERIMENTO REFERENCE	F	F ₂	F ₁	B	D	C	B ₁	C ₁
MM.	MM.		METRICO METRIC	GAS CON.BSPT	METRICO METRIC					
6	6	A713586/0610	14x1,5	1/8	14x1,5	20	20	20	13	13
8	8	A713586/0813	16x1,5	1/4	16x1,5	21	26	21	14	14
10	10	A713586/1013	18x1,5	1/4	18x1,5	22	27	22	15	15
12	12	A713586/1217	20x1,5	3/8	20x1,5	24	28	24	17	17
14	14	A713586/1421	22x1,5	1/2	22x1,5	28	34	28	21	21
16	16	A713586/1621	24x1,5	1/2	24x1,5	31	36	31	23,5	23,5



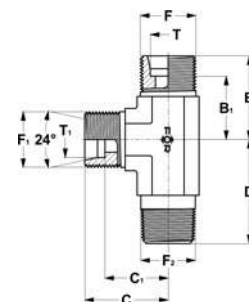
T	T ₁	RIFERIMENTO REFERENCE	F	F ₂	F ₁	B	D	C	B ₁	C ₁
MM.	MM.		METRICO METRIC	NPTF	METRICO METRIC					
6	6	A713092/0610	12x1,5	1/8	12x1,5	20	20	20	13	13
8	8	A713092/0813	14x1,5	1/4	14x1,5	21	26	21	14	14
10	10	A713092/1013	16x1,5	1/4	16x1,5	22	27	22	15	15
12	12	A713092/1217	18x1,5	3/8	18x1,5	24	28	24	17	17
15	15	A713092/1521	22x1,5	1/2	22x1,5	28	34	28	21	21
18	18	A713092/1821	26x1,5	1/2	26x1,5	31	36	31	23,5	23,5

713092

SERIE LEGGERA (L) / LIGHT SERIES

Giunzione a "L" maschi
DIN serie L - NPTF
per sedi SAE 476
Run tee male
DIN L series - male NPTF
taper SAE 476 ports

SEDI PAG.35 / PORTS PAG.35



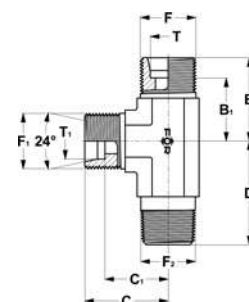
T	T ₁	RIFERIMENTO REFERENCE	F	F ₂	F ₁	B	D	C	B ₁	C ₁
MM.	MM.		METRICO METRIC	NPTF	METRICO METRIC					
6	6	A713597/0610	14x1,5	1/8	14x1,5	20	20	20	13	13
8	8	A713597/0813	16x1,5	1/4	16x1,5	21	26	21	14	14
10	10	A713597/1013	18x1,5	1/4	18x1,5	22	27	22	15	15
12	12	A713597/1217	20x1,5	3/8	20x1,5	24	28	24	17	17
14	14	A713597/1421	22x1,5	1/2	22x1,5	28	34	28	21	21
16	16	A713597/1621	24x1,5	1/2	24x1,5	31	36	31	23,5	23,5

713597

SERIE PESANTE (S) / HEAVY SERIES

Giunzione a "L" maschi
DIN serie S - NPTF
per sedi SAE 476
Run tee male
DIN S series - male NPTF
taper SAE 476 ports

SEDI PAG.35 / PORTS PAG.35



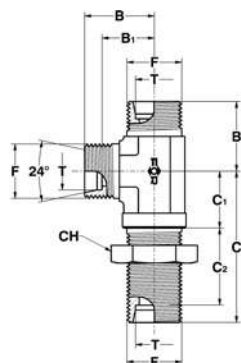
RACCORDI A 24° DIN 3861

24° CONNECTORS DIN 3861

714001

SERIE LEGGERA (L) / LIGHT SERIES

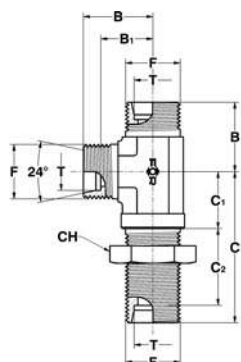
Giunzione a "L" passaparatia
maschi DIN serie L
*Bulkhead run tee
male DIN L series*



714506

SERIE PESANTE (S) / HEAVY SERIES

Giunzione a "L" passaparatia
maschi DIN serie S
*Bulkhead run tee
male DIN S series*



T	RIFERIMENTO REFERENCE	F	B	C	B ₁	C ₁	C ₂	CH
MM.		METRICO METRIC						
6	A714001/06	12x1,5	19	48	12	14	27	17
8	A714001/08	14x1,5	21	51	14	17	27	19
10	A714001/10	16x1,5	22	53	15	18	28	22
12	A714001/12	18x1,5	24	56	17	20	29	24
15	A714001/15	22x1,5	28	61	21	23	31	30
18	A714001/18	26x1,5	31	64	23,5	24	32,5	36
22	A714001/22	30x2	35	72	27,5	30	34,5	41
28	A714001/28	36x2	38	77	30,5	34	35,5	46
35	A714001/35	45x2	45	86	34,5	39	36,5	55
42	A714001/42	52x2	51	90	40	43	36	65

T	RIFERIMENTO REFERENCE	F	B	C	B ₁	C ₁	C ₂	CH
MM.		METRICO METRIC						
6	A714506/06	14x1,5	23	53	16	17	29	19
8	A714506/08	16x1,5	24	54	17	18	29	22
10	A714506/10	18x1,5	25	57	17,5	20	29,5	24
12	A714506/12	20x1,5	29	59	21,5	21	30,5	27
14	A714506/14	22x1,5	30	63	22	23	32	30
16	A714506/16	24x1,5	33	64	24,5	24	31,5	32
20	A714506/20	30x2	37	74	26,5	30	33,5	41
25	A714506/25	36x2	42	81	30	34	35	46
30	A714506/30	42x2	49	90	35,5	39	37,5	50
38	A714506/38	52x2	57	96	41	43	37	65

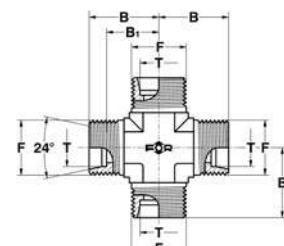


T	RIFERIMENTO REFERENCE	F	B	B₁
MM.		<small>METRICO METRIC</small>		
6	A715003/06	12x1,5	19	12
8	A715003/08	14x1,5	21	14
10	A715003/10	16x1,5	22	15
12	A715003/12	18x1,5	24	17
15	A715003/15	22x1,5	28	21
18	A715003/18	26x1,5	31	23,5
22	A715003/22	30x2	35	27,5
28	A715003/28	36x2	38	30,5
35	A715003/35	45x2	45	34,5
42	A715003/42	52x2	51	40

715003

SERIE LEGGERA (L) / LIGHT SERIES

Giunzione a croce
maschi DIN serie L
*Union cross male
DIN L series*

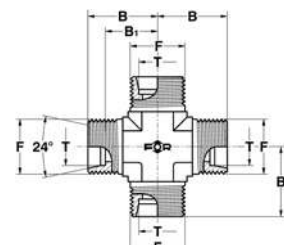


T	RIFERIMENTO REFERENCE	F	B	B₁
MM.		<small>METRICO METRIC</small>		
6	A715508/06	14x1,5	23	16
8	A715508/08	16x1,5	24	17
10	A715508/10	18x1,5	25	17,5
12	A715508/12	20x1,5	29	21,5
14	A715508/14	22x1,5	30	22
16	A715508/16	24x1,5	33	24,5
20	A715508/20	30x2	37	26,5
25	A715508/25	36x2	42	30
30	A715508/30	42x2	49	35,5
38	A715508/38	52x2	57	41

715508

SERIE PESANTE (S) / HEAVY SERIES

Giunzione a croce
maschi DIN serie S
*Union cross male
DIN S series*



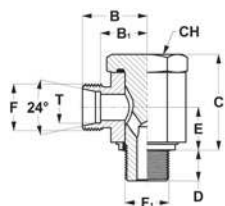
RACCORDI A 24° DIN 3861

24° CONNECTORS DIN 3861

707125

SERIE LEGGERA (L) / LIGHT SERIES

Banjo 90° maschio
 DIN serie L - maschio GAS cil.
 (BSPP)
 con anello di tenuta in gomma
 90° Banjo elbow male
 DIN L series - male BSPP end
 with metal/rubber ring

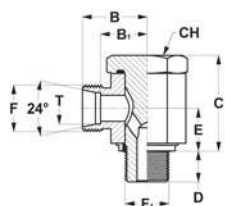


T	RIFERIMENTO REFERENCE	F	F ₁	B	C	B ₁	D	E	CH
MM.		METRICO METRIC	GAS CIL.BSPP						
6	A707125/0610	12x1,5	1/8	19,5	24	12,5	8	10,5	17
8	A707125/0813	14x1,5	1/4	21,5	30	14,5	12	14	19
10	A707125/1013	16x1,5	1/4	22,5	30	15,5	12	14	19
12	A707125/1217	18x1,5	3/8	25	37	18	12	16,5	27
15	A707125/1521	22x1,5	1/2	28,5	45	21,5	14	21,5	30
18	A707125/1821	26x1,5	1/2	28,5	45	21	14	21,5	30
22	A707125/2226	30x2	3/4	35	53	27,5	16	24	38
28	A707125/2833	36x2	1"	39,5	66	32	18	30,5	46
35	A707125/3542	45x2	1" 1/4	46,5	76	36	20	35,5	55
42	A707125/4248	52x2	1" 1/2	51,5	87	40,5	22	40,5	70

707620

SERIE PESANTE (S) / HEAVY SERIES

Banjo 90° maschio
 DIN serie S - maschio GAS cil.
 (BSPP)
 con anello di tenuta in gomma
 90° Banjo elbow male
 DIN S series - male BSPP end
 with metal/rubber ring



T	RIFERIMENTO REFERENCE	F	F ₁	B	C	B ₁	D	E	CH
MM.		METRICO METRIC	GAS CIL.BSPP						
6	A707620/0613	14x1,5	1/4	24	30	17	12	14	19
8	A707620/0813	16x1,5	1/4	24	30	17	12	14	19
10	A707620/1017	18x1,5	3/8	26	36	18,5	12	16,5	27
12	A707620/1217	20x1,5	3/8	26	36	18,5	12	16,5	27
14	A707620/1421	22x1,5	1/2	30,5	45,5	22,5	14	21	30
16	A707620/1621	24x1,5	1/2	30,5	45,5	22	14	21	30
20	A707620/2026	30x2	3/4	37	53	26,5	16	24	38
25	A707620/2533	36x2	1"	43,5	66	31,5	18	30,5	46
30	A707620/3042	42x2	1" 1/4	50,5	76	37	20	35,5	55
38	A707620/3848	52x2	1" 1/2	57,5	87	41,5	22	40,5	70

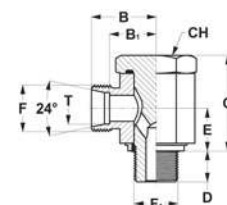


T	RIFERIMENTO REFERENCE	F	F ₁	B	C	B ₁	D	E	CH
MM.		METRICO METRIC	METRICO METRIC						
6	A707147/0610	12x1,5	10x1	19	24	12	8	10,5	17
8	A707147/0812	14x1,5	12x1,5	21,5	30	14,5	12	14	19
10	A707147/1014	16x1,5	14x1,5	22,5	31	15,5	12	14	19
12	A707147/1216	18x1,5	16x1,5	25	37	18	12	16,5	24
15	A707147/1518	22x1,5	18x1,5	27	39	20	12	18	27
18	A707147/1822	26x1,5	22x1,5	28,5	45	21	14	21,5	32
22	A707147/2226	30x2	26x1,5	35	53	27,5	16	24	38
28	A707147/2833	36x2	33x2	39,5	66	32	18	30,5	46
35	A707147/3542	45x2	42x2	46,5	76	36	20	35,5	55
42	A707147/4248	52x2	48x2	51,5	87	40,5	22	40,5	70

707147

SERIE LEGGERA (L) / LIGHT SERIES

Banjo 90° maschio
DIN serie L - maschio Metrico cil.
con anello di tenuta in gomma
90° Banjo elbow male
DIN L series - male metric end
with metal/rubber ring

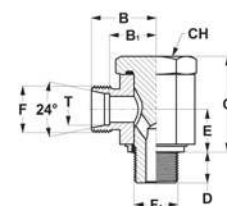


T	RIFERIMENTO REFERENCE	F	F ₁	B	C	B ₁	D	E	CH
MM.		METRICO METRIC	METRICO METRIC						
6	A707642/0612	14x1,5	12x1,5	23,5	30	16,5	12	14	19
8	A707642/0814	16x1,5	14x1,5	23,5	30	14,5	12	14	19
10	A707642/1016	18x1,5	16x1,5	26	36	18,5	12	16,5	24
12	A707642/1218	20x1,5	18x1,5	27	39	19,5	12	18	27
14	A707642/1420	22x1,5	20x1,5	30,5	43,5	22,5	14	20	27
16	A707642/1622	24x1,5	22x1,5	30,5	45	22	14	21,5	32
20	A707642/2027	30x2	27x2	37	53	26,5	16	24	38
25	A707642/2533	36x2	33x2	43,5	66	31,5	18	30,5	46
30	A707642/3042	42x2	42x2	50,5	76	37	20	35,5	55
38	A707642/3848	52x2	48x2	57,5	87	41,5	22	40,5	70

707642

SERIE PESANTE (S) / HEAVY SERIES

Banjo 90° maschio
DIN serie S - maschio Metrico cil.
con anello di tenuta in gomma
90° Banjo elbow male
DIN S series - Metric male end
with metal/rubber ring



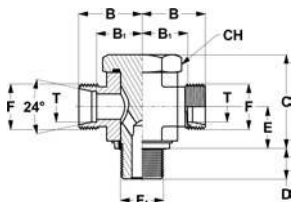
RACCORDI A 24° DIN 3861

24° CONNECTORS DIN 3861

711137

SERIE LEGGERA (L) / LIGHT SERIES

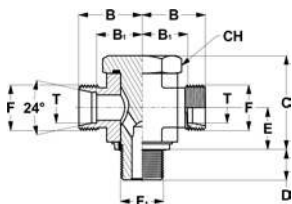
Banjo a "T" maschi
DIN serie L - maschio GAS cil.
(BSPP)
con anello di tenuta in gomma
Banjo tee male
DIN L series - male BSPP end
with metal/rubber ring



711632

SERIE PESANTE (S) / HEAVY SERIES

Banjo a "T" maschi
DIN serie S - maschio GAS cil.
(BSPP)
con anello di tenuta in gomma
Banjo tee male
DIN S series - male BSPP end
with metal/rubber ring



T	RIFERIMENTO REFERENCE	F	F ₁	B	C	B ₁	D	E	CH
MM.		METRICO METRIC	GAS CIL.BSPP						
6	A711137/0610	12x1,5	1/8	19,5	24	12,5	8	10,5	17
8	A711137/0813	14x1,5	1/4	21,5	30	14,5	12	14	19
10	A711137/1013	16x1,5	1/4	22,5	30	15,5	12	14	19
12	A711137/1217	18x1,5	3/8	25	37	18	12	16,5	27
15	A711137/1521	22x1,5	1/2	28,5	45	21,5	14	21,5	30
18	A711137/1821	26x1,5	1/2	28,5	45	21	14	21,5	30
22	A711137/2226	30x2	3/4	35	53	27,5	16	24	38
28	A711137/2833	36x2	1"	39,5	66	32	18	30,5	46
35	A711137/3542	45x2	1"1/4	46,5	76	36	20	35,5	55
42	A711137/4248	52x2	1"1/2	51,5	87	40,5	22	40,5	70

T	RIFERIMENTO REFERENCE	F	F ₁	B	C	B ₁	D	E	CH
MM.		METRICO METRIC	GAS CIL.BSPP						
6	A711632/0613	14x1,5	1/4	24	30	17	12	14	19
8	A711632/0813	16x1,5	1/4	24	30	17	12	14	19
10	A711632/1017	18x1,5	3/8	26	36	18,5	12	16,5	27
12	A711632/1217	20x1,5	3/8	26	36	18,5	12	16,5	27
14	A711632/1421	22x1,5	1/2	30,5	45,5	22,5	14	21	30
16	A711632/1621	24x1,5	1/2	30,5	45,5	22	14	21	30
20	A711632/2026	30x2	3/4	37	53	26,5	16	24	38
25	A711632/2533	36x2	1"	43,5	66	31,5	18	30,5	46
30	A711632/3042	42x2	1"1/4	50,5	76	37	20	35,5	55
38	A711632/3848	52x2	1"1/2	57,5	87	41,5	22	40,5	70

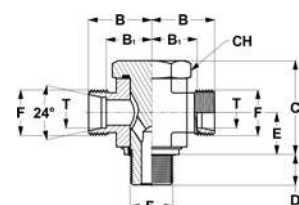


T	RIFERIMENTO REFERENCE	F	F ₁	B	C	B ₁	D	E	CH
MM.		METRICO METRIC	METRICO METRIC						
6	A711159/0610	12x1,5	10x1	19	24	12	8	10,5	17
8	A711159/0812	14x1,5	12x1,5	21,5	30	14,5	12	14	19
10	A711159/1014	16x1,5	14x1,5	22,5	31	15,5	12	14	19
12	A711159/1216	18x1,5	16x1,5	25	37	18	12	16,5	24
15	A711159/1518	22x1,5	18x1,5	27	39	20	12	18	27
18	A711159/1822	26x1,5	22x1,5	28,5	45	21	14	21,5	32
22	A711159/2226	30x2	26x1,5	35	53	27,5	16	24	38
28	A711159/2833	36x2	33x2	39,5	66	32	18	30,5	46
35	A711159/3542	45x2	42x2	46,5	76	36	20	35,5	55
42	A711159/4248	52x2	48x2	51,5	87	40,5	22	40,5	70

711159

SERIE LEGGERA (L) / LIGHT SERIES

Banjo a "T" maschi
DIN serie L - maschio Metrico cil.
con anello di tenuta in gomma
Banjo tee male
DIN L series - male Metric end
with metal/rubber ring

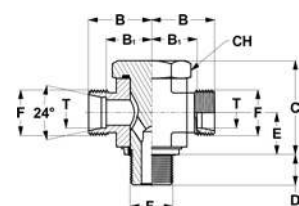


T	RIFERIMENTO REFERENCE	F	F ₁	B	C	B ₁	D	E	CH
MM.		METRICO METRIC	METRICO METRIC						
6	A711654/0612	14x1,5	12x1,5	23,5	30	16,5	12	14	19
8	A711654/0814	16x1,5	14x1,5	23,5	30	14,5	12	14	19
10	A711654/1016	18x1,5	16x1,5	26	36	18,5	12	16,5	24
12	A711654/1218	20x1,5	18x1,5	27	39	19,5	12	18	27
14	A711654/1420	22x1,5	20x1,5	30,5	43,5	22,5	14	20	27
16	A711654/1622	24x1,5	22x1,5	30,5	45	22	14	21,5	32
20	A711654/2027	30x2	27x2	37	53	26,5	16	24	38
25	A711654/2533	36x2	33x2	43,5	66	31,5	18	30,5	46
30	A711654/3042	42x2	42x2	50,5	76	37	20	35,5	55
38	A711654/3848	52x2	48x2	57,5	87	41,5	22	40,5	70

711654

SERIE PESANTE (S) / HEAVY SERIES

Banjo a "T" maschi
DIN serie S - maschio Metrico cil.
con anello di tenuta in gomma
Banjo tee male
DIN S series - male Metric end
with metal/rubber ring



RACCORDI A 24° DIN 3861

24° CONNECTORS DIN 3861

402196

SERIE LEGGERA (L) / LIGHT SERIES

Flangia diritta maschio
 DIN serie L - SAE 3000 PSI
 Straight male
 DIN L series - SAE 3000
 PSI flange

SEDI PAG.40 / PORTS PAG.40

402206

SERIE PESANTE (S) / HEAVY SERIES

Flangia diritta maschio
 DIN serie S - SAE 3000 PSI
 Straight male
 DIN S series - SAE 3000
 PSI flange

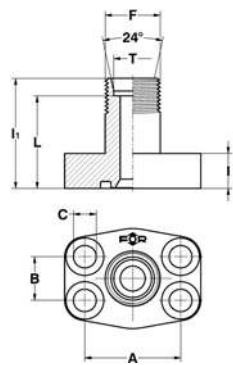
SEDI PAG.40 / PORTS PAG.40

402701

SERIE PESANTE (S) / HEAVY SERIES

Flangia diritta maschio
 DIN serie S - SAE 6000 PSI
 Straight male
 DIN S series - SAE 6000
 PSI flange

SEDI PAG.40 / PORTS PAG.40



DN	T	RIFERIMENTO REFERENCE	F	I ₁	A	B	C	I	L
SIZE	MM.		METRICO METRIC						
1/2	12	A402196/1212	18x1,5	41	38,10	17,48	9	14	34
1/2	15	A402196/1215	22x1,5	44	38,10	17,48	9	14	37
3/4	18	A402196/1918	26x1,5	49	47,63	22,23	11	15	41,5
3/4	22	A402196/1922	30x2	50	47,63	22,23	11	15	42,5
1"	28	A402196/2528	36x2	52	52,37	26,19	11	17	44,5
1" 1/4	35	A402196/3235	45x2	58	58,72	30,19	11,5	21	47,5
1" 1/2	42	A402196/3842	52x2	67	69,85	35,71	13,5	24	56
1/2	14	A402206/1214	22x1,5	44	38,10	17,48	9	14	36
1/2	16	A402206/1216	24x1,5	46	38,10	17,48	9	14	37,5
3/4	20	A402206/1920	30x2	50	47,63	22,23	11	15	39,5
3/4	25	A402206/1925	36x2	50	47,63	22,23	11	15	38
1"	25	A402206/2525	36x2	52	52,37	26,19	11	17	40
1"	30	A402206/2530	42x2	54	52,37	26,19	11	17	40,5
1" 1/4	30	A402206/3230	42x2	58	58,72	30,19	11,5	21	44,5
1" 1/4	38	A402206/3238	52x2	61	58,72	30,19	11,5	21	45
1" 1/2	38	A402206/3838	52x2	67	69,85	35,71	13,5	24	51
1/2	14	A402701/1214	22x1,5	45	40,49	18,24	9	15	37
1/2	16	A402701/1216	24x1,5	47	40,49	18,24	9	15	38,5
3/4	20	A402701/1920	30x2	52	50,80	23,80	11	17	41,5
3/4	25	A402701/1925	36x2	52	50,80	23,80	11	17	40
1"	25	A402701/2525	36x2	59	57,15	27,76	13	21	47
1"	30	A402701/2530	42x2	61	57,15	27,76	13	21	47,5
1" 1/4	30	A402701/3230	42x2	66	66,68	31,75	15	24	52,5
1" 1/4	38	A402701/3238	52x2	69	66,68	31,75	15	24	53
1" 1/2	38	A402701/3838	52x2	73	79,38	36,50	17	27	57



DN	T	RIFERIMENTO REFERENCE	F	I ₁	I	A	B	C	L
SIZE	MM.		METRICO METRIC						
1/2	12	A407222/1212	18x1,5	40	17	38,10	17,48	9	33
1/2	15	A407222/1215	22x1,5	40	17	38,10	17,48	9	33
3/4	18	A407222/1918	26x1,5	45	20	47,63	22,23	11	37,5
3/4	22	A407222/1922	30x2	46	25	47,63	22,23	11	38,5
1"	28	A407222/2528	36x2	50	25	52,37	26,19	11	42,5
1" 1/4	35	A407222/3235	45x2	56	31	58,72	30,18	11,5	45,5
1" 1/2	42	A407222/3842	52x2	65	37	69,85	35,71	13,5	54
1/2	14	A407233/1214	22x1,5	40	17	38,10	17,48	9	32
1/2	16	A407233/1216	24x1,5	42	20	38,10	17,48	9	33,5
3/4	20	A407233/1920	30x2	48	25	47,63	22,23	11	37,5
3/4	25	A407233/1925	36x2	50	27	47,63	22,23	11	38
1"	25	A407233/2525	36x2	54	31	52,37	26,19	11	42
1"	30	A407233/2530	42x2	54	31	52,37	26,19	11	40,5
1" 1/4	30	A407233/3230	42x2	56	31	58,72	30,18	11,5	42,5
1" 1/4	38	A407233/3238	52x2	61	37	58,72	30,18	11,5	45
1" 1/2	38	A407233/3838	52x2	65	37	69,85	35,71	13,5	49
3/4	16	SA407233/1916	24x1,5	47	20	47,63	22,23	11	38,5
1/2	14	A407738/1214	22x1,5	42	17	40,49	18,24	9	34
1/2	16	A407738/1216	24x1,5	43	20	40,49	18,24	9	34,5
3/4	20	A407738/1920	30x2	50	25	50,80	23,80	11	39,5
3/4	25	A407738/1925	36x2	52	27	50,80	23,80	11	40
1"	25	A407738/2525	36x2	58	31	57,15	27,76	13	46
1"	30	A407738/2530	42x2	58	31	57,15	27,76	13	44,5
1" 1/4	30	A407738/3230	42x2	63	31	66,68	31,75	15	49,5
1" 1/4	38	A407738/3238	52x2	63	37	66,68	31,75	15	47
1" 1/2	38	A407738/3838	52x2	70	37	79,38	36,50	17	54

407222

SERIE LEGGERA (L) / LIGHT SERIES

Flangia 90° maschio
DIN serie L - SAE 3000 PSI
90° male
DIN L series - SAE 3000
PSI flange

SEDI PAG.40 / PORTS PAG.40

407233

SERIE PESANTE (S) / HEAVY SERIES

Flangia 90° maschio
DIN serie S - SAE 3000 PSI
90° male
DIN S series - SAE 3000
PSI flange

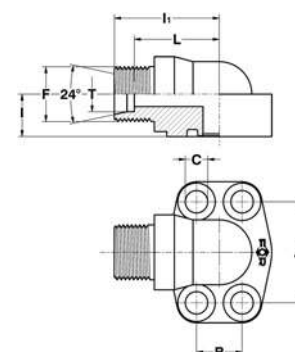
SEDI PAG.40 / PORTS PAG.40

407738

SERIE PESANTE (S) / HEAVY SERIES

Flangia 90° maschio
DIN serie S - SAE 6000 PSI
90° male
DIN S series - SAE 6000
PSI flange

SEDI PAG.40 / PORTS PAG.40



RACCORDI A 24° DIN 3861

24° CONNECTORS DIN 3861

405045

SERIE LEGGERA (L) / LIGHT SERIES

Flangia 45° orientabile maschio
DIN serie L - SAE 3000 PSI
45° (ADJ) male
DIN L series - SAE 3000
PSI flange

SEDI PAG.40 / PORTS PAG.40

405056

SERIE PESANTE (S) / HEAVY SERIES

Flangia 45° orientabile maschio
DIN serie S - SAE 3000 PSI
45° (ADJ) male
DIN S series - SAE 3000
PSI flange

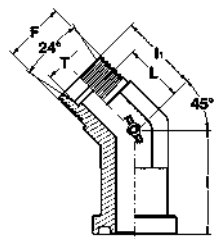
SEDI PAG.40 / PORTS PAG.40

405551

SERIE PESANTE (S) / HEAVY SERIES

Flangia 45° orientabile maschio
DIN serie S - SAE 6000 PSI
45° (ADJ) male
DIN S series - SAE 6000
PSI flange

SEDI PAG.40 / PORTS PAG.40

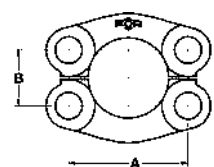


SEMIFLANGE

(RIF. PER ORDINE PAG. 431)

SPLIT FLANGES

(REF. OF ORDER PAG. 431)



DN	T	RIFERIMENTO REFERENCE	F	I ₁	I	A	B	L
SIZE	MM.		METRICO METRIC					
1/2	12	A405045/1212	18x1,5	26	37	38,10	17,48	19
1/2	15	A405045/1215	22x1,5	28	37	38,10	17,48	21
3/4	18	A405045/1918	26x1,5	34	42	47,63	22,23	26,5
3/4	22	A405045/1922	30x2	34	42	47,63	22,23	26,5
1"	28	A405045/2528	36x2	37	42	52,37	26,19	29,5
1" 1/4	35	A405045/3235	45x2	39	42	58,72	30,18	28,5
1" 1/2	42	A405045/3842	52x2	45	50	69,85	35,71	34
1/2	14	A405056/1214	22x1,5	28	37	38,10	17,48	20
1/2	16	A405056/1216	24x1,5	28	37	38,10	17,48	19,5
3/4	20	A405056/1920	30x2	34	42	47,63	22,23	23,5
3/4	25	A405056/1925	36x2	34	42	47,63	22,23	22
1"	25	A405056/2525	36x2	37	42	52,37	26,19	25
1"	30	A405056/2530	42x2	38	42	52,37	26,19	24,5
1" 1/4	30	A405056/3230	42x2	39	42	58,72	30,18	25,5
1" 1/2	38	A405056/3838	52x2	45	50	69,85	35,71	29
1/2	14	A405551/1214	22x1,5	28	38	40,49	18,24	20
1/2	16	A405551/1216	24x1,5	28	38	40,49	18,24	19,5
3/4	20	A405551/1920	30x2	36	42	50,80	23,80	25,5
3/4	25	A405551/1925	36x2	36	42	50,80	23,80	24
1"	25	A405551/2525	36x2	38	53	57,15	27,76	26
1"	30	A405551/2530	42x2	40	60	57,15	27,76	26,5
1" 1/4	30	A405551/3230	42x2	41	60	66,68	31,75	27,5
1" 1/2	38	A405551/3838	52x2	45	70	79,38	36,50	29



DN	T	RIFERIMENTO REFERENCE	F	I ₁	I	A	B	L
SIZE	MM.		METRICO METRIC					
1/2	12	A407244/1212	18x1,5	48	42	38,10	17,48	41
1/2	15	A407244/1215	22x1,5	48	42	38,10	17,48	41
3/4	18	A407244/1918	26x1,5	58	52	47,63	22,23	50,5
3/4	22	A407244/1922	30x2	58	52	47,63	22,23	50,5
1"	28	A407244/2528	36x2	62	54	52,37	26,19	54,5
1" 1/4	35	A407244/3235	45x2	66	54	58,72	30,18	55,5
1" 1/2	42	A407244/3842	52x2	76	61	69,85	35,71	65
1"	15	SA407244/2515	22x1,5	62	61	52,37	26,19	55
1/2	14	A407255/1214	22x1,5	48	42	38,10	17,48	40
1/2	16	A407255/1216	24x1,5	48	42	38,10	17,48	39,5
3/4	20	A407255/1920	30x2	58	52	47,63	22,23	47,5
3/4	25	A407255/1925	36x2	58	52	47,63	22,23	46
1"	25	A407255/2525	36x2	62	54	52,37	26,19	50
1"	30	A407255/2530	42x2	66	54	52,37	26,19	52,5
1" 1/4	30	A407255/3230	42x2	66	54	58,72	30,18	52,5
1" 1/2	38	A407255/3838	52x2	76	61	69,85	35,71	60
3/4	16	SA407255/1916	24x1,5	55	52	47,63	22,23	46,5
1/2	14	A407750/1214	22x1,5	48	43	40,49	18,24	40
1/2	16	A407750/1216	24x1,5	48	43	40,49	18,24	39,5
3/4	20	A407750/1920	30x2	60	54	50,80	23,80	49,5
3/4	25	A407750/1925	36x2	62	54	50,80	23,80	50
1"	25	A407750/2525	36x2	65	65	57,15	27,76	53
1"	30	A407750/2530	42x2	73	70	57,15	27,76	59,5
1" 1/4	30	A407750/3230	42x2	75	70	66,68	31,75	61,5
1" 1/2	38	A407750/3838	52x2	85	80	79,38	36,50	69
1"	20	SA407750/2520	30x2	63	62	57,15	27,76	49,5
1" 1/4	38	SA407750/3238	52x2	85	80	66,68	31,75	69

407244

SERIE LEGGERA (L) / LIGHT SERIES

Flangia 90° orientabile maschio
DIN serie L - SAE 3000 PSI
90° (ADJ) male
DIN L series - SAE 3000
PSI flange

SEDI PAG.40 / PORTS PAG.40

407255

SERIE PESANTE (S) / HEAVY SERIES

Flangia 90° orientabile maschio
DIN serie S - SAE 3000 PSI
90° (ADJ) male
DIN S series - SAE 3000
PSI flange

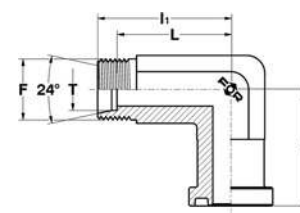
SEDI PAG.40 / PORTS PAG.40

407750

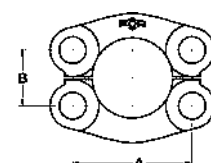
SERIE PESANTE (S) / HEAVY SERIES

Flangia 90° orientabile maschio
DIN serie S - SAE 6000 PSI
90° (ADJ) male
DIN S series - SAE 6000
PSI flange

SEDI PAG.40 / PORTS PAG.40



SEMIFLANGE
(RIF. PER ORDINE PAG. 431)
SPLIT FLANGES
(REF. OF ORDER PAG. 431)



RACCORDI A 24° DIN 3861

24° CONNECTORS DIN 3861

411040

SERIE LEGGERA (L) / LIGHT SERIES

Flangia a "T" orientabile maschi
 DIN serie L - SAE 3000 PSI
 Branch (AD) tee male
 DIN L series - SAE 3000
 PSI flange

SEDI PAG.40 / PORTS PAG.40

411051

SERIE PESANTE (S) / HEAVY SERIES

Flangia a "T" orientabile maschi
 DIN serie S - SAE 3000 PSI
 Branch (AD) tee male
 DIN S series - SAE 3000
 PSI flange

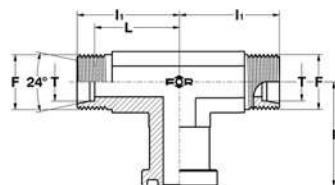
SEDI PAG.40 / PORTS PAG.40

411556

SERIE PESANTE (S) / HEAVY SERIES

Flangia a "T" orientabile maschi
 DIN serie S - SAE 6000 PSI
 Branch (AD) tee male
 DIN S series - SAE 6000
 PSI flange

SEDI PAG.40 / PORTS PAG.40

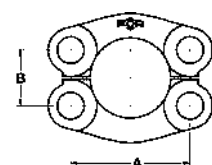


DN	T	RIFERIMENTO REFERENCE	F	I ₁	I	A	B	L
SIZE	MM.		METRICO METRIC					
1/2	12	A411040/1212	18x1,5	48	42	38,10	17,48	41
1/2	12	A411040/1215	18x1,5	48	42	38,10	17,48	41
3/4	18	A411040/1918	26x1,5	58	52	47,63	22,23	50,5
3/4	22	A411040/1922	30x2	58	52	47,63	22,23	50,5
1"	28	A411040/2528	36x2	62	54	52,37	26,19	54,5
1" 1/4	35	A411040/3235	45x2	66	54	58,72	30,18	55,5
1" 1/2	42	A411040/3842	52x2	76	61	69,85	35,71	65

1/2	14	A411051/1214	22x1,5	48	42	38,10	17,48	40
1/2	16	A411051/1216	24x1,5	48	42	38,10	17,48	39,5
3/4	20	A411051/1920	30x2	58	52	47,63	22,23	47,5
3/4	25	A411051/1925	36x2	58	52	47,63	22,23	46
1"	25	A411051/2525	36x2	62	54	52,37	26,19	50
1"	30	A411051/2530	42x2	66	54	52,37	26,19	52,5
1" 1/4	30	A411051/3230	42x2	66	54	58,72	30,19	52,5
1" 1/2	38	A411051/3838	52x2	76	61	69,85	35,71	60

1/2	14	A411556/1214	22x1,5	48	43	40,49	18,24	40
1/2	16	A411556/1216	24x1,5	48	43	40,49	18,24	39,5
3/4	20	A411556/1920	30x2	60	54	50,80	23,80	49,5
3/4	25	A411556/1925	36x2	62	54	50,80	23,80	50
1"	25	A411556/2525	36x2	65	65	57,15	27,76	53
1"	30	A411556/2530	42x2	73	70	57,15	27,76	59,5
1" 1/4	30	A411556/3230	42x2	75	70	66,68	31,75	61,5
1" 1/2	38	A411556/3838	52x2	80	80	79,38	36,50	69
1"	20	SA411556/2520	30x2	63	65	57,15	27,76	52,5

SEMIFLANGE
 (RIF. PER ORDINE PAG. 431)
 SPLIT FLANGES
 (REF. OF ORDER PAG. 431)





DN	T	RIFERIMENTO REFERENCE	F	I ₁	I	A	B	L
SIZE	MM.		METRICO METRIC					
1/2	12	A413042/1212	18x1,5	48	42	38,10	17,48	41
1/2	12	A413042/1215	18x1,5	48	42	38,10	17,48	41
3/4	18	A413042/1918	26x1,5	58	52	47,63	22,23	50,5
3/4	22	A413042/1922	30x2	58	52	47,63	22,23	50,5
1"	28	A413042/2528	36x2	62	54	52,37	26,19	54,5
1" 1/4	35	A413042/3235	45x2	66	54	58,72	30,18	55,5
1" 1/2	42	A413042/3842	52x2	76	61	69,85	35,71	65
1/2	14	A413053/1214	22x1,5	48	42	38,10	17,48	40
1/2	16	A413053/1216	24x1,5	48	42	38,10	17,48	39,5
3/4	20	A413053/1920	30x2	58	52	47,63	22,23	47,5
3/4	25	A413053/1925	36x2	58	52	47,63	22,23	46
1"	25	A413053/2525	36x2	62	54	52,37	26,19	50
1"	30	A413053/2530	42x2	66	54	52,37	26,19	52,5
1" 1/4	30	A413053/3230	42x2	66	54	58,72	30,18	52,5
1" 1/2	38	A413053/3838	52x2	76	61	69,85	35,71	60
1/2	14	A413558/1214	22x1,5	48	43	40,49	18,24	40
1/2	16	A413558/1216	24x1,5	48	43	40,49	18,24	39,5
3/4	20	A413558/1920	30x2	60	54	50,80	23,80	49,5
3/4	25	A413558/1925	36x2	62	54	50,80	23,80	50
1"	25	A413558/2525	36x2	65	65	57,15	27,76	53
1"	30	A413558/2530	42x2	73	70	57,15	27,76	59,5
1" 1/4	30	A413558/3230	42x2	75	70	66,68	31,75	61,5
1" 1/2	38	A413558/3838	52x2	80	80	79,38	36,50	69
1" 1/4	25	SA413558/3225	36x2	72	70	66,68	31,75	60

413042

SERIE LEGGERA (L) / LIGHT SERIES

Flangia a "L" orientabile maschi

DIN serie L - SAE 3000 PSI

Run (ADJ) tee male

DIN L series - SAE 3000

PSI flange

SEDI PAG.40 / PORTS PAG.40

413053

SERIE PESANTE (S) / HEAVY SERIES

Flangia a "L" orientabile maschi

DIN serie S - SAE 3000 PSI

Run (ADJ) tee male

DIN S series - SAE 3000

PSI flange

SEDI PAG.40 / PORTS PAG.40

413558

SERIE PESANTE (S) / HEAVY SERIES

Flangia a "L" orientabile maschi

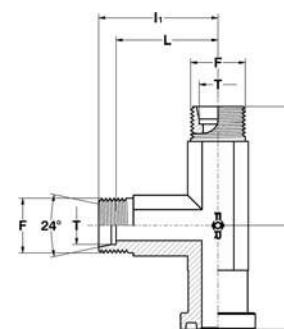
DIN serie S - SAE 6000 PSI

Run (ADJ) tee male

DIN S series - SAE 6000

PSI flange

SEDI PAG.40 / PORTS PAG.40

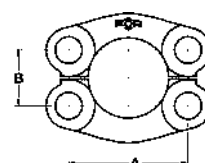


SEMIFLANGE

(RIF. PER ORDINE PAG. 431)

SPLIT FLANGES

(REF. OF ORDER PAG. 431)



RACCORDI A 24° DIN 3861

24° CONNECTORS DIN 3861

402217

SERIE LEGGERA (L) / LIGHT SERIES

Flangia diritta maschio
DIN serie L - interasse
metrico 4 fori
Straight male
DIN L series - 4 bolts
metric flange

SEDI PAG.42 / PORTS PAG.42



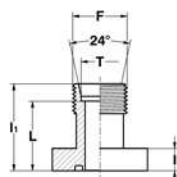
DN	T	RIFERIMENTO REFERENCE	F	I ₁	A	C	I	L
SIZE	MM.		METRICO METRIC					
12	12	A402217/1212	18x1,5	35	30	7	9	28
12	15	A402217/1215	22x1,5	35	30	7	9	28
15	12	A402217/1512	18x1,5	36	35	7	10	29
15	15	A402217/1515	22x1,5	38	35	7	10	31
20	18	A402217/2018	26x1,5	42	40	7	12	34,5
20	22	A402217/2022	30x2	44	40	7	12	36,5
26	28	A402217/2628	36x2	48	55	9	16	40,5
26	35	A402217/2635	45x2	50	55	9	16	39,5
25	22	SA402217/2522	30x2	45	51	11	16	37,5
26	15	SA402217/2615	22x1,5	46	55	9	16	39

402228

SERIE PESANTE (S) / HEAVY SERIES

Flangia diritta maschio
DIN serie S - interasse
metrico 4 fori
Straight male
DIN S series - 4 bolts
metric flange

SEDI PAG.42 / PORTS PAG.42



DN	T	RIFERIMENTO REFERENCE	F	I ₁	A	C	I	L
SIZE	MM.		METRICO METRIC					
12	12	A402228/1212	20x1,5	35	30	7	9	27,5
12	14	A402228/1214	22x1,5	35	30	7	9	27
15	14	A402228/1514	22x1,5	38	35	7	10	30
15	16	A402228/1516	24x1,5	38	35	7	10	29,5
20	20	A402228/2020	30x2	44	40	7	12	33,5
20	25	A402228/2025	36x2	44	40	7	12	32
26	25	A402228/2625	36x2	48	55	9	16	36
26	30	A402228/2630	42x2	50	55	9	16	36,5



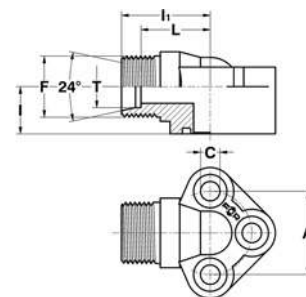
DN	T	RIFERIMENTO REFERENCE	F	I ₁	I	A	C	L
SIZE	MM.		METRICO METRIC					
12	12	A407266/1212	18x1,5	30	17	30	7	23
12	15	A407266/1215	22x1,5	32	17	30	7	25
15	12	A407266/1512	18x1,5	32	17	35	7	25
15	15	A407266/1515	22x1,5	34	17	35	7	27
20	18	A407266/2018	26x1,5	38	20	40	7	30,5
20	22	A407266/2022	30x2	40	25	40	7	32,5
26	28	A407266/2628	36x2	44	28	55	9	36,5
26	35	A407266/2635	45x2	46	31	55	9	35,5
20	28	SA407266/2028	36x2	41.5	25	40	7	34

407266

SERIE LEGGERA (L) / LIGHT SERIES

Flangia 90° maschio
DIN serie L - interasse
metrico 3 fori
90° male
DIN L series - 3 bolts
metric flange

SEDI PAG.42 / PORTS PAG.42



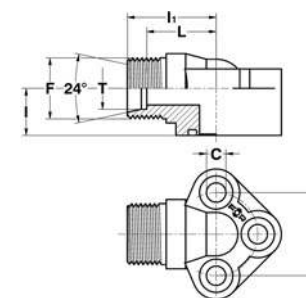
DN	T	RIFERIMENTO REFERENCE	F	I ₁	I	A	C	L
SIZE	MM.		METRICO METRIC					
12	12	A407277/1212	20x1,5	30	17	30	7	22,5
12	14	A407277/1214	22x1,5	32	17	30	7	24,5
15	14	A407277/1514	22x1,5	34	17	35	7	26
15	16	A407277/1516	24x1,5	34	18	35	7	25,5
20	20	A407277/2020	30x2	40	25	40	7	29,5
20	25	A407277/2025	36x2	44	27	40	7	32
26	25	A407277/2625	36x2	45	28	55	9	33
26	30	A407277/2630	42x2	46	31	55	9	33,5

407277

SERIE PESANTE (S) / HEAVY SERIES

Flangia 90° maschio
DIN serie S - interasse
metrico 3 fori
90° male
DIN S series - 3 bolts
metric flange

SEDI PAG.42 / PORTS PAG.42



RACCORDI A 24° DIN 3861

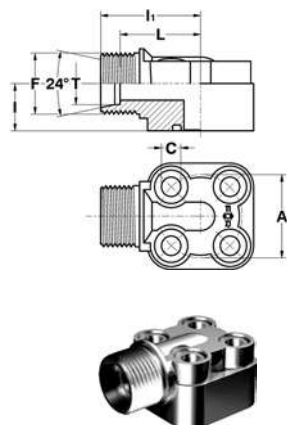
24° CONNECTORS DIN 3861

407288

SERIE LEGGERA (L) / LIGHT SERIES

Flangia 90° maschio
DIN serie L - interasse
metrico 4 fori
90° male
DIN L series - 4 bolts
metric flange

SEDI PAG.42 / PORTS PAG.42



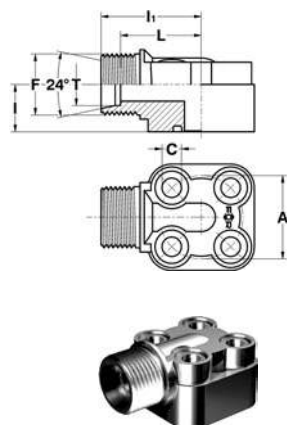
DN	T	RIFERIMENTO REFERENCE	F	I ₁	I	A	C	L
SIZE	MM.		METRICO METRIC					
12	12	A407288/1212	18x1,5	34	17	30	7	27
12	15	A407288/1215	22x1,5	36	17	30	7	29
15	12	A407288/1512	18x1,5	36	17	35	7	29
15	15	A407288/1515	22x1,5	39	17	35	7	32
20	18	A407288/2018	26x1,5	42	20	40	7	34,5
20	22	A407288/2022	30x2	44	25	40	7	36,5
26	28	A407288/2628	36x2	52	25	55	9	44,5
26	35	A407288/2635	45x2	53	31	55	9	42,5

407299

SERIE PESANTE (S) / HEAVY SERIES

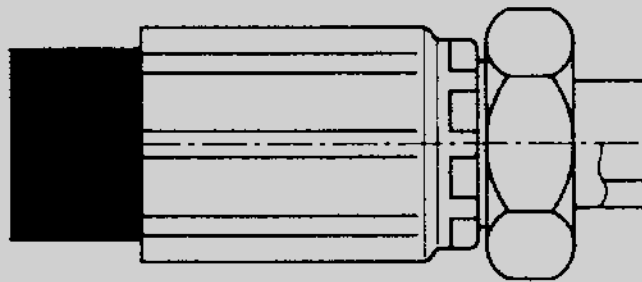
Flangia 90° maschio
DIN serie S - interasse
metrico 4 fori
90° male
DIN S series - 4 bolts
metric flange

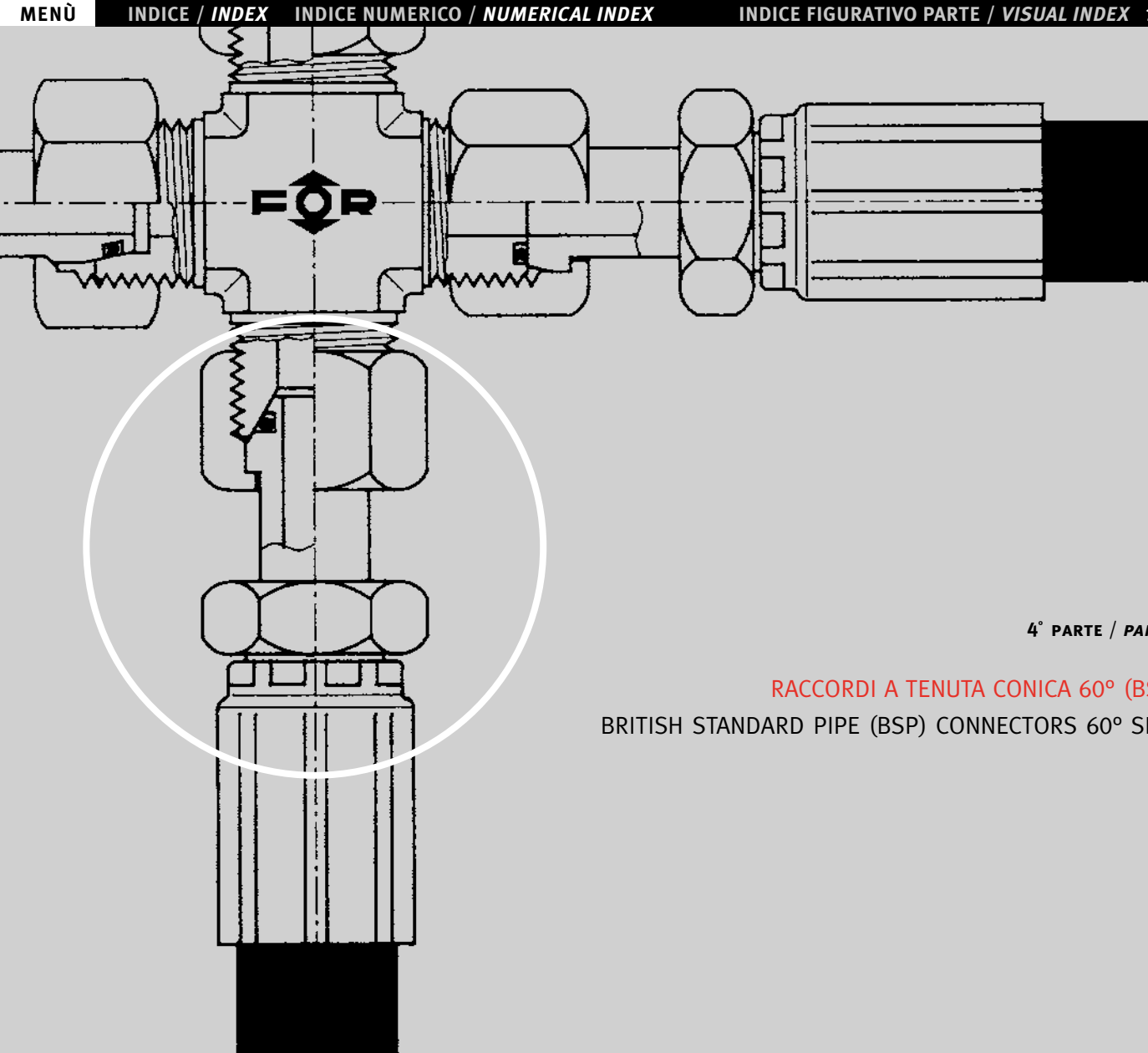
SEDI PAG.42 / PORTS PAG.42



DN	T	RIFERIMENTO REFERENCE	F	I ₁	I	A	C	L
SIZE	MM.		METRICO METRIC					
12	12	A407299/1212	20x1,5	36	17	30	7	28,5
12	14	A407299/1214	22x1,5	38	17	30	7	30
15	14	A407299/1514	22x1,5	40	17	35	7	32
15	16	A407299/1516	24x1,5	40	17	35	7	31,5
20	20	A407299/2020	30x2	44	20	40	7	33,5
20	25	A407299/2025	36x2	45	28	40	7	33
26	25	A407299/2625	36x2	52	28	55	9	40
26	30	A407299/2630	42x2	52	31	55	9	38,5







4° PARTE / PART 4

RACCORDI A TENUTA CONICA 60° (BSP)
BRITISH STANDARD PIPE (BSP) CONNECTORS 60° SEAT

ESTREMITÀ SECONDO NORME

ISO 8434-6

BSP 5200

ENDS ACCORDING TO

ISO 8434-6

BSP 5200

INDICE FIGURATIVO

VISUAL INDEX

353 202190

Codolo a saldare
Welding nipple



353 201122

Dado per codolo a saldare
Nut



354 202002

Giunzione diretta
BSP - BSP
Union
BSP -BSP



355 202035

Terminale dritto
BSP - SAE UNF-UN
per sedi ISO 11926
Connector male
BSP - male SAE UNF-UN
with O.R. ISO 11926 ports



356 202123

Terminale dritto
BSP - GAS cil. (BSPP)
con O.R. e rondella
per sedi ISO 1179
Connector male
BSP - male BSPP
with O.R. and retaining ring
ISO 1179 ports





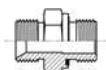
357 202321

Terminale diritto
 BSP - GAS cil. (JIS)
 con O.R. per sedi JIS 2351
*Connector male
 BSP - male JIS
 with O.R. JIS 2351 ports*



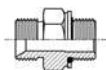
357 202288

Terminale diritto
 BSP - GAS cil. (BSPP)
 con tenuta ad elastomero
 per sedi ISO 1179
*Connector male
 BSP - male BSPP
 with elastomer seal
 ISO 1179 ports*



358 202134

Terminale diritto
 BSP - Metrico cil.
 con O.R. e rondella
 per sedi ISO 9974
*Connector male
 BSP - male Metric
 with O.R. and retaining ring
 ISO 9974 ports*



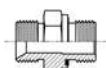
359 202200

Terminale diritto
 BSP - Metrico cil.
 con O.R. per sedi ISO 6149
*Connector male
 BSP - male Metric
 with O.R. ISO 6149 ports*



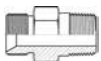
359 202299

Terminale diritto
 BSP - Metrico cil.
 con tenuta ad elastomero
 per sedi ISO 9974
*Connector male
 BSP - male Metric
 with elastomer seal
 ISO 9974 ports*



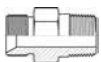
360 202167

Terminale diritto
 BSP - NPTF
 per sedi SAE 476
*Connector male
 BSP - NPTF
 taper SAE 476 ports*



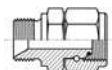
360 202178

Terminale diritto
 BSP - GAS conico (BSPT)
 per sedi ISO 7
*Connector male
 BSP - BSPT
 taper ISO 7 ports*



361 202211

Giunzione maschio - femmina
 BSP
*Union male
 BSP - swivel nut BSP*



361 202255

Terminale diritto femmina
 BSP - maschio SAE UNF-UN
 per sedi ISO 11926
*Connector swivel nut
 BSP - male SAE UNF-UN
 with O.R. ISO 11926 ports*



362 202222

Terminale diritto femmina
 BSP - maschio GAS cil. (BSPP)
 con O.R. e rondella
 per sedi ISO 1179
*Connector swivel nut
 BSP - male BSPP
 with O.R. and retaining ring
 ISO 1179 ports*



362 202332

Terminale diritto femmina
 BSP - maschio GAS cil. (JIS)
 con O.R. per sedi JIS 2351
*Connector swivel nut
 BSP - male JIS
 with O.R. JIS 2351 ports*



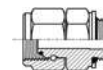
363 202309

Terminale diritto femmina
 BSP - maschio GAS cil. (BSPP)
 con tenuta ad elastomero
 per sedi ISO 1179
*Connector swivel nut
 BSP - male BSPP
 with elastomer seal
 ISO 1179 ports*



363 202233

Terminale diritto femmina
 BSP - maschio Metrico cil.
 con O.R. e rondella
 per sedi ISO 9974
*Connector swivel nut
 BSP - male Metric
 with O.R. and retaining ring
 ISO 9974 ports*



364 202244

Terminale diritto femmina
 BSP - maschio Metrico cil.
 con O.R. per sedi ISO 6149
*Connector swivel nut
 BSP - male Metric
 with O.R. ISO 6149 ports*



364 202310

Terminale diritto femmina
 BSP - maschio Metrico cil.
 con tenuta ad elastomero
 per sedi ISO 9974
*Connector swivel nut
 BSP - male Metric
 with elastomer seal
 ISO 9974 ports*



INDICE FIGURATIVO
VISUAL INDEX

365 202057
Giunzione maschio BSP
sede a saldare
*Braze on connector
male BSP*



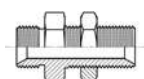
366 201045
Tappo maschio
BSP
*Male plug
BSP*



366 201067
Tappo femmina
BSP
*Female plug
BSP*



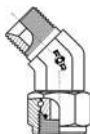
367 203003
Giunzione diritta passaparatia
BSP - BSP
*Bulkhead union male
BSP - BSP*



367 205005
Giunzione 45°
BSP - BSP
*45° elbow male
BSP - BSP*



368 205083
Giunzione 45° maschio
BSP - femmina BSP
*45° elbow male
BSP -swivel nut BSP*



368 205016
Terminale orientabile 45°
BSP - SAE UNF-UN
per sedi ISO 11926
*45° (ADJ) elbow male
BSP - male SAE UNF-UN
with O.R. ISO 11926 ports*



369 205027
Terminale orientabile 45°
BSP - GAS cil. (BSPP)
con O.R. e rondella per sedi ISO 1179
*45° (ADJ) elbow male
BSP - male BSPP with O.R.
and retaining ring ISO 1179 ports*



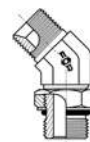
370 205171
Terminale orientabile 45°
BSP - GAS cil. (JIS)
con O.R. per sedi JIS 2351
*45° (ADJ) elbow male
BSP - male JIS
with O.R. JIS 2351 ports*



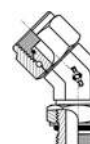
370 205038
Terminale orientabile 45°
BSP - Metrico cil. con O.R.
e rondella per sedi ISO 9974
*45° (ADJ) elbow male
BSP - male Metric with O.R.
and retaining ring ISO 9974 ports*



371 205094
Terminale orientabile 45°
BSP - Metrico cil.
con O.R. per sedi ISO 6149
*45° (ADJ) elbow male
BSP - male Metric
with O.R. ISO 6149 ports*



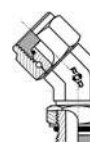
371 205148
Terminale orientabile 45° femmina
BSP - SAE UNF-UN
per sedi ISO 11926
*45° (ADJ) elbow swivel nut
BSP - male SAE UNF-UN
with O.R. ISO 11926 ports*



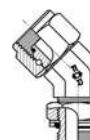
372 205104
Terminale orientabile 45° femmina
BSP - GAS cil. (BSPP) con O.R.
e rondella per sedi ISO 1179
*45° (ADJ) elbow swivel nut
BSP - male BSPP with O.R.
and retaining ring ISO 1179 ports*



373 205182
Terminale orientabile 45° femmina
BSP - GAS cil. (JIS)
con O.R. per sedi JIS 2351
*45° (ADJ) elbow swivel nut
BSP - male JIS
with O.R. JIS 2351 ports*



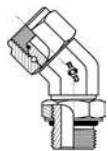
374 205115
Terminale orientabile 45° femmina
BSP - Metrico cil. con O.R.
e rondella per sedi ISO 9974
*45° (ADJ) elbow swivel nut
BSP - male Metric with O.R.
and retaining ring ISO 9974 ports*





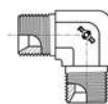
375 205126

Terminale orientabile 45° femmina
 BSP - Metrico cil.
 con O.R. per sedi ISO 6149
 45° (ADJ) elbow swivel nut
 BSP - male Metric
 with O.R. ISO 6149 ports



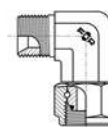
375 207007

Giunzione 90°
 BSP -BSP
 90° elbow union male
 BSP -BSP



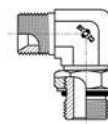
376 207128

Giunzione 90° maschio
 BSP - femmina BSP
 90° elbow union male
 BSP -swivel nut BSP



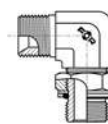
376 207029

Terminale orientabile 90°
 BSP - SAE UNF-UN
 per sedi ISO 11926
 90° (ADJ) elbow male
 BSP - male SAE UNF-UN
 with O.R. ISO 11926 ports



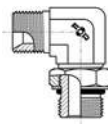
377 207030

Terminale orientabile 90°
 BSP - GAS cil. (BSPP)
 con O.R. e rondella per sedi ISO 1179
 90° (ADJ) elbow male
 BSP - male BSPP
 with O.R. and retaining ring
 ISO 1179 ports



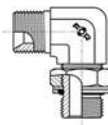
378 207205

Terminale orientabile 90°
 BSP - GAS cil. (JIS)
 con O.R. per sedi JIS 2351
 90° (ADJ) elbow male
 BSP - male JIS
 with O.R. JIS 2351 ports



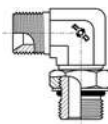
379 207041

Terminale orientabile 90°
 BSP - Metrico cil. con O.R.
 e rondella per sedi ISO 9974
 90° (ADJ) elbow male
 BSP - male Metric
 with O.R. and retaining ring
 ISO 9974 ports



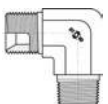
380 207139

Terminale orientabile 90°
 BSP - Metrico cil.
 con O.R. per sedi ISO 6149
 90° (ADJ) elbow male
 BSP - male Metric
 with O.R. ISO 6149 ports



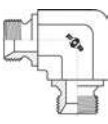
380 207117

Giunzione 90° maschio
 BSP - GAS conico (BSPT)
 per sedi ISO 7
 90° elbow union male
 BSP - male BSPT
 taper ISO 7 ports



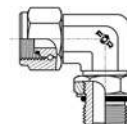
381 207238

Giunzione 90° maschio
 BSP 60° + sede bonded
 90° elbow union male
 BSP 60° ends for bonded seals



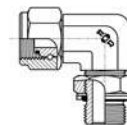
381 207173

Terminale orientabile 90°
 femmina BSP - SAE UNF-UN
 per sedi ISO 11926
 90° (ADJ) elbow swivel nut
 BSP - male SAE UNF-UN
 with O.R. ISO 11926 ports



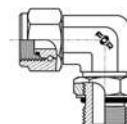
382 207140

Terminale orientabile 90°
 femmina BSP - GAS cil. (BSPP)
 con O.R. e rondella per sedi ISO 1179
 90° (ADJ) elbow swivel nut
 BSP - male BSPP
 with O.R. and retaining ring
 ISO 1179 ports



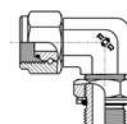
382 207216

Terminale orientabile 90°
 femmina BSP - GAS cil. (JIS)
 con O.R. per sedi JIS 2351
 90° (ADJ) elbow swivel nut
 BSP - male JIS
 with O.R. JIS 2351 ports



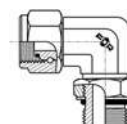
383 207151

Terminale orientabile 90°
 femmina BSP - Metrico cil. con O.R.
 e rondella per sedi ISO 9974
 90° (ADJ) elbow swivel nut
 BSP - male Metric
 with O.R. and retaining ring
 ISO 9974 ports



383 207162

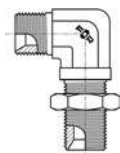
Terminale orientabile 90°
 femmina BSP - Metrico cil.
 con O.R. per sedi ISO 6149
 90° (ADJ) elbow swivel nut
 BSP - male Metric
 with O.R. ISO 6149 ports



INDICE FIGURATIVO
VISUAL INDEX

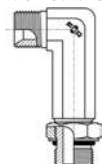
384 208008

Giunzione 90° passaparatia
BSP - BSP
90° bulkhead elbow male
BSP -BSP



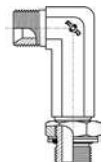
384 210001

Prolunga orientabile 90°
BSP - SAE UNF-UN
per sedi ISO 11926
90° (ADJ) long elbow male
BSP - male SAE UNF-UN
with O.R. ISO 11926 ports



385 210012

Prolunga orientabile 90°
BSP - GAS cil. (BSPP)
con O.R. e rondella per sedi ISO 1179
90° (ADJ) long elbow male
BSP - male BSPP with O.R.
and retaining ring ISO 1179 ports



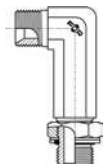
385 210056

Prolunga orientabile 90°
BSP - GAS cil. (JIS)
con O.R. per sedi JIS 2351
90° (ADJ) long elbow male
BSP - male JIS with O.R. JIS 2351 ports



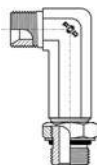
386 210023

Prolunga orientabile 90°
BSP - Metrico cil. con O.R.
e rondella per sedi ISO 9974
90° (ADJ) long elbow male
BSP - male Metric with O.R.
and retaining ring ISO 9974 ports



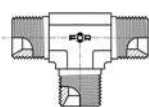
386 210034

Prolunga orientabile 90°
BSP - Metrico cil. con O.R.
per sedi ISO 6149
90° (ADJ) long elbow male BSP -
male Metric with O.R. ISO 6149 ports



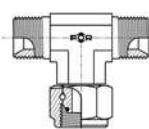
387 211009

Giunzione a "T"
maschi BSP
Union tee
male BSP



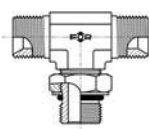
387 211108

Giunzione a "T" maschi
BSP - femmina BSP
Swivel nut branch tee
BSP - male BSP



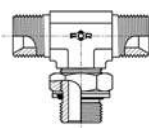
388 211010

Terminale orientabile a "T"
BSP - SAE UNF-UN
per sedi ISO 11926
Branch (ADJ) tee male
BSP - male SAE UNF-UN
with O.R. ISO 11926 ports



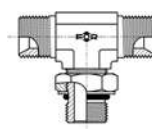
389 211021

Terminale orientabile a "T"
BSP - GAS cil. (BSPP)
con O.R. e rondella per sedi ISO 1179
Branch (ADJ) tee male
BSP - male BSPP
with O.R. and retaining ring
ISO 1179 ports



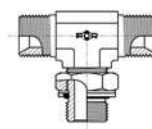
390 211120

Terminale orientabile a "T"
BSP - GAS cil. (JIS)
con O.R. per sedi JIS 2351
Branch (ADJ) tee male
BSP - male JIS
with O.R. JIS 2351 ports



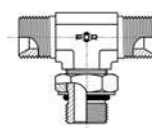
390 211032

Terminale orientabile a "T"
BSP - Metrico cil. con O.R. e rondella
per sedi ISO 9974
Branch (ADJ) tee male
BSP - male Metric
with O.R. and retaining ring
ISO 9974 ports



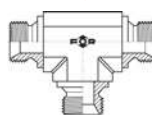
391 211076

Terminale orientabile a "T"
BSP - Metrico cil.
con O.R. per sedi ISO 6149
Branch (ADJ) tee male
BSP - male Metric
with O.R. ISO 6149 ports



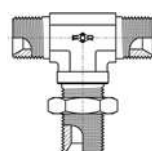
391 211121

Giunzione a "T" maschi
BSP 60° + sede bonded
Union tee male
BSP 60° for bonded seal



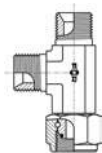
392 212003

Giunzione a "T" passaparatia
maschi BSP
Bulkhead union tee
male BSP

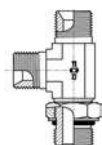



392 213084

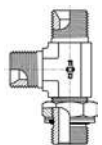
Giunzione a "L" maschi
 BSP - femmina BSP
Swivel nut run tee
 BSP - swivel nut BSP


393 213006

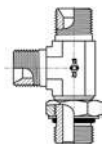
Terminale orientabile a "L"
 BSP - SAE UNF-UN
 per sedi ISO 11926
Run (AD) tee male
 BSP - male SAE UNF-UN
 with O.R. ISO 11926 ports


394 213017

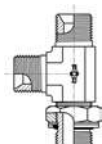
Terminale orientabile a "L"
 BSP - GAS cil. (BSPP)
 con O.R. e rondella per sedi ISO 1179
Run (AD) tee male
 BSP - male BSPP with O.R.
 and retaining ring ISO 1179 ports


395 213105

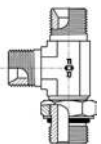
Terminale orientabile a "L"
 BSP - GAS cil. (JIS)
 con O.R. per sedi JIS 2351
Run (AD) tee male
 BSP - male JIS
 with O.R. JIS 2351 ports


396 213028

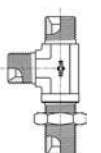
Terminale orientabile a "L"
 BSP - Metrico cil. con O.R.
 e rondella per sedi ISO 9974
Run (AD) tee male BSP - male Metric
 with O.R. and retaining ring
 ISO 9974 ports


397 213062

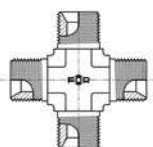
Terminale orientabile a "L"
 BSP - Metrico cil.
 con O.R. per sedi ISO 6149
Run (AD) tee male
 BSP - male Metric
 with O.R. ISO 6149 ports


398 214007

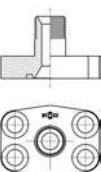
Giunzione a "L" passaparatia
 maschi BSP
Bulkhead run tee
 male BSP


398 215000

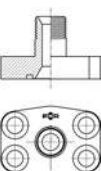
Giunzione a croce
 maschio BSP
Union cross
 male BSP


399 402019

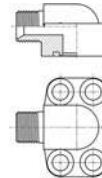
Flangia diritta maschio
 BSP - SAE 3000 PSI
Straight male
 BSP - SAE 3000 PSI flange


399 402514

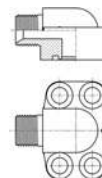
Flangia diritta maschio
 BSP - SAE 6000 PSI
Straight male
 BSP - SAE 6000 PSI flange


400 407046

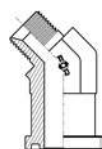
Flangia 90° maschio
 BSP - SAE 3000 PSI
 90° male
 BSP - SAE 3000 PSI flange


400 407541

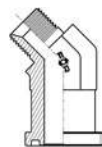
Flangia 90° maschio
 BSP - SAE 6000 PSI
 90° male
 BSP - SAE 6000 PSI flange


401 405012

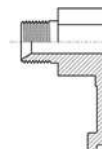
Flangia 45° orientabile
 maschio BSP - SAE 3000 PSI
 45° (AD) male
 BSP - SAE 3000 PSI flange


401 405517

Flangia 45° orientabile
 maschio BSP - SAE 6000 PSI
 45° (AD) male
 BSP - SAE 6000 PSI flange


402 407013

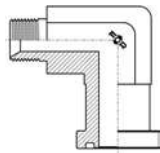
Flangia 90° orientabile
 maschio BSP - SAE 3000 PSI
 90° (AD) male
 BSP - SAE 3000 PSI flange



INDICE FIGURATIVO
VISUAL INDEX

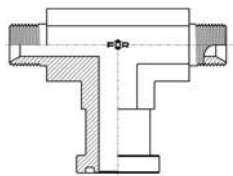
402 407518

Flangia 90° orientabile
maschio BSP - SAE 6000 PSI
90° (ADJ) male
BSP - SAE 6000 PSI flange



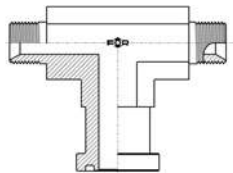
403 411017

Flangia a "T" orientabile
maschi BSP - SAE 3000 PSI
Branch (ADJ) tee male
BSP - SAE 3000 PSI flange



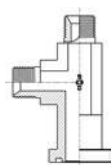
403 411512

Flangia a "T" orientabile
maschi BSP - SAE 6000 PSI
Branch (ADJ) tee male
BSP - SAE 6000 PSI flange



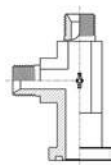
404 413019

Flangia a "L" orientabile
maschi BSP - SAE 3000 PSI
Run (ADJ) tee male
BSP - SAE 3000 PSI flange



404 413514

Flangia a "L" orientabile
maschi BSP - SAE 6000 PSI
Run (ADJ) tee male
BSP - SAE 6000 PSI flange



405 402141

Flangia diritta maschio
BSP - interasse metrico
4 fori per viti standard
Straight male
BSP - 4 bolts metric
flange std. screw



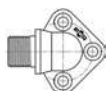
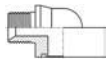
405 402142

Flangia diritta maschio
BSP - interasse metrico
4 fori per viti maggiorate
Straight male
BSP - 4 bolts metric flange heavy screw



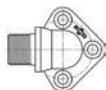
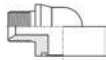
406 407134

Flangia 90° maschio
BSP - interasse metrico
3 fori per viti standard
90° male BSP - 3 bolts metric
flange std. screw



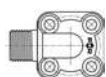
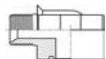
406 407135

Flangia 90° maschio
BSP - interasse metrico
3 fori per viti maggiorate
90° male BSP - 3 bolts metric
flange heavy screw



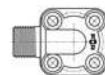
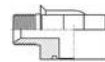
407 407178

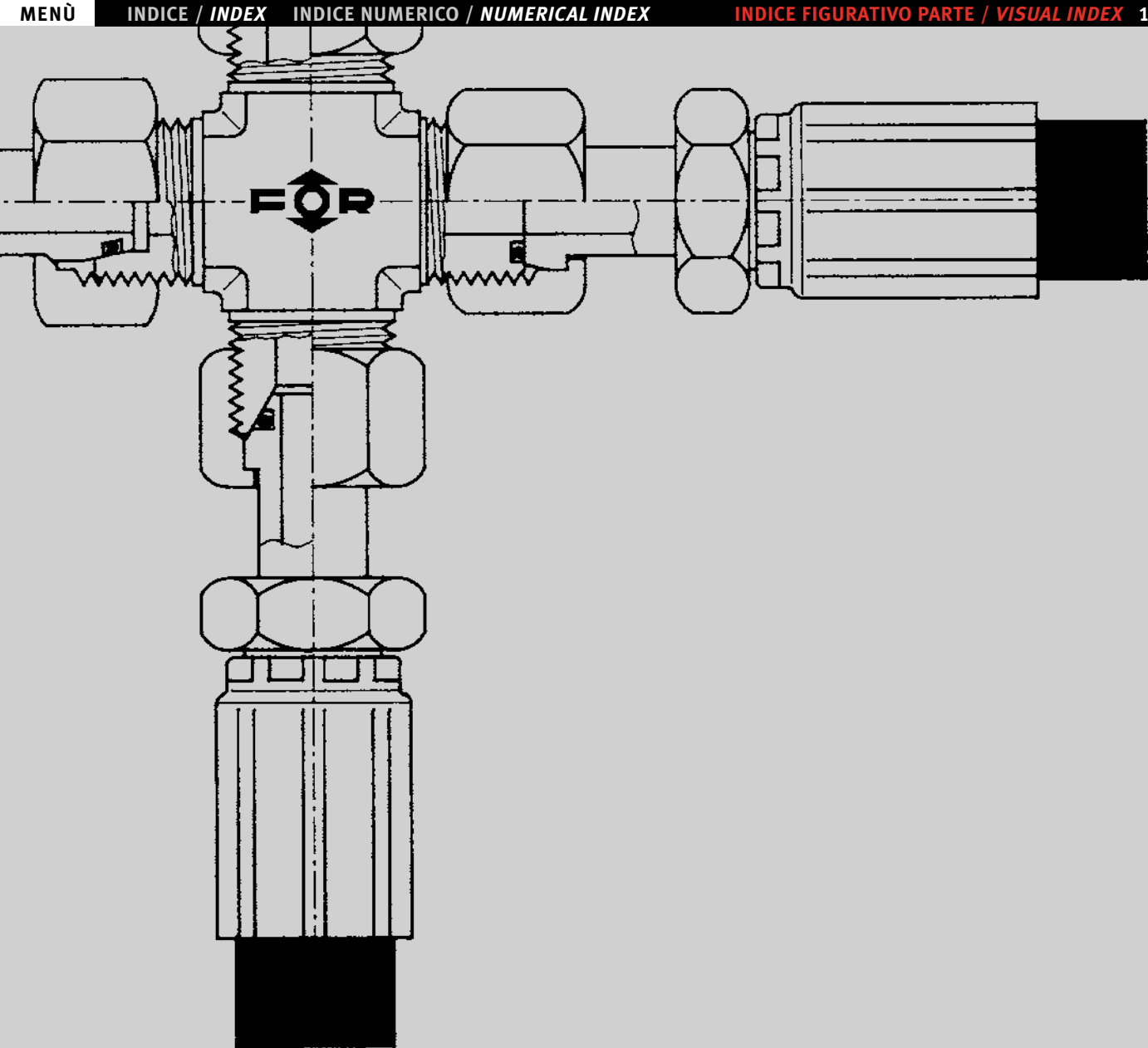
Flangia 90° maschio
BSP - interasse metrico
4 fori per viti standard
90° male
BSP - 4 bolts metric
flange std. screw

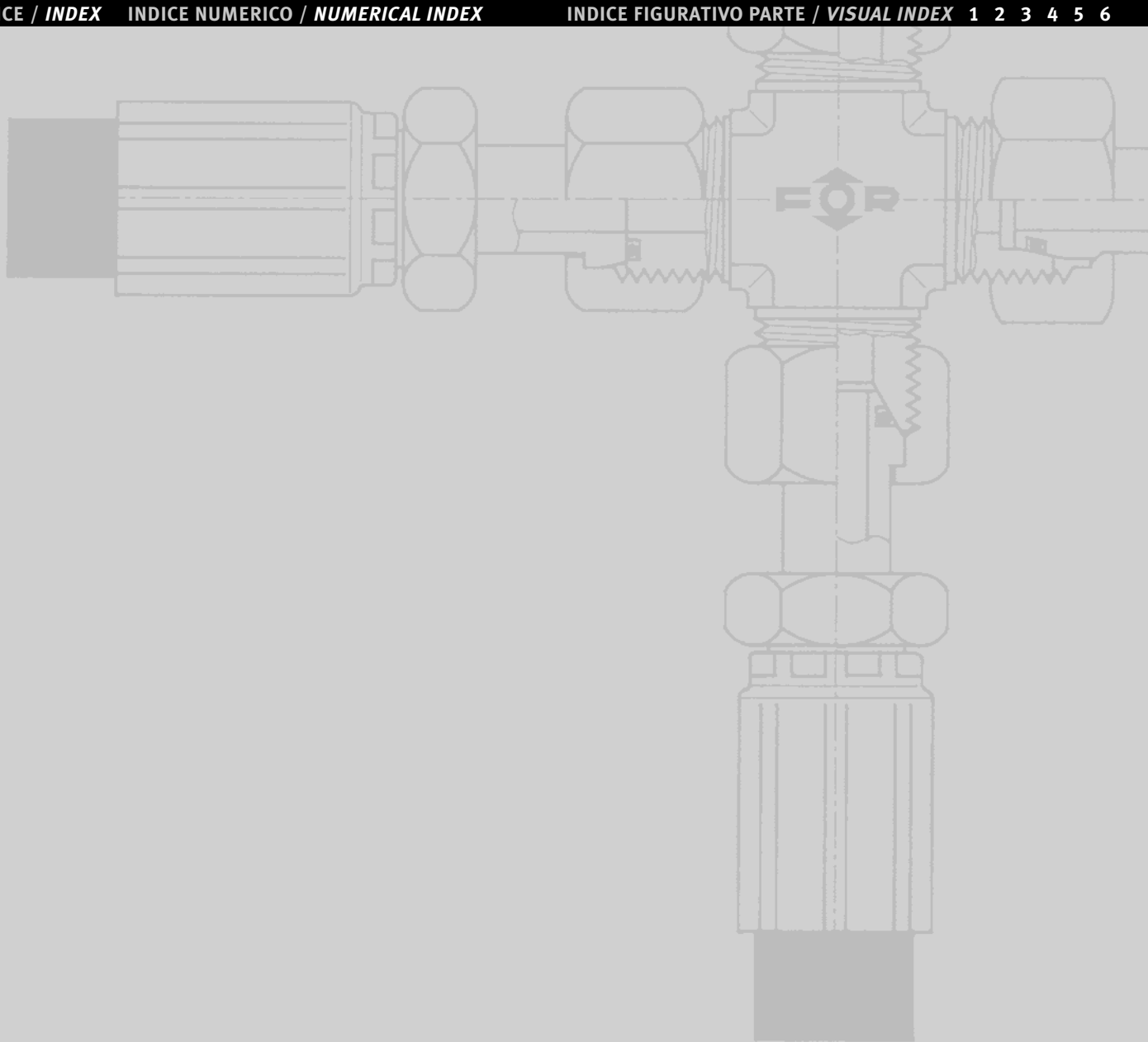


407 407179

Flangia 90° maschio
BSP - interasse metrico
4 fori per viti maggiorate
90° male
BSP - 4 bolts metric
flange heavy screw









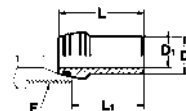
RACCORDI A TENUTA CONICA 60° (BSP)

BRITISH STANDARD PIPE (BSP)
CONNECTORS 60° SEAT

T		RIFERIMENTO REFERENCE	F	D	D ₁	L	L ₁	PRESSIONE DI ESERCIZIO WORKING PRESSURE
MM.	IN.		GAS CIL.BSPP					
6	1/4	X202190/0615	1/4	6	3	30	27	400 BAR
10	3/8	X202190/1015	3/8	10	6,5	31	28	400 BAR
12	1/2	X202190/1220	1/2	12	8	34	31	350 BAR
16	5/8	X202190/1625	5/8	16	11	34	32	350 BAR
20	3/4	X202190/2030	3/4	20	14	35	32	350 BAR
25	1"	X202190/2535	1"	25	18	37	33	300 BAR
32	1" 1/4	X202190/3240	1" 1/4	32	24	45	40	250 BAR
38	1" 1/2	X202190/3840	1" 1/2	38	30	47	42	250 BAR
5	3/16	X202190/05115	1/8	6	3	30	28	400 BAR
6	1/4	X202190/06115	1/4	8	4,5	30	27	400 BAR
10	3/8	X202190/10125	3/8	12	6,5	28	28	400 BAR
12	1/2	X202190/12120	1/2	14	10	34	31	350 BAR
12	1/2	X202190/12225	1/2	15	10	34	31	350 BAR

202190

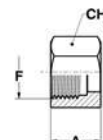
Codolo a saldare
Welding nipple



T		RIFERIMENTO REFERENCE	F	A	CH
MM.	IN.		GAS CIL.BSPP		
5	3/16	A201122/10	1/8	15	14
6	1/4	A201122/13	1/4	15	17
10	3/8	A201122/17	3/8	18	22
12	1/2	A201122/21	1/2	20	27
16	5/8	A201122/23	5/8	23	27
20	3/4	A201122/26	3/4	23	32
25	1"	A201122/33	1"	26	41
32	1" 1/4	A201122/42	1" 1/4	28	50
38	1" 1/2	A201122/48	1" 1/2	32,5	60
50	2"	A201122/60	2"	45	70

201122

Dado per codolo a saldare
Nut

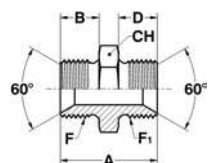


RACCORDI A TENUTA CONICA 60° (BSP)

BRITISH STANDARD PIPE (BSP)
CONNECTORS 60° SEAT

202002

Giunzione diretta
BSP - BSP
Union
BSP -BSP



T		T ₁		RIFERIMENTO REFERENCE	F	F ₁	A	B	D	CH
MM.	IN.	MM.	IN.		GAS CIL.BSPP	GAS CIL.BSPP				
5	3/16	5	3/16	A202002/1010	1/8	1/8	25	9,5	9,5	14
5	3/16	6	1/4	A202002/1013	1/8	1/4	25	8	11	19
6	1/4	6	1/4	A202002/1313	1/4	1/4	28	11	11	19
6	1/4	10	3/8	A202002/1317	1/4	3/8	30	11	12	22
6	1/4	12	1/2	A202002/1321	1/4	1/2	33	11	14	27
10	3/8	10	3/8	A202002/1717	3/8	3/8	31	12	12	22
10	3/8	12	1/2	A202002/1721	3/8	1/2	34	12	14	27
10	3/8	20	3/4	A202002/1726	3/8	3/4	39	12	16	32
12	1/2	12	1/2	A202002/2121	1/2	1/2	35	14	14	27
12	1/2	20	3/4	A202002/2126	1/2	3/4	40	14	16	32
16	5/8	16	5/8	A202002/2323	5/8	5/8	42	16	16	27
20	3/4	20	3/4	A202002/2626	3/4	3/4	44	16	16	32
20	3/4	25	1"	A202002/2633	3/4	1"	46	16	19	41
25	1"	25	1"	A202002/3333	1"	1"	48	19	19	41
25	1"	32	1" 1/4	A202002/3342	1"	1" 1/4	50	19	20	50
25	1"	38	1" 1/2	A202002/3348	1"	1" 1/2	53	19	22	55
32	1" 1/4	32	1" 1/4	A202002/4242	1" 1/4	1" 1/4	50	20	20	50
32	1" 1/4	38	1" 1/2	A202002/4248	1" 1/4	1" 1/2	54	20	22	55
38	1" 1/2	38	1" 1/2	A202002/4848	1" 1/2	1" 1/2	55	22	22	55
6	1/4	20	3/4	SA202002/1326	1/4	3/4	36	11	16	32
6	1/4	25	1"	SA202002/1333	1/4	1"	40	11	19	41
10	3/8	25	1"	SA202002/1733	3/8	1"	41	12	19	41
12	1/2	25	1"	SA202002/2133	1/2	1"	44	14	19	41
20	3/4	38	1" 1/2	SA202002/2648	3/4	1" 1/2	49	16	22	55
32	1" 1/4	50	2"	SA202002/4260	1" 1/4	2"	57,5	20	25	70
64	2" 1/2	64	2" 1/2	SA202002/7575	2" 1/2	2" 1/2	68	26,5	26,5	85



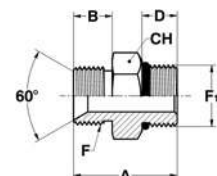
RACCORDI A TENUTA CONICA 60° (BSP)

BRITISH STANDARD PIPE (BSP)
CONNECTORS 60° SEAT

202035

T		RIFERIMENTO REFERENCE	F	F ₁	A	B	D	CH
MM.	IN.		GAS CIL.BSPP	UNF-UN				
5	3/16	A202035/1011	1/8	7/16-20	25	8	9	14
5	3/16	A202035/1012	1/8	1/2-20	25	8	9	16
6	1/4	A202035/1312	1/4	1/2-20	28	11	9	16
6	1/4	A202035/1314	1/4	9/16-18	30	11	10	19
6	1/4	A202035/1319	1/4	3/4-16	31.5	11	11	22
10	3/8	A202035/1714	3/8	9/16-18	31	12	10	19
10	3/8	A202035/1719	3/8	3/4-16	32.5	12	11	22
10	3/8	A202035/1722	3/8	7/8-14	36.5	12	13	27
12	1/2	A202035/2119	1/2	3/4-16	35	14	11	22
12	1/2	A202035/2122	1/2	7/8-14	37.5	14	13	27
12	1/2	A202035/2127	1/2	1" 1/16-12	42	14	15	32
16	5/8	A202035/2322	5/8	7/8-14	38.5	16	13	27
20	3/4	A202035/2622	3/4	7/8-14	40.5	16	13	27
20	3/4	A202035/2627	3/4	1" 1/16-12	44	16	15	32
20	3/4	A202035/2633	3/4	1" 5/16-12	45	16	15	38
25	1"	A202035/3327	1"	1" 1/16-12	48	19	15	36
25	1"	A202035/3333	1"	1" 5/16-12	49	19	15	38
25	1"	A202035/3341	1"	1" 5/8-12	49.5	19	15	50
32	1" 1/4	A202035/4233	1" 1/4	1" 5/16-12	50.5	20	15	46
32	1" 1/4	A202035/4241	1" 1/4	1" 5/8-12	50.5	20	15	50
32	1" 1/4	A202035/4248	1" 1/4	1" 7/8-12	52.5	20	15	55
38	1" 1/2	A202035/4848	1" 1/2	1" 7/8-12	54	22	15	55
5	3/16	SA202035/1014	1/8	9/16-18	27	8	10	19
6	1/4	SA202035/1309	1/4	3/8-24	26	11	7,5	14
6	1/4	SA202035/1311	1/4	7/16-20	29	11	9	14
6	1/4	SA202035/1322	1/4	7/8-14	34	11	13	27
6	1/4	SA202035/1327	1/4	1" 1/16-12	37	11	15	32
10	3/8	SA202035/1711	3/8	7/16-20	30,5	12	9	19
10	3/8	SA202035/1727	3/8	1" 1/16-12	39	12	15	32
12	1/2	SA202035/2114	1/2	9/16-18	35	14	10	22
12	1/2	SA202035/2133	1/2	1" 5/16-12	43	14	15	38
16	5/8	SA202035/2327	5/8	1" 1/16-12	44	16	15	32
20	3/4	SA202035/2619	3/4	3/4-16	42	16	11	27
20	3/4	SA202035/2641	3/4	1" 5/8-12	46	16	15	50
25	1"	SA202035/3319	1"	3/4-16	45	19	11	36
25	1"	SA202035/3322	1"	7/8-14	45.5	19	13	36
25	1"	SA202035/3348	1"	1" 7/8-12	50	19	15	55
32	1" 1/4	SA202035/4227	1" 1/4	1" 1/16-12	50.5	20	15	42
38	1" 1/2	SA202035/4827	1" 1/2	1" 1/16-12	53.5	22	15	48
38	1" 1/2	SA202035/4833	1" 1/2	1" 5/16-12	54	22	15	50
38	1" 1/2	SA202035/4841	1" 1/2	1" 5/8-12	51.5	22	15	50
50	2"	SA202035/6041	2"	1" 5/8-12	57	25	15	65
50	2"	SA202035/6048	2"	1" 7/8-12	57.5	25	15	65
50	2"	SA202035/6063	2"	2" 1/2-12	61.5	25	15	70

Terminale dritto
BSP - SAE UNF-UN
per sedi ISO 11926
Connector male
BSP - male SAE UNF-UN
with O.R. ISO 11926 ports
SEDI PAG.30 / PORTS PAG.30



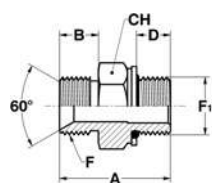
RACCORDI A TENUTA CONICA 60° (BSP)

BRITISH STANDARD PIPE (BSP)
CONNECTORS 60° SEAT

202123

Terminale dritto
BSP - GAS cil. (BSPP)
con O.R. e rondella
per sedi ISO 1179
Connector male
BSP - male BSPP
with O.R. and retaining ring
ISO 1179 ports

SEDI PAG.32 / PORTS PAG.32



T		RIFERIMENTO REFERENCE	F	F ₁	A	B	D	CH
MM.	IN.		GAS CIL.BSPP	GAS CIL.BSPP				
5	3/16	A202123/1010	1/8	1/8	23	8	7	14
5	3/16	A202123/1013	1/8	1/4	28	8	10	19
6	1/4	A202123/1313	1/4	1/4	31	11	10	19
6	1/4	A202123/1317	1/4	3/8	31	11	10	24
10	3/8	A202123/1713	3/8	1/4	33	12	10	19
10	3/8	A202123/1717	3/8	3/8	34	12	10	24
10	3/8	A202123/1721	3/8	1/2	38	12	12	27
12	1/2	A202123/2117	1/2	3/8	35	14	10	24
12	1/2	A202123/2121	1/2	1/2	40	14	12	27
12	1/2	A202123/2126	1/2	3/4	44	14	14	36
16	5/8	A202123/2321	5/8	1/2	41	16	12	27
20	3/4	A202123/2621	3/4	1/2	43	16	12	27
20	3/4	A202123/2626	3/4	3/4	46	16	14	36
20	3/4	A202123/2633	3/4	1"	52	16	15,5	41
25	1"	A202123/3326	1"	3/4	49	19	14	36
25	1"	A202123/3333	1"	1"	55	19	15,5	41
25	1"	A202123/3342	1"	1"1/4	60	19	17,5	50
32	1"1/4	A202123/4233	1"1/4	1"	51	20	15,5	46
32	1"1/4	A202123/4242	1"1/4	1"1/4	61	20	17,5	50
32	1"1/4	A202123/4248	1"1/4	1"1/2	55	20	19,5	60
38	1"1/2	A202123/4848	1"1/2	1"1/2	63	22	19,5	60
5	3/16	SA202123/1017	1/8	3/8	29	8	10	24
6	1/4	SA202123/1310	1/4	1/8	26	11	7	14
6	1/4	SA202123/1321	1/4	1/2	35	11	12	27
10	3/8	SA202123/1726	3/8	3/4	41	12	14	36
12	1/2	SA202123/2110	1/2	1/8	31	14	7	22
16	5/8	SA202123/2333	5/8	1"	52	16	15,5	41
25	1"	SA202123/3348	1"	1"1/2	58	19	19,5	60
38	1"1/2	SA202123/4833	1"1/2	1"	59	22	15,5	50
38	1"1/2	SA202123/4842	1"1/2	1"1/4	63	22	17,5	50



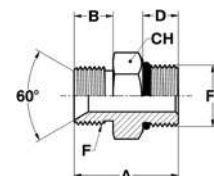
RACCORDI A TENUTA CONICA 60° (BSP)

BRITISH STANDARD PIPE (BSP)
CONNECTORS 60° SEAT

T		RIFERIMENTO REFERENCE	F	F ₁	A	B	D	CH
MM.	IN.		GAS CIL.BSPP	GAS CIL.JIS				
5	3/16	A202321/1010	1/8	1/8	24	8	9	14
5	3/16	A202321/1013	1/8	1/4	28	8	12	19
6	1/4	A202321/1313	1/4	1/4	31	11	12	19
6	1/4	A202321/1317	1/4	3/8	31	11	12	22
10	3/8	A202321/1713	3/8	1/4	33	12	12	19
10	3/8	A202321/1717	3/8	3/8	34	12	12	22
10	3/8	A202321/1721	3/8	1/2	40	12	16	27
12	1/2	A202321/2117	1/2	3/8	35	14	12	22
12	1/2	A202321/2121	1/2	1/2	42	14	16	27
12	1/2	A202321/2126	1/2	3/4	45	14	17	36
16	5/8	A202321/2321	5/8	1/2	43	16	16	27
20	3/4	A202321/2621	3/4	1/2	45	16	16	27
20	3/4	A202321/2626	3/4	3/4	47	16	17	36
20	3/4	A202321/2633	3/4	1"	53	16	20	41
25	1"	A202321/3326	1"	3/4	50	19	17	36
25	1"	A202321/3333	1"	1"	56	19	20	41
25	1"	A202321/3342	1"	1" 1/4	60	19	20	50
32	1" 1/4	A202321/4242	1" 1/4	1" 1/4	61	20	20	50
38	1" 1/2	A202321/4848	1" 1/2	1" 1/2	61	22	20	55

202321

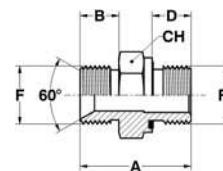
Terminale dritto
BSP - GAS cil. (JIS)
con O.R. per sedi JIS 2351
Connector male
BSP - male JIS
with O.R. JIS 2351 ports
SEDI PAG.31 / PORTS PAG.31



T		RIFERIMENTO REFERENCE	F	F ₁	A	B	D	CH
MM.	IN.		GAS CIL.BSPP	GAS CIL.BSPP				
5	3/16	A202288/1010	1/8	1/8	22	8	8	14
5	3/16	A202288/1013	1/8	1/4	28	8	12	19
6	1/4	A202288/1313	1/4	1/4	31	11	12	19
6	1/4	A202288/1317	1/4	3/8	31	11	12	22
10	3/8	A202288/1713	3/8	1/4	33	12	12	19
10	3/8	A202288/1717	3/8	3/8	34	12	12	22
10	3/8	A202288/1721	3/8	1/2	38	12	14	27
12	1/2	A202288/2117	1/2	3/8	35	14	12	24
12	1/2	A202288/2121	1/2	1/2	40	14	14	27
12	1/2	A202288/2126	1/2	3/4	44	14	16	32
16	5/8	A202288/2321	5/8	1/2	41	16	14	27
20	3/4	A202288/2621	3/4	1/2	44	16	14	27
20	3/4	A202288/2626	3/4	3/4	46	16	16	32
20	3/4	A202288/2633	3/4	1"	52	16	18	41
25	1"	A202288/3326	1"	3/4	49	19	16	36
25	1"	A202288/3333	1"	1"	55	19	18	41
25	1"	A202288/3342	1"	1" 1/4	60	19	20	50
32	1" 1/4	A202288/4242	1" 1/4	1" 1/4	61	20	20	50
38	1" 1/2	A202288/4848	1" 1/2	1" 1/2	63	22	22	55

202288

Terminale dritto
BSP - GAS cil. (BSPP)
con tenuta ad elastomero
per sedi ISO 1179
Connector male
BSP - male BSPP
with elastomer seal
ISO 1179 ports
SEDI PAG.34 / PORTS PAG.34



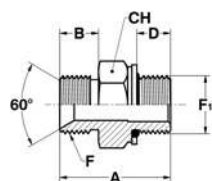
RACCORDI A TENUTA CONICA 60° (BSP)

BRITISH STANDARD PIPE (BSP)
CONNECTORS 60° SEAT

202134

Terminale diritto
BSP - Metrico cil.
con O.R. e rondella
per sedi ISO 9974
Connector male
BSP - male Metric
with O.R. and retaining ring
ISO 9974 ports

SEDI PAG.32 / PORTS PAG.32



T		RIFERIMENTO REFERENCE	F	F ₁	A	B	D	CH
MM.	IN.		GAS CIL.BSP	METRICO METRIC				
5	3/16	A202134/1010	1/8	10x1	25.5	8	8,5	14
5	3/16	A202134/1012	1/8	12x1,5	27	8	9,5	17
6	1/4	A202134/1312	1/4	12x1,5	29.5	11	9,5	17
6	1/4	A202134/1314	1/4	14x1,5	31	11	9,5	19
6	1/4	A202134/1316	1/4	16x1,5	32	11	11	22
10	3/8	A202134/1714	3/8	14x1,5	33	12	9,5	19
10	3/8	A202134/1716	3/8	16x1,5	35	12	11	22
10	3/8	A202134/1718	3/8	18x1,5	36	12	12,5	24
12	1/2	A202134/2118	1/2	18x1,5	38	14	12,5	24
12	1/2	A202134/2120	1/2	20x1,5	38	14	12,5	27
12	1/2	A202134/2122	1/2	22x1,5	41.5	14	13,5	27
16	5/8	A202134/2322	5/8	22x1,5	43.5	16	13,5	27
20	3/4	A202134/2622	3/4	22x1,5	43.5	16	13,5	30
20	3/4	A202134/2626	3/4	26x1,5	44	16	13,5	36
20	3/4	A202134/2627	3/4	27x2	48.5	16	16,5	36
25	1"	A202134/3327	1"	27x2	51.5	19	16,5	36
25	1"	A202134/3333	1"	33x2	55.5	19	16,5	41
32	1"1/4	A202134/4242	1"1/4	42x2	61	20	17	50
38	1"1/2	A202134/4848	1"1/2	48x2	63	22	19,5	55
5	3/16	SA202134/1014	1/8	14x1,5	27	8	9,5	19
6	1/4	SA202134/1318	1/4	18x1,5	35	11	12,5	24
6	1/4	SA202134/1320	1/4	20x1,5	37	11	12,5	27
6	1/4	SA202134/1322	1/4	22x1,5	38	11	13,5	27
10	3/8	SA202134/1722	3/8	22x1,5	39.5	12	13,5	27
12	1/2	SA202134/2114	1/2	14x1,5	35	14	9,5	24
12	1/2	SA202134/2116	1/2	16x1,5	36.5	14	11	24
12	1/2	SA202134/2126	1/2	26x1,5	41	14	14	36
16	5/8	SA202134/2316	5/8	16x1,5	39	16	11	24
16	5/8	SA202134/2318	5/8	18x1,5	40.5	16	12,5	24
16	5/8	SA202134/2320	5/8	20x1,5	40.5	16	12,5	27
20	3/4	SA202134/2618	3/4	18x1,5	41	16	12,5	30
20	3/4	SA202134/2633	3/4	33x2	50	16	16,5	41
25	1"	SA202134/3326	1"	26x1,5	46	19	13,5	36
25	1"	SA202134/3330	1"	30x1,5	51	19	15	41
25	1"	SA202134/3342	1"	42x2	58	19	17	50
32	1"1/4	SA202134/4226	1"1/4	26x1,5	51	20	13,5	46
32	1"1/4	SA202134/4233	1"1/4	33x2	55.5	20	16,5	46
38	1"1/2	SA202134/4842	1"1/2	42x2	63	22	17	50



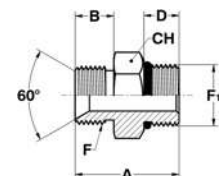
RACCORDI A TENUTA CONICA 60° (BSP)

BRITISH STANDARD PIPE (BSP)
CONNECTORS 60° SEAT

T		RIFERIMENTO REFERENCE	F	F ₁	A	B	D	CH
MM.	IN.							
5	3/16	A202200/1010	1/8	10x1	25.5	8	9,5	14
5	3/16	A202200/1012	1/8	12x1,5	27	8	11	17
6	1/4	A202200/1312	1/4	12x1,5	29.5	11	11	17
6	1/4	A202200/1314	1/4	14x1,5	31	11	11	19
6	1/4	A202200/1316	1/4	16x1,5	32	11	12,5	22
10	3/8	A202200/1714	3/8	14x1,5	33	12	11	19
10	3/8	A202200/1716	3/8	16x1,5	35	12	12,5	22
10	3/8	A202200/1718	3/8	18x1,5	36	12	14	24
12	1/2	A202200/2118	1/2	18x1,5	38	14	14	24
12	1/2	A202200/2120	1/2	20x1,5	38	14	14	27
12	1/2	A202200/2122	1/2	22x1,5	41.5	14	15	27
16	5/8	A202200/2322	5/8	22x1,5	43.5	16	15	27
20	3/4	A202200/2622	3/4	22x1,5	43.5	16	15	30
20	3/4	A202200/2627	3/4	27x2	48.5	16	18,5	36
25	1"	A202200/3327	1"	27x2	51.5	19	18,5	36
25	1"	A202200/3333	1"	33x2	55.5	19	18,5	41
32	1" 1/4	A202200/4242	1" 1/4	42x2	61	20	19	50
38	1" 1/2	A202200/4848	1" 1/2	48x2	63	22	21,5	55
10	3/8	SA202200/1722	3/8	22x1,5	39.5	12	15	27
25	1"	SA202200/3342	1"	42x2	58	19	19	50

202200

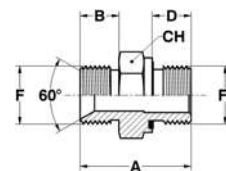
Terminale dritto
BSP - Metrico cil.
con O.R. per sedi ISO 6149
Connector male
BSP - male Metric
with O.R. ISO 6149 ports
SEDI PAG.30 / PORTS PAG.30



T		RIFERIMENTO REFERENCE	F	F ₁	A	B	D	CH
MM.	IN.							
5	3/16	A202299/1010	1/8	10x1	23,00	8	8	14
5	3/16	A202299/1012	1/8	12x1,5	27,50	8	12	17
6	1/4	A202299/1312	1/4	12x1,5	30,50	11	12	17
6	1/4	A202299/1314	1/4	14x1,5	32,00	11	12	19
6	1/4	A202299/1316	1/4	16x1,5	32,50	11	12	22
10	3/8	A202299/1714	3/8	14x1,5	34,00	12	12	19
10	3/8	A202299/1716	3/8	16x1,5	35,00	12	12	22
10	3/8	A202299/1718	3/8	18x1,5	35,00	12	12	24
12	1/2	A202299/2118	1/2	18x1,5	37,00	14	12	24
12	1/2	A202299/2122	1/2	22x1,5	40,50	14	14	27
16	5/8	A202299/2322	5/8	22x1,5	42,50	16	14	27
20	3/4	A202299/2622	3/4	22x1,5	42,50	16	14	30
20	3/4	A202299/2627	3/4	27x2	46,00	16	16	32
25	1"	A202299/3327	1"	27x2	49,00	19	16	36
25	1"	A202299/3333	1"	33x2	55,00	19	18	41
32	1" 1/4	A202299/4242	1" 1/4	42x2	62,00	20	20	50
38	1" 1/2	A202299/4848	1" 1/2	48x2	70,00	22	22	55

202299

Terminale dritto
BSP - Metrico cil.
con tenuta ad elastomero
per sedi ISO 9974
Connector male
BSP - male Metric
with elastomer seal
ISO 9974 ports
SEDI PAG.34 / PORTS PAG.34

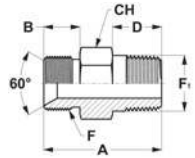


RACCORDI A TENUTA CONICA 60° (BSP)

**BRITISH STANDARD PIPE (BSP)
CONNECTORS 60° SEAT**

202167

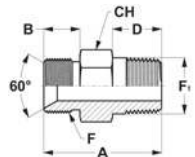
Terminale diritto
BSP - NPTF
per sedi SAE 476
Connector male
BSP - NPTF
taper SAE 476 ports
SEDI PAG.35 / PORTS PAG.35



T		RIFERIMENTO REFERENCE	F	F ₁	A	B	D	CH
MM.	IN.		GAS CIL.BSPP	NPTF				
5	3/16	A202167/1010	1/8	1/8	25	8	10	13
5	3/16	A202167/1013	1/8	1/4	29	8	14,5	19
6	1/4	A202167/1310	1/4	1/8	26,5	11	10	17
6	1/4	A202167/1313	1/4	1/4	33	11	14,5	19
6	1/4	A202167/1321	1/4	1/2	40	11	19	24
10	3/8	A202167/1717	3/8	3/8	36	12	14,5	19
10	3/8	A202167/1721	3/8	1/2	42	12	19	24
10	3/8	A202167/1726	3/8	3/4	42	12	19	32
12	1/2	A202167/2117	1/2	3/8	39	14	14,5	24
12	1/2	A202167/2121	1/2	1/2	45,5	14	19	24
12	1/2	A202167/2126	1/2	3/4	44	14	19	32
20	3/4	A202167/2626	3/4	3/4	47	16	19	32
20	3/4	A202167/2633	3/4	1"	51	16	24	36
25	1"	A202167/3333	1"	1"	56	19	24	36
25	1"	A202167/3342	1"	1" 1/4	57	19	24,5	46
6	1/4	SA202167/1317	1/4	3/8	35	11	14,5	19
10	3/8	SA202167/1713	3/8	1/4	36	12	14,5	19
12	1/2	SA202167/2142	1/2	1" 1/4	52	14	24,5	46
20	3/4	SA202167/2621	3/4	1/2	47	16	19	32
25	1"	SA202167/3321	1"	1/2	51	19	19	36
25	1"	SA202167/3326	1"	3/4	51	19	19	36

202178

Terminale diritto
BSP - GAS conico (BSPT)
per sedi ISO 7
Connector male
BSP - BSPT
taper ISO 7 ports
SEDI PAG.35 / PORTS PAG.35



T		RIFERIMENTO REFERENCE	F	F ₁	A	B	D	CH
MM.	IN.		GAS CIL.BSPP	GAS CON.BSPT				
5	3/16	A202178/1010	1/8	1/8	24	8	9	14
5	3/16	A202178/1013	1/8	1/4	29	8	13	14
6	1/4	A202178/1313	1/4	1/4	31,5	11	13	17
6	1/4	A202178/1310	1/4	1/8	29	11	9	19
6	1/4	A202178/1317	1/4	3/8	33	11	13,5	19
10	3/8	A202178/1713	3/8	1/4	35	12	13	22
10	3/8	A202178/1717	3/8	3/8	32,5	12	13,5	19
10	3/8	A202178/1721	3/8	1/2	40	12	15,5	22
12	1/2	A202178/2117	1/2	3/8	36,5	14	13,5	24
12	1/2	A202178/2121	1/2	1/2	38,5	14	15,5	24
20	3/4	A202178/2621	3/4	1/2	43,5	16	15,5	30
20	3/4	A202178/2626	3/4	3/4	45,5	16	17	30
20	3/4	A202178/2633	3/4	1"	51	16	19,5	36
25	1"	A202178/3333	1"	1"	49,5	19	19,5	36
25	1"	A202178/3342	1"	1" 1/4	53	19	21,5	46
32	1" 1/4	A202178/4242	1" 1/4	1" 1/4	54	20	21,5	46
38	1" 1/2	A202178/4848	1" 1/2	1" 1/2	60	22	21,5	55

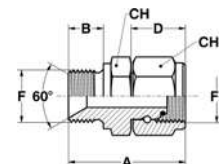


RACCORDI A TENUTA CONICA 60° (BSP)

BRITISH STANDARD PIPE (BSP)
CONNECTORS 60° SEAT

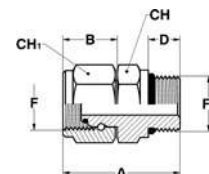
T		RIFERIMENTO REFERENCE	F	F ₁	A	B	D	CH	CH ₁
MM.	IN.								
5	3/16	A202211/1010	1/8	1/8	30	9	15,5	14	14
6	1/4	A202211/1313	1/4	1/4	36	11	17	19	19
10	3/8	A202211/1717	3/8	3/8	39	12	19	22	22
12	1/2	A202211/2121	1/2	1/2	46,5	14	21,5	27	27
16	5/8	A202211/2323	5/8	5/8	51,5	16	23,5	27	27
20	3/4	A202211/2626	3/4	3/4	53,5	16	26,5	32	32
25	1"	A202211/3333	1"	1"	65,5	19	30	41	41
32	1" 1/4	A202211/4242	1" 1/4	1" 1/4	71	20	33	50	50
38	1" 1/2	A202211/4848	1" 1/2	1" 1/2	76	22	37	55	55
6	1/4	SA202211/1317	1/4	3/8	38	11	19	19	22
6	1/4	SA202211/1321	1/4	1/2	42,5	11	21,5	19	27
6	1/4	SA202211/1326	1/4	3/4	47,5	11	26,5	24	32
10	3/8	SA202211/1713	3/8	1/4	37	12	17	22	19
10	3/8	SA202211/1721	3/8	1/2	44	12	21,5	22	27
12	1/2	SA202211/2117	1/2	3/8	44	14	19	27	22
12	1/2	SA202211/2126	1/2	3/4	51,5	14	26,5	27	32
20	3/4	SA202211/2621	3/4	1/2	48,5	16	21,5	32	27
20	3/4	SA202211/2633	3/4	1"	58	16	30	32	41
25	1"	SA202211/3326	1"	3/4	60	19	26,5	41	32
25	1"	SA202211/3342	1"	1" 1/4	67,5	19	33	41	50
32	1" 1/4	SA202211/4233	1" 1/4	1"	68	20	30	50	41

202211

Giunzione maschio
- femmina BSP
Union male BSP
- swivel nut BSP

T		RIFERIMENTO REFERENCE	F	F ₁	A	B	D	CH	CH ₁
MM.	IN.								
5	3/16	A202255/1011	1/8	7/16-20	33	15,5	9	14	14
6	1/4	A202255/1314	1/4	9/16-18	37	17	10	19	19
10	3/8	A202255/1719	3/8	3/4-16	39,5	19	11	22	22
12	1/2	A202255/2122	1/2	7/8-14	46,5	21,5	13	27	27
16	5/8	A202255/2322	5/8	7/8-14	49	23,5	13	27	27
20	3/4	A202255/2627	3/4	1" 1/16-12	53,5	26,5	15	32	32
25	1"	A202255/3333	1"	1" 5/16-12	61,5	30	15	38	41
32	1" 1/4	A202255/4241	1" 1/4	1" 5/8-12	64,5	33	15	48	50
38	1" 1/2	A202255/4848	1" 1/2	1" 7/8-12	69,5	37	15	55	55
12	1/2	SA202255/2119	1/2	3/4-16	42	21,5	11	22	27

202255

Terminale diritto femmina
BSP - maschio SAE UNF-UN
per sedi ISO 11926
Connector swivel nut
BSP - male SAE UNF-UN
with O.R. ISO 11926 ports
SEDI PAG.30 / PORTS PAG.30

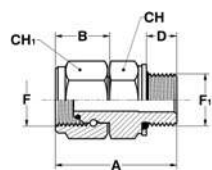
RACCORDI A TENUTA CONICA 60° (BSP)

BRITISH STANDARD PIPE (BSP)
CONNECTORS 60° SEAT

202222

Terminale diritto femmina
BSP - maschio GAS cil. (BSPP)
con O.R. e rondella
per sedi ISO 1179
Connector swivel nut
BSP - male BSPP
with O.R. and retaining ring
ISO 1179 ports

SEDI PAG.32 / PORTS PAG.32

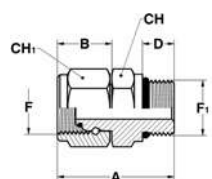


T		RIFERIMENTO REFERENCE	F	F ₁	A	B	D	CH	CH ₁
MM.	IN.		GAS CIL.BSPP	GAS CIL.BSPP					
5	3/16	A202222/1010	1/8	1/8	29,5	15,5	7	14	14
6	1/4	A202222/1313	1/4	1/4	38	17	10	19	19
10	3/8	A202222/1717	3/8	3/8	41	19	10	24	22
12	1/2	A202222/2121	1/2	1/2	48,5	21,5	12	27	27
20	3/4	A202222/2626	3/4	3/4	55,5	26,5	14	36	32
25	1"	A202222/3333	1"	1"	68,5	30	15,5	41	41
32	1" 1/4	A202222/4242	1" 1/4	1" 1/4	75	33	17,5	50	50
38	1" 1/2	A202222/4848	1" 1/2	1" 1/2	84	37	19,5	60	55
6	1/4	SA202222/1326	1/4	3/4	41	17	14	36	19
10	3/8	SA202222/1721	3/8	1/2	46	19	12	27	27
20	3/4	SA202222/2621	3/4	1/2	53,5	26,5	12	27	32

202332

Terminale diritto femmina
BSP - maschio GAS cil. (JIS)
con O.R. per sedi JIS 2351
Connector swivel nut
BSP - male JIS
with O.R. JIS 2351 ports

SEDI PAG.31 / PORTS PAG.31



T		RIFERIMENTO REFERENCE	F	F ₁	A	B	D	CH	CH ₁
MM.	IN.		GAS CIL.BSPP	GAS CIL.JIS					
5	3/16	A202332/1010	1/8	1/8	31,5	15,5	9	14	14
6	1/4	A202332/1313	1/4	1/4	37	17	12	19	19
10	3/8	A202332/1717	3/8	3/8	41	19	12	22	22
12	1/2	A202332/2121	1/2	1/2	49,5	21,5	16	27	27
20	3/4	A202332/2626	3/4	3/4	56,5	26,5	17	36	32
25	1"	A202332/3333	1"	1"	63	30	20	41	41
32	1" 1/4	A202332/4242	1" 1/4	1" 1/4	68	33	20	50	50
38	1" 1/2	A202332/4848	1" 1/2	1" 1/2	73	37	20	55	55



RACCORDI A TENUTA CONICA 60° (BSP)

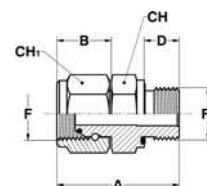
BRITISH STANDARD PIPE (BSP)
CONNECTORS 60° SEAT

T		RIFERIMENTO REFERENCE	F	F ₁	A	B	D	CH	CH ₁
MM.	IN.		GAS CIL.BSPP	GAS CIL.BSPP					
5	3/16	A202309/1010	1/8	1/8	30	15,5	8	14	14
6	1/4	A202309/1313	1/4	1/4	38	17	12	19	19
10	3/8	A202309/1717	3/8	3/8	41	19	12	22	22
12	1/2	A202309/2121	1/2	1/2	48,5	21,5	14	27	27
16	5/8	A202309/2321	5/8	1/2	53	23,5	14	27	27
20	3/4	A202309/2626	3/4	3/4	55	26,5	16	32	32
25	1"	A202309/3333	1"	1"	68	30	18	41	41
32	1"1/4	A202309/4242	1"1/4	1"1/4	74	33	20	50	50
38	1"1/2	A202309/4848	1"1/2	1"1/2	84	37	22	55	55

202309

Terminale diritto femmina
BSP - maschio GAS cil. (BSPP)
con tenuta ad elastomero
per sedi ISO 1179
Connector swivel nut
BSP - male BSPP
with elastomer seal
ISO 1179 ports

SEDI PAG.34 / PORTS PAG.34

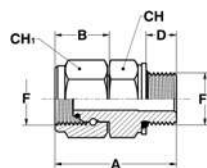


T		RIFERIMENTO REFERENCE	F	F ₁	A	B	D	CH	CH ₁
MM.	IN.		GAS CIL.BSPP	METRICO METRIC					
5	3/16	A202233/1010	1/8	10x1	31	15,5	8,5	14	14
6	1/4	A202233/1312	1/4	12x1,5	36,5	17	9,5	17	19
6	1/4	A202233/1314	1/4	14x1,5	37,5	17	9,5	19	19
10	3/8	A202233/1716	3/8	16x1,5	42	19	11	22	22
12	1/2	A202233/2122	1/2	22x1,5	50	21,5	13,5	27	27
16	5/8	A202233/2322	5/8	22x1,5	51	23,5	13,5	27	27
20	3/4	A202233/2627	3/4	27x2	57	26,5	16,5	32	32
25	1"	A202233/3333	1"	33x2	68	30	16,5	41	41
32	1"1/4	A202233/4242	1"1/4	42x2	74	33	17	50	50
38	1"1/2	A202233/4848	1"1/2	48x2	84	37	19,5	55	55
10	3/8	SA202233/1718	3/8	18x1,5	44,5	19	12,5	24	22
12	1/2	SA202233/2118	1/2	18x1,5	47,5	22	12,5	24	27

202233

Terminale diritto femmina
BSP - maschio Metrico cil.
con O.R. e rondella
per sedi ISO 9974
Connector swivel nut
BSP - male Metric
with O.R. and retaining ring
ISO 9974 ports

SEDI PAG.32 / PORTS PAG.32



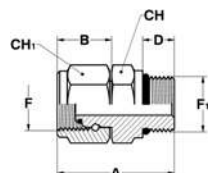
RACCORDI A TENUTA CONICA 60° (BSP)

BRITISH STANDARD PIPE (BSP)
CONNECTORS 60° SEAT

202244

Terminale diritto femmina
BSP - maschio Metrico cil.
con O.R. per sedi ISO 6149
*Connector swivel nut
BSP - male Metric
with O.R. ISO 6149 ports*

SEDI PAG.30 / PORTS PAG.30

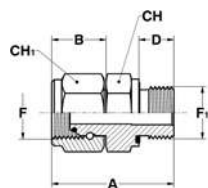


T		RIFERIMENTO REFERENCE	F	F ₁	A	B	D	CH	CH ₁
MM.	IN.		GAS CIL.BSPP	METRICO METRIC					
5	3/16	A202244/1010	1/8	10x1	31	15,5	9,5	14	14
6	1/4	A202244/1312	1/4	12x1,5	36,5	17	11	17	19
6	1/4	A202244/1314	1/4	14x1,5	37,5	17	11	19	19
10	3/8	A202244/1716	3/8	16x1,5	42	19	12,5	22	22
12	1/2	A202244/2122	1/2	22x1,5	50	21,5	15	27	27
16	5/8	A202244/2322	5/8	22x1,5	51	23,5	15	27	27
20	3/4	A202244/2627	3/4	27x2	57	26,5	18,5	32	32
25	1"	A202244/3333	1"	33x2	68	30	18,5	41	41
32	1"1/4	A202244/4242	1"1/4	42x2	74	33	19	50	50
38	1"1/2	A202244/4848	1"1/2	48x2	84	37	21,5	55	55

202310

Terminale diritto femmina
BSP - maschio Metrico cil.
con tenuta ad elastomero
per sedi ISO 9974
*Connector swivel nut
BSP - male Metric
with elastomer seal
ISO 9974 ports*

SEDI PAG.34 / PORTS PAG.34



T		RIFERIMENTO REFERENCE	F	F ₁	A	B	D	CH	CH ₁
MM.	IN.		GAS CIL.BSPP	METRICO METRIC					
5	3/16	A202310/1010	1/8	10x1	30,00	15,5	8	14	14
6	1/4	A202310/1312	1/4	12x1,5	36,50	17	12	17	19
6	1/4	A202310/1314	1/4	14x1,5	37,50	17	12	19	19
10	3/8	A202310/1716	3/8	16x1,5	41,50	19	12	22	22
10	3/8	A202310/1718	3/8	18x1,5	42,50	19	12	24	22
12	1/2	A202310/2122	1/2	22x1,5	48,50	21,5	14	27	27
16	5/8	A202310/2322	5/8	22x1,5	51,50	23,5	14	27	27
20	3/4	A202310/2627	3/4	27x2	55,00	26,5	16	32	32
25	1"	A202310/3333	1"	33x2	68,00	30	18	41	41
32	1"1/4	A202310/4242	1"1/4	42x2	74,00	33	20	50	50
38	1"1/2	A202310/4848	1"1/2	48x2	84,00	37	22	55	55

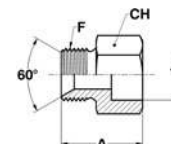


RACCORDI A TENUTA CONICA 60° (BSP)

BRITISH STANDARD PIPE (BSP)
CONNECTORS 60° SEAT

202057

Giunzione maschio BSP
sede a saldare
Braze on connector
male BSP



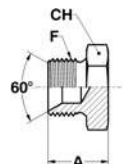
T		RIFERIMENTO REFERENCE	F	A	T	CH
MM.	IN.		GAS CIL.BSPP			
5	3/16	A202057/1006	1/8	18	6	14
6	1/4	A202057/1308	1/4	21	8	17
6	1/4	A202057/1310	1/4	21	10	17
6	1/4	A202057/1312	1/4	21	12	17
10	3/8	A202057/1710	3/8	27	10	19
10	3/8	A202057/1712	3/8	27	12	19
10	3/8	A202057/1714	3/8	27	14	19
10	3/8	A202057/1716	3/8	27	16	22
12	1/2	A202057/2114	1/2	29,5	14	24
12	1/2	A202057/2115	1/2	29,5	15	24
12	1/2	A202057/2116	1/2	29,5	16	24
12	1/2	A202057/2118	1/2	29,5	18	24
12	1/2	A202057/2120	1/2	32,5	20	27
16	5/8	A202057/2316	5/8	31	16	27
20	3/4	A202057/2618	3/4	33,5	18	30
20	3/4	A202057/2620	3/4	37,5	20	30
20	3/4	A202057/2622	3/4	37,5	22	30
20	3/4	A202057/2625	3/4	37,5	25	32
25	1"	A202057/3325	1"	41	25	36
25	1"	A202057/3327	1"	41	27	36
25	1"	A202057/3330	1"	41	30	41
25	1"	A202057/3332	1"	41	32	41
32	1" 1/4	A202057/4238	1" 1/4	43	38	46
32	1" 1/4	A202057/4242	1" 1/4	43	42	50
38	1" 1/2	A202057/4842	1" 1/2	47	42	55
6	1/4	SA202057/1306	1/4	22	6	17
6	1/4	SA202057/1313	1/4	22	13	19
10	3/8	SA202057/1717	3/8	27	17	22
12	1/2	SA202057/2121	1/2	32,5	21	27
12	1/2	SA202057/2122	1/2	33,5	22	30
16	5/8	SA202057/2318	5/8	31	18	27
20	3/4	SA202057/2615	3/4	33,5	15	30
20	3/4	SA202057/2616	3/4	33,5	16	30
20	3/4	SA202057/2626	3/4	37,5	26	32
20	3/4	SA202057/2627	3/4	37,5	27	35
20	3/4	SA202057/2630	3/4	37,5	30	36
25	1"	SA202057/3334	1"	41	34	41
25	1"	SA202057/3338	1"	41	38	46
32	1" 1/4	SA202057/4230	1" 1/4	40	30	46
32	1" 1/4	SA202057/4234	1" 1/4	43	34	46
38	1" 1/2	SA202057/4838	1" 1/2	45	38	55
38	1" 1/2	SA202057/4848	1" 1/2	42	48	60
50	2"	SA202057/6050	2"	40	50	65
50	2"	SA202057/6060	2"	45	60	70

RACCORDI A TENUTA CONICA 60° (BSP)

BRITISH STANDARD PIPE (BSP)
CONNECTORS 60° SEAT

201045

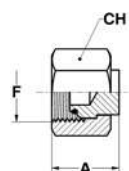
Tappo maschio
BSP
Male plug
BSP



T		RIFERIMENTO REFERENCE	F	A	CH
MM.	IN.		GAS CIL.BSPP		
5	3/16	A201045/10	1/8	16	14
6	1/4	A201045/13	1/4	17	19
10	3/8	A201045/17	3/8	19	22
12	1/2	A201045/21	1/2	22	27
16	5/8	A201045/23	5/8	25	27
20	3/4	A201045/26	3/4	26	32
25	1"	A201045/33	1"	29	41
32	1" 1/4	A201045/42	1" 1/4	31	50
38	1" 1/2	A201045/48	1" 1/2	35	55

201067

Tappo femmina
BSP
Female plug
BSP



T		RIFERIMENTO REFERENCE	F	A	CH
MM.	IN.		GAS CIL.BSPP		
5	3/16	A201067/10	1/8	17,5	14
6	1/4	A201067/13	1/4	20,5	19
10	3/8	A201067/17	3/8	21	22
12	1/2	A201067/21	1/2	24	27
16	5/8	A201067/23	5/8	26	27
20	3/4	A201067/26	3/4	30	32
25	1"	A201067/33	1"	32	41
32	1" 1/4	A201067/42	1" 1/4	33,5	50
38	1" 1/2	A201067/48	1" 1/2	39,5	55
50	2"	A201067/60	2"	52,5	70

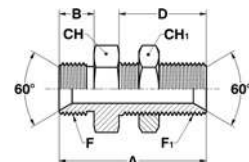


RACCORDI A TENUTA CONICA 60° (BSP)

BRITISH STANDARD PIPE (BSP)
CONNECTORS 60° SEAT

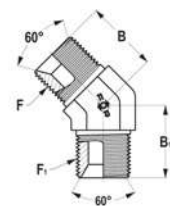
T		T ₁		RIFERIMENTO REFERENCE	F GAS CIL.BSPP	F ₁ GAS CIL.BSPP	A	B	D	CH	CH ₁
MM.	IN.	MM.	IN.								
5	3/16	5	3/16	A203003/10	1/8	1/8	41	8	28	17	17
6	1/4	6	1/4	A203003/13	1/4	1/4	46	11	28	19	19
10	3/8	10	3/8	A203003/17	3/8	3/8	52	12	32	24	24
12	1/2	12	1/2	A203003/21	1/2	1/2	59	14	35	30	30
16	5/8	16	5/8	A203003/23	5/8	5/8	63	16	35	32	32
20	3/4	20	3/4	A203003/26	3/4	3/4	66	16	38	36	36
25	1"	25	1"	A203003/33	1"	1"	75	19	41	41	41
32	1" 1/4	32	1" 1/4	A203003/42	1" 1/4	1" 1/4	83	20	44	50	50
38	1" 1/2	38	1" 1/2	A203003/48	1" 1/2	1" 1/2	93	22	48	60	60
6	1/4	10	3/8	SA203003/1317	1/4	3/8	51	11	32	24	24
20	3/4	12	1/2	SA203003/2621	3/4	1/2	61	16	35	30	30

203003

Giunzione diretta passaparatia
BSP - BSP
Bulkhead union male
BSP -BSP

T		RIFERIMENTO REFERENCE	F GAS CIL.BSPP	F ₁ GAS CIL.BSPP	B	B ₁
MM.	IN.					
5	3/16	A205005/10	1/8	1/8	18	18
6	1/4	A205005/13	1/4	1/4	21	21
10	3/8	A205005/17	3/8	3/8	25	25
12	1/2	A205005/21	1/2	1/2	28	28
16	5/8	A205005/23	5/8	5/8	28	28
20	3/4	A205005/26	3/4	3/4	32	32
25	1"	A205005/33	1"	1"	37	37
32	1" 1/4	A205005/42	1" 1/4	1" 1/4	40	40
38	1" 1/2	A205005/48	1" 1/2	1" 1/2	45	45

205005

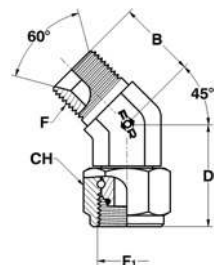
Giunzione 45°
BSP -BSP
45° elbow male
BSP -BSP

RACCORDI A TENUTA CONICA 60° (BSP)

BRITISH STANDARD PIPE (BSP)
CONNECTORS 60° SEAT

205083

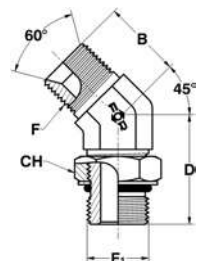
Giunzione 45° maschio
BSP - femmina BSP
45° elbow male
BSP - swivel nut BSP



T		RIFERIMENTO REFERENCE	F	F ₁	B	D	CH
MM.	IN.		GAS CIL.BSPP	GAS CIL.BSPP			
5	3/16	A205083/10	1/8	1/8	20	25,5	14
6	1/4	A205083/13	1/4	1/4	21	30	19
10	3/8	A205083/17	3/8	3/8	25	33	22
12	1/2	A205083/21	1/2	1/2	28	36,5	27
16	5/8	A205083/23	5/8	5/8	28	41,5	27
20	3/4	A205083/26	3/4	3/4	32	44,5	32
25	1"	A205083/33	1"	1"	37	49,5	41
32	1" 1/4	A205083/42	1" 1/4	1" 1/4	40	52	50
38	1" 1/2	A205083/48	1" 1/2	1" 1/2	45	58	55

205016

Terminale orientabile 45°
BSP - SAE UNF-UN
per sedi ISO 11926
45° (ADJ) elbow male
BSP - male SAE UNF-UN
with O.R. ISO 11926 ports
SEDI PAG.30 / PORTS PAG.30



T		RIFERIMENTO REFERENCE	F	F ₁	B	D	CH
MM.	IN.		GAS CIL.BSPP	UNF-UN			
5	3/16	A205016/1011	1/8	7/16-20	20	26.5	14
5	3/16	A205016/1012	1/8	1/2-20	20	26.5	16
6	1/4	A205016/1312	1/4	1/2-20	21	29	16
6	1/4	A205016/1314	1/4	9/16-18	21	29	19
6	1/4	A205016/1319	1/4	3/4-16	22	33	22
10	3/8	A205016/1714	3/8	9/16-18	25	30	19
10	3/8	A205016/1719	3/8	3/4-16	25	33	22
10	3/8	A205016/1722	3/8	7/8-14	25.5	38.5	27
12	1/2	A205016/2119	1/2	3/4-16	28	35	22
12	1/2	A205016/2122	1/2	7/8-14	28	38.5	27
12	1/2	A205016/2127	1/2	1" 1/16-12	30	44	32
16	5/8	A205016/2322	5/8	7/8-14	28	38.5	27
20	3/4	A205016/2622	3/4	7/8-14	32	40.5	27
20	3/4	A205016/2627	3/4	1" 1/16-12	32	44	32
20	3/4	A205016/2633	3/4	1" 5/16-12	35	47	38
25	1"	A205016/3327	1"	1" 1/16-12	37	47	32
25	1"	A205016/3333	1"	1" 5/16-12	37	47	38
25	1"	A205016/3341	1"	1" 5/8-12	39	48.5	50
32	1" 1/4	A205016/4233	1" 1/4	1" 5/16-12	40.5	48.5	38
32	1" 1/4	A205016/4241	1" 1/4	1" 5/8-12	40	48.5	50
32	1" 1/4	A205016/4248	1" 1/4	1" 7/8-12	45	48.5	55
38	1" 1/2	A205016/4848	1" 1/2	1" 7/8-12	45	48.5	55



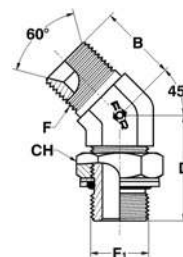
RACCORDI A TENUTA CONICA 60° (BSP)

BRITISH STANDARD PIPE (BSP)
CONNECTORS 60° SEAT

205027

T		RIFERIMENTO REFERENCE	F	F ₁	B	D	CH
MM.	IN.		GAS CIL.BSPP	GAS CIL.BSPP			
5	3/16	A205027/1010	1/8	1/8	20	26	14
5	3/16	A205027/1013	1/8	1/4	21	28	19
6	1/4	A205027/1313	1/4	1/4	21	28	19
6	1/4	A205027/1317	1/4	3/8	22	33	24
10	3/8	A205027/1713	3/8	1/4	25	30	19
10	3/8	A205027/1717	3/8	3/8	25	33	24
10	3/8	A205027/1721	3/8	1/2	25.5	38	27
12	1/2	A205027/2117	1/2	3/8	28	35	24
12	1/2	A205027/2121	1/2	1/2	28	38	27
12	1/2	A205027/2126	1/2	3/4	30	44	36
16	5/8	A205027/2321	5/8	1/2	28	38	27
16	5/8	A205027/2326	5/8	3/4	30	44	36
20	3/4	A205027/2621	3/4	1/2	32	40	27
20	3/4	A205027/2626	3/4	3/4	32	44	36
20	3/4	A205027/2633	3/4	1"	35	47	41
25	1"	A205027/3326	1"	3/4	37	47	36
25	1"	A205027/3333	1"	1"	37	47	41
25	1"	A205027/3342	1"	1" 1/4	39	49	50
32	1" 1/4	A205027/4233	1" 1/4	1"	40.5	48.5	41
32	1" 1/4	A205027/4242	1" 1/4	1" 1/4	40	49	50
32	1" 1/4	A205027/4248	1" 1/4	1" 1/2	45	48.5	60
38	1" 1/2	A205027/4848	1" 1/2	1" 1/2	45	49	60
6	1/4	SA205027/1310	1/4	1/8	21	26	14
6	1/4	SA205027/1321	1/4	1/2	23.5	38	27
12	1/2	SA205027/2123	1/2	5/8	28	38	30
16	5/8	SA205027/2323	5/8	5/8	28	38	30

Terminale orientabile 45°
BSP - GAS cil. (BSPP)
con O.R. e rondella
per sedi ISO 1179
45° (AD) elbow male
BSP - male BSPP
with O.R. and retaining ring
ISO 1179 ports
SEDI PAG.32 / PORTS PAG.32

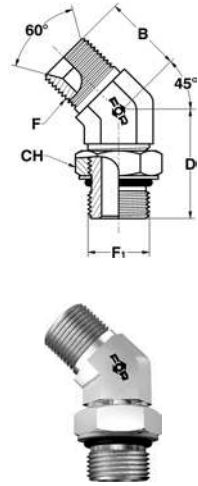


RACCORDI A TENUTA CONICA 60° (BSP)

**BRITISH STANDARD PIPE (BSP)
CONNECTORS 60° SEAT**

205171

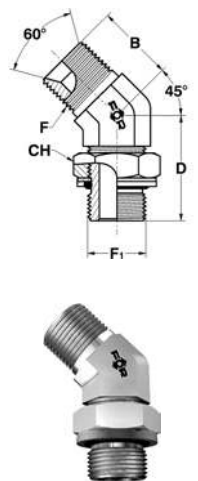
Terminale orientabile 45°
BSP - GAS cil. (JIS)
con O.R. per sedi JIS 2351
45° (ADJ) elbow male
BSP - male JIS
with O.R. JIS 2351 ports
SEDI PAG.31 / PORTS PAG.31



T		RIFERIMENTO REFERENCE	F	F ₁	B	D	CH
MM.	IN.		GAS CIL.BSPP	GAS CIL-JIS			
5	3/16	A205171/1010	1/8	1/8	20	26	14
5	3/16	A205171/1013	1/8	1/4	21	28	19
6	1/4	A205171/1313	1/4	1/4	21	28	19
6	1/4	A205171/1317	1/4	3/8	22	33	22
10	3/8	A205171/1713	3/8	1/4	25	30	19
10	3/8	A205171/1717	3/8	3/8	25	33	22
10	3/8	A205171/1721	3/8	1/2	25.5	38	27
12	1/2	A205171/2117	1/2	3/8	28	35	22
12	1/2	A205171/2121	1/2	1/2	28	38	27
12	1/2	A205171/2126	1/2	3/4	30	44	36
16	5/8	A205171/2321	5/8	1/2	28	38	27
20	3/4	A205171/2621	3/4	1/2	32	40	27
20	3/4	A205171/2626	3/4	3/4	32	44	36
20	3/4	A205171/2633	3/4	1"	35	47	41
25	1"	A205171/3326	1"	3/4	37	47	36
25	1"	A205171/3333	1"	1"	37	47	41
25	1"	A205171/3342	1"	1" 1/4	39	49	50
32	1" 1/4	A205171/4242	1" 1/4	1" 1/4	40	49	50
38	1" 1/2	A205171/4848	1" 1/2	1" 1/2	45	49	55

205038

Terminale orientabile 45°
BSP - Metrico cil.
con O.R. e rondella
per sedi ISO 9974
45° (ADJ) elbow male
BSP - male Metric
with O.R. and retaining ring
ISO 9974 ports
SEDI PAG.32 / PORTS PAG.32



T		RIFERIMENTO REFERENCE	F	F ₁	B	D	CH
MM.	IN.		GAS CIL.BSPP	METRICO METRIC			
5	3/16	A205038/1010	1/8	10x1	20	26	14
5	3/16	A205038/1012	1/8	12x1,5	21	28	17
6	1/4	A205038/1312	1/4	12x1,5	21	28	17
6	1/4	A205038/1314	1/4	14x1,5	21	28	19
6	1/4	A205038/1316	1/4	16x1,5	22	33	22
10	3/8	A205038/1714	3/8	14x1,5	25	30	19
10	3/8	A205038/1716	3/8	16x1,5	25	33	22
10	3/8	A205038/1718	3/8	18x1,5	25	34	24
12	1/2	A205038/2118	1/2	18x1,5	28	35	24
12	1/2	A205038/2120	1/2	20x1,5	28	38	27
12	1/2	A205038/2122	1/2	22x1,5	28	38	27
16	5/8	A205038/2322	5/8	22x1,5	28	38	27
20	3/4	A205038/2622	3/4	22x1,5	32	40	27
20	3/4	A205038/2626	3/4	26x1,5	32	44	36
20	3/4	A205038/2627	3/4	27x2	32	44	32
25	1"	A205038/3327	1"	27x2	37	47	32
25	1"	A205038/3333	1"	33x2	37	47	41
32	1" 1/4	A205038/4242	1" 1/4	42x2	40	49	50
38	1" 1/2	A205038/4848	1" 1/2	48x2	45	56	55
25	1"	SA205038/3342	1"	42x2	39	49	50



RACCORDI A TENUTA CONICA 60° (BSP)

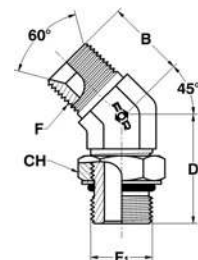
BRITISH STANDARD PIPE (BSP)
CONNECTORS 60° SEAT

T		RIFERIMENTO REFERENCE	F	F ₁	B	D	CH
MM.	IN.		GAS CIL.BSPP	METRICO METRIC			
5	3/16	A205094/1010	1/8	10x1	20	26	14
5	3/16	A205094/1012	1/8	12x1,5	21	28	17
6	1/4	A205094/1312	1/4	12x1,5	21	28	17
6	1/4	A205094/1314	1/4	14x1,5	21	28	19
6	1/4	A205094/1316	1/4	16x1,5	22	33	22
10	3/8	A205094/1714	3/8	14x1,5	25	30	19
10	3/8	A205094/1716	3/8	16x1,5	25	33	22
10	3/8	A205094/1718	3/8	18x1,5	25	34	24
12	1/2	A205094/2118	1/2	18x1,5	28	35	24
12	1/2	A205094/2120	1/2	20x1,5	28	38	27
12	1/2	A205094/2122	1/2	22x1,5	28	38	27
16	5/8	A205094/2322	5/8	22x1,5	28	38	27
20	3/4	A205094/2622	3/4	22x1,5	32	40	27
20	3/4	A205094/2627	3/4	27x2	32	44	32
25	1"	A205094/3327	1"	27x2	37	47	32
25	1"	A205094/3333	1"	33x2	37	47	41
32	1" 1/4	A205094/4242	1" 1/4	42x2	40	49	50
38	1" 1/2	A205094/4848	1" 1/2	48x2	45	56	55
25	1"	SA205094/3342	1"	42x2	39	49	50

205094

Terminale orientabile 45°
BSP - Metrico cil.
con O.R. per sedi ISO 6149
45° (AD) elbow male
BSP - male Metric
with O.R. ISO 6149 ports

SEDI PAG.30 / PORTS PAG.30

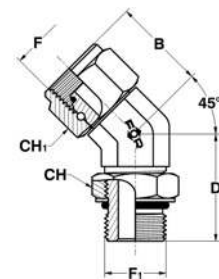


T		RIFERIMENTO REFERENCE	F	F ₁	B	D	CH	CH ₁
MM.	IN.		GAS CIL.BSPP	UNF-UN				
5	3/16	A205148/1011	1/8	7/16-20	25	26.5	14	14
5	3/16	A205148/1012	1/8	1/2-20	25	26.5	16	14
6	1/4	A205148/1312	1/4	1/2-20	25	28	16	19
6	1/4	A205148/1314	1/4	9/16-18	25	29	19	19
10	3/8	A205148/1714	3/8	9/16-18	30	30	19	22
10	3/8	A205148/1719	3/8	3/4-16	30	33	22	22
12	1/2	A205148/2119	1/2	3/4-16	33	35	22	27
12	1/2	A205148/2122	1/2	7/8-14	33	38.5	27	27
12	1/2	A205148/2127	1/2	1" 1/16-12	39	44	32	27
16	5/8	A205148/2322	5/8	7/8-14	38	38.5	27	27
20	3/4	A205148/2622	3/4	7/8-14	41	40.5	27	32
20	3/4	A205148/2627	3/4	1" 1/16-12	41	44	32	32
20	3/4	A205148/2633	3/4	1" 5/16-12	44	47	38	32
25	1"	A205148/3333	1"	1" 5/16-12	46	47	38	41
25	1"	A205148/3341	1"	1" 5/8-12	46	48.5	50	41
32	1" 1/4	A205148/4241	1" 1/4	1" 5/8-12	48	48.5	50	50
32	1" 1/4	A205148/4248	1" 1/4	1" 7/8-12	52	48.5	55	50
38	1" 1/2	A205148/4848	1" 1/2	1" 7/8-12	55	48.5	55	55

205148

Terminale orientabile 45° femmina
BSP - SAE UNF-UN
per sedi ISO 11926
45° (AD) elbow swivel nut
BSP - male SAE UNF-UN
with O.R. ISO 11926 ports

SEDI PAG.30 / PORTS PAG.30



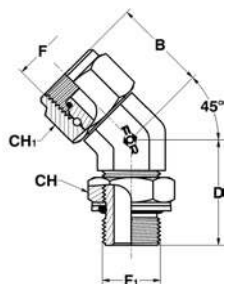
RACCORDI A TENUTA CONICA 60° (BSP)

BRITISH STANDARD PIPE (BSP)
CONNECTORS 60° SEAT

205104

Terminale orientabile 45° femmina
BSP - GAS cil. (BSPP)
con O.R. e rondella
per sedi ISO 1179
45° (AD) elbow swivel nut
BSP - male BSPP
with O.R. and retaining ring
ISO 1179 ports

SEDI PAG.32 / PORTS PAG.32



T		RIFERIMENTO REFERENCE	F	F ₁	B	D	CH	CH ₁
MM.	IN.		GAS CIL.BSPP	GAS CIL.BSPP				
5	3/16	A205104/1010	1/8	1/8	25	26	14	14
5	3/16	A205104/1013	1/8	1/4	25	28	19	14
6	1/4	A205104/1313	1/4	1/4	27	28	19	19
6	1/4	A205104/1317	1/4	3/8	28	33	24	19
10	3/8	A205104/1713	3/8	1/4	30	30	19	22
10	3/8	A205104/1717	3/8	3/8	30	33	24	22
10	3/8	A205104/1721	3/8	1/2	32,5	38	27	22
12	1/2	A205104/2117	1/2	3/8	33	35	24	27
12	1/2	A205104/2121	1/2	1/2	33	38	27	27
12	1/2	A205104/2126	1/2	3/4	38	44	36	27
16	5/8	A205104/2321	5/8	1/2	37	38	27	27
20	3/4	A205104/2621	3/4	1/2	41	40	27	32
20	3/4	A205104/2626	3/4	3/4	41	44	36	32
20	3/4	A205104/2633	3/4	1"	44	47	41	32
25	1"	A205104/3326	1"	3/4	46	47	36	41
25	1"	A205104/3333	1"	1"	46	47	41	41
25	1"	A205104/3342	1"	1" 1/4	48	49	50	41
32	1" 1/4	A205104/4242	1" 1/4	1" 1/4	48	49	50	50
38	1" 1/2	A205104/4848	1" 1/2	1" 1/2	55	50	60	55



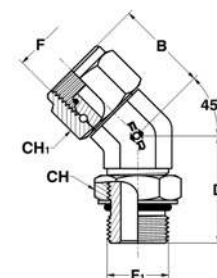
RACCORDI A TENUTA CONICA 60° (BSP)

BRITISH STANDARD PIPE (BSP)
CONNECTORS 60° SEAT

205182

T		RIFERIMENTO REFERENCE	F	F ₁	B	D	CH	CH ₁
MM.	IN.		GAS CIL. BSPP	GAS CIL. JIS				
5	3/16	A205182/1010	1/8	1/8	25	26	14	14
5	3/16	A205182/1013	1/8	1/4	25	28	19	14
6	1/4	A205182/1313	1/4	1/4	27	28	19	19
6	1/4	A205182/1317	1/4	3/8	28	33	22	19
10	3/8	A205182/1713	3/8	1/4	30	30	19	22
10	3/8	A205182/1717	3/8	3/8	30	33	22	22
10	3/8	A205182/1721	3/8	1/2	32,5	38	27	22
12	1/2	A205182/2117	1/2	3/8	33	35	22	27
12	1/2	A205182/2121	1/2	1/2	33	38	27	27
12	1/2	A205182/2126	1/2	3/4	38	44	36	27
16	5/8	A205182/2321	5/8	1/2	37	38	27	27
20	3/4	A205182/2621	3/4	1/2	41	40	27	32
20	3/4	A205182/2626	3/4	3/4	41	44	36	32
20	3/4	A205182/2633	3/4	1"	44	47	41	32
25	1"	A205182/3326	1"	3/4	46	47	36	41
25	1"	A205182/3333	1"	1"	46	47	41	41
25	1"	A205182/3342	1"	1" 1/4	48	49	50	41
32	1" 1/4	A205182/4242	1" 1/4	1" 1/4	49	49	50	50
38	1" 1/2	A205182/4848	1" 1/2	1" 1/2	55	50	55	55

Terminale orientabile 45° femmina
BSP - GAS cil. (JIS)
con O.R. per sedi JIS 2351
45° (ADJ) elbow swivel nut
BSP - male JIS
with O.R. JIS 2351 ports
SEDI PAG.31 / PORTS PAG.31



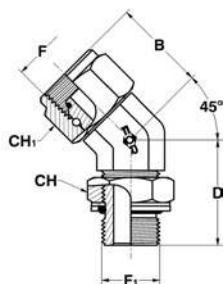
RACCORDI A TENUTA CONICA 60° (BSP)

BRITISH STANDARD PIPE (BSP)
CONNECTORS 60° SEAT

205115

Terminale orientabile 45° femmina
BSP - Metrico cil.
con O.R. e rondella
per sedi ISO 9974
45° (AD) elbow swivel nut
BSP - male Metric
with O.R. and retaining ring
ISO 9974 ports

SEDI PAG.32 / PORTS PAG.32



T		RIFERIMENTO REFERENCE	F	F ₁	B	D	CH	CH ₁
MM.	IN.		GAS CIL.BSP	METRICO METRIC				
5	3/16	A205115/1010	1/8	10x1	25	26	14	14
5	3/16	A205115/1012	1/8	12x1,5	25	28	17	14
6	1/4	A205115/1312	1/4	12x1,5	27	28	17	19
6	1/4	A205115/1314	1/4	14x1,5	27	28	19	19
6	1/4	A205115/1316	1/4	16x1,5	28	33	22	19
10	3/8	A205115/1714	3/8	14x1,5	30	30	19	22
10	3/8	A205115/1716	3/8	16x1,5	30	33	22	22
10	3/8	A205115/1718	3/8	18x1,5	30	33	24	22
12	1/2	A205115/2118	1/2	18x1,5	33	35	24	27
12	1/2	A205115/2120	1/2	20x1,5	33	38	27	27
12	1/2	A205115/2122	1/2	22x1,5	33	38	27	27
16	5/8	A205115/2322	5/8	22x1,5	33	38	27	27
20	3/4	A205115/2622	3/4	22x1,5	41	40	27	32
20	3/4	A205115/2626	3/4	26x1,5	41	44	36	32
20	3/4	A205115/2627	3/4	27x2	41	44	32	32
25	1"	A205115/3327	1"	27x2	46	47	32	41
25	1"	A205115/3333	1"	33x2	46	47	41	41
32	1" 1/4	A205115/4242	1" 1/4	42x2	48	49	50	50
38	1" 1/2	A205115/4848	1" 1/2	48x2	55	49	55	55



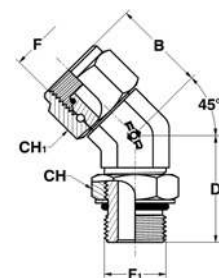
RACCORDI A TENUTA CONICA 60° (BSP)

BRITISH STANDARD PIPE (BSP)
CONNECTORS 60° SEAT

T		RIFERIMENTO REFERENCE	F	F ₁	B	D	CH	CH ₁
MM.	IN.							
5	3/16	A205126/1010	1/8	10x1	25	26	14	14
5	3/16	A205126/1012	1/8	12x1,5	25	28	17	14
6	1/4	A205126/1312	1/4	12x1,5	27	28	17	19
6	1/4	A205126/1314	1/4	14x1,5	27	28	19	19
6	1/4	A205126/1316	1/4	16x1,5	28	33	22	19
10	3/8	A205126/1714	3/8	14x1,5	30	30	19	22
10	3/8	A205126/1716	3/8	16x1,5	30	33	22	22
10	3/8	A205126/1718	3/8	18x1,5	30	33	24	22
12	1/2	A205126/2118	1/2	18x1,5	33	35	24	27
12	1/2	A205126/2120	1/2	20x1,5	33	38	27	27
12	1/2	A205126/2122	1/2	22x1,5	33	38	27	27
16	5/8	A205126/2322	5/8	22x1,5	33	38	27	27
20	3/4	A205126/2622	3/4	22x1,5	41	40	27	32
20	3/4	A205126/2627	3/4	27x2	41	44	32	32
25	1"	A205126/3327	1"	27x2	46	47	32	41
25	1"	A205126/3333	1"	33x2	46	47	41	41
32	1" 1/4	A205126/4242	1" 1/4	42x2	48	49	50	50
38	1" 1/2	A205126/4848	1" 1/2	48x2	55	49	55	55

205126

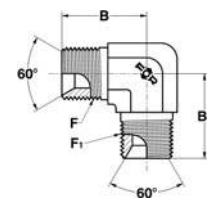
Terminale orientabile 45° femmina
BSP - Metrico cil.
con O.R. per sedi ISO 6149
45° (AD) elbow swivel nut
BSP - male Metric
with O.R. ISO 6149 ports
SEDI PAG.30 / PORTS PAG.30



T		T ₁		RIFERIMENTO REFERENCE	F	F ₁	B	B ₁
MM.	IN.	MM.	IN.					
5	3/16	5	3/16	A207007/10	1/8	1/8	22.5	22.5
6	1/4	6	1/4	A207007/13	1/4	1/4	27	27
10	3/8	10	3/8	A207007/17	3/8	3/8	29	29
12	1/2	12	1/2	A207007/21	1/2	1/2	34	34
16	5/8	16	5/8	A207007/23	5/8	5/8	37	37
20	3/4	20	3/4	A207007/26	3/4	3/4	41	41
25	1"	25	1"	A207007/33	1"	1"	46	46
32	1" 1/4	32	1" 1/4	A207007/42	1" 1/4	1" 1/4	51	51
38	1" 1/2	38	1" 1/2	A207007/48	1" 1/2	1" 1/2	59	59

207007

Giunzione 90°
BSP -BSP
90° elbow union male
BSP -BSP

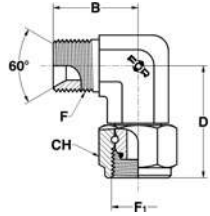


RACCORDI A TENUTA CONICA 60° (BSP)

BRITISH STANDARD PIPE (BSP)
CONNECTORS 60° SEAT

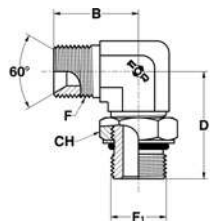
207128

Giunzione 90° maschio
BSP - femmina BSP
90° elbow union male
BSP - swivel nut BSP



207029

Terminale orientabile 90°
BSP - SAE UNF-UN
per sedi ISO 11926
90° (AD) elbow male
BSP - male SAE UNF-UN
with O.R. ISO 11926 ports
SEDI PAG.30 / PORTS PAG.30



T		RIFERIMENTO REFERENCE	F	F ₁	B	D	CH
MM.	IN.		GAS CIL.BSPP	GAS CIL.BSPP			
5	3/16	A207128/10	1/8	1/8	22,5	25,5	14
6	1/4	A207128/13	1/4	1/4	27	28	19
10	3/8	A207128/17	3/8	3/8	29	37	22
12	1/2	A207128/21	1/2	1/2	34	44,5	27
16	5/8	A207128/23	5/8	5/8	37	48,5	27
20	3/4	A207128/26	3/4	3/4	41	55,5	32
25	1"	A207128/33	1"	1"	46	61,5	41
32	1" 1/4	A207128/42	1" 1/4	1" 1/4	51	67	50
38	1" 1/2	A207128/48	1" 1/2	1" 1/2	59	72	55

T		RIFERIMENTO REFERENCE	F	F ₁	B	D	CH
MM.	IN.		GAS CIL.BSPP	UNF-UN			
5	3/16	A207029/1011	1/8	7/16-20	22	26	14
5	3/16	A207029/1012	1/8	1/2-20	24	27,5	16
6	1/4	A207029/1312	1/4	1/2-20	27	31,5	16
6	1/4	A207029/1314	1/4	9/16-18	27	31,5	19
6	1/4	A207029/1319	1/4	3/4-16	28,5	36,5	22
10	3/8	A207029/1714	3/8	9/16-18	29	33,5	19
10	3/8	A207029/1719	3/8	3/4-16	29	36,5	22
10	3/8	A207029/1722	3/8	7/8-14	34	43	27
12	1/2	A207029/2119	1/2	3/4-16	34	40	22
12	1/2	A207029/2122	1/2	7/8-14	34	43	27
12	1/2	A207029/2127	1/2	1" 1/16-12	39	49	32
16	5/8	A207029/2322	5/8	7/8-14	37	43	27
20	3/4	A207029/2622	3/4	7/8-14	41	45,5	27
20	3/4	A207029/2627	3/4	1" 1/16-12	41	49	32
20	3/4	A207029/2633	3/4	1" 5/16-12	43	52	38
25	1"	A207029/3327	1"	1" 1/16-12	46	52	32
25	1"	A207029/3333	1"	1" 5/16-12	46	52	38
25	1"	A207029/3341	1"	1" 5/8-12	50	57	50
32	1" 1/4	A207029/4233	1" 1/4	1" 5/16-12	52	57	38
32	1" 1/4	A207029/4241	1" 1/4	1" 5/8-12	51	57	50
32	1" 1/4	A207029/4248	1" 1/4	1" 7/8-12	56	61	55
38	1" 1/2	A207029/4848	1" 1/2	1" 7/8-12	59	61	55
6	1/4	SA207029/1311	1/4	7/16-20	27	31,5	14
16	5/8	SA207029/2327	5/8	1" 1/16-12	39	49	32
20	3/4	SA207029/2619	3/4	3/4-16	39	44,5	22
25	1"	SA207029/3319	1"	3/4-16	40	44,5	22
25	1"	SA207029/3322	1"	7/8-14	46	48	27



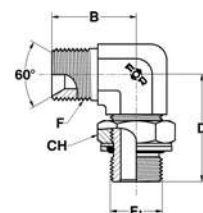
RACCORDI A TENUTA CONICA 60° (BSP)

BRITISH STANDARD PIPE (BSP)
CONNECTORS 60° SEAT

207030

T		RIFERIMENTO REFERENCE	F	F ₁	B	D	CH
MM.	IN.		GAS CIL.BSPP	GAS CIL.BSPP			
5	3/16	A207030/1010	1/8	1/8	22	27.5	14
5	3/16	A207030/1013	1/8	1/4	24	31.5	19
6	1/4	A207030/1313	1/4	1/4	27	31.5	19
6	1/4	A207030/1317	1/4	3/8	28	37	24
10	3/8	A207030/1713	3/8	1/4	29	35	19
10	3/8	A207030/1717	3/8	3/8	29	37	24
10	3/8	A207030/1721	3/8	1/2	32	43	27
12	1/2	A207030/2117	1/2	3/8	34	40	24
12	1/2	A207030/2121	1/2	1/2	34	43	27
12	1/2	A207030/2126	1/2	3/4	39	50	36
16	5/8	A207030/2321	5/8	1/2	37	43	27
20	3/4	A207030/2621	3/4	1/2	41	46	27
20	3/4	A207030/2626	3/4	3/4	41	50	36
20	3/4	A207030/2633	3/4	1"	43	53	41
25	1"	A207030/3326	1"	3/4	46	52	36
25	1"	A207030/3333	1"	1"	46	53	41
25	1"	A207030/3342	1"	1" 1/4	50	58	50
32	1" 1/4	A207030/4233	1" 1/4	1"	52	57	41
32	1" 1/4	A207030/4242	1" 1/4	1" 1/4	51	58	50
32	1" 1/4	A207030/4248	1" 1/4	1" 1/2	59	63	60
38	1" 1/2	A207030/4848	1" 1/2	1" 1/2	59	67	60
5	3/16	SA207030/1017	1/8	3/8	28	37	24
6	1/4	SA207030/1321	1/4	1/2	32	43	27
10	3/8	SA207030/1726	3/8	3/4	36.5	50	36
16	5/8	SA207030/2323	5/8	5/8	37	43	30
20	3/4	SA207030/2617	3/4	3/8	42	42	24
20	3/4	SA207030/2642	3/4	1" 1/4	48.5	58	50
38	1" 1/2	SA207030/4842	1" 1/2	1" 1/4	59	66	50

Terminale orientabile 90°
BSP - GAS cil. (BSPP)
con O.R. e rondella
per sedi ISO 1179
90° (AD) elbow male
BSP - male BSPP
with O.R. and retaining ring
ISO 1179 ports
SEDI PAG.32 / PORTS PAG.32



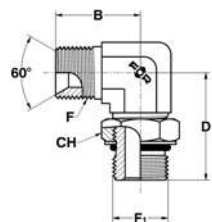
RACCORDI A TENUTA CONICA 60° (BSP)

BRITISH STANDARD PIPE (BSP)
CONNECTORS 60° SEAT

207205

Terminale orientabile 90°
BSP - GAS cil. (JIS)
con O.R. per sedi JIS 2351
90° (AD) elbow male
BSP - male JIS
with O.R. JIS 2351 ports

SEDI PAG.31 / PORTS PAG.31



T		RIFERIMENTO REFERENCE	F	F ₁	B	D	CH
MM.	IN.		GAS CIL.BSP	GAS CIL.JIS			
5	3/16	A207205/1010	1/8	1/8	22	27.5	14
5	3/16	A207205/1013	1/8	1/4	24	31.5	19
6	1/4	A207205/1313	1/4	1/4	27	31.5	19
6	1/4	A207205/1317	1/4	3/8	28	37	22
10	3/8	A207205/1713	3/8	1/4	29	35	19
10	3/8	A207205/1717	3/8	3/8	29	37	22
10	3/8	A207205/1721	3/8	1/2	32	43	27
12	1/2	A207205/2117	1/2	3/8	34	40	22
12	1/2	A207205/2121	1/2	1/2	34	43	27
12	1/2	A207205/2126	1/2	3/4	39	50	36
16	5/8	A207205/2321	5/8	1/2	37	43	27
20	3/4	A207205/2621	3/4	1/2	41	46	27
20	3/4	A207205/2626	3/4	3/4	41	50	36
20	3/4	A207205/2633	3/4	1"	43	53	41
25	1"	A207205/3326	1"	3/4	46	52	36
25	1"	A207205/3333	1"	1"	46	53	41
25	1"	A207205/3342	1"	1" 1/4	50	58	50
32	1" 1/4	A207205/4242	1" 1/4	1" 1/4	51	58	50
38	1" 1/2	A207205/4848	1" 1/2	1" 1/2	59	67	55



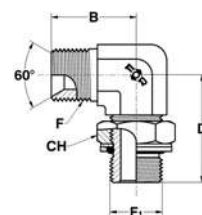
RACCORDI A TENUTA CONICA 60° (BSP)

BRITISH STANDARD PIPE (BSP)
CONNECTORS 60° SEAT

207041

T		RIFERIMENTO REFERENCE	F	F ₁	B	D	CH
MM.	IN.		GAS CIL. BSPP	METRICO METRIC			
5	3/16	A207041/1010	1/8	10x1	22	27	14
5	3/16	A207041/1012	1/8	12x1,5	24	31.5	17
6	1/4	A207041/1312	1/4	12x1,5	27	31.5	17
6	1/4	A207041/1314	1/4	14x1,5	27	31.5	19
6	1/4	A207041/1316	1/4	16x1,5	28	37	22
10	3/8	A207041/1714	3/8	14x1,5	29	34	19
10	3/8	A207041/1716	3/8	16x1,5	29	37	22
10	3/8	A207041/1718	3/8	18x1,5	29	39	24
12	1/2	A207041/2118	1/2	18x1,5	34	41	24
12	1/2	A207041/2120	1/2	20x1,5	34	43	27
12	1/2	A207041/2122	1/2	22x1,5	34	43	27
16	5/8	A207041/2322	5/8	22x1,5	37	45	27
20	3/4	A207041/2622	3/4	22x1,5	41	46	27
20	3/4	A207041/2626	3/4	26x1,5	41	50	36
20	3/4	A207041/2627	3/4	27x2	41	50	32
25	1"	A207041/3327	1"	27x2	46	52	32
25	1"	A207041/3333	1"	33x2	46	54	41
32	1" 1/4	A207041/4242	1" 1/4	42x2	51	60	50
38	1" 1/2	A207041/4848	1" 1/2	48x2	59	67	55
5	3/16	SA207041/1014	1/8	14x1,5	27	31.5	19
6	1/4	SA207041/1318	1/4	18x1,5	27	39	24
10	3/8	SA207041/1712	3/8	12x1,5	29	34	17
12	1/2	SA207041/2133	1/2	33x2	41.5	54	41
16	5/8	SA207041/2318	5/8	18x1,5	37	43.5	24
20	3/4	SA207041/2618	3/4	18x1,5	41	45	24
20	3/4	SA207041/2633	3/4	33x2	44,5	54	41
25	1"	SA207041/3326	1"	26x1,5	46	52	36
25	1"	SA207041/3342	1"	42x2	50	60	50

Terminale orientabile 90°
BSP - Metrico cil.
con O.R. e rondella
per sedi ISO 9974
90° (AD) elbow male
BSP - male Metric
with O.R. and retaining ring
ISO 9974 ports
SEDI PAG.32 / PORTS PAG.32



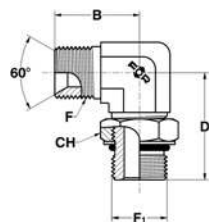
RACCORDI A TENUTA CONICA 60° (BSP)

BRITISH STANDARD PIPE (BSP)
CONNECTORS 60° SEAT

207139

Terminale orientabile 90°
BSP - Metrico cil.
con O.R. per sedi ISO 6149
90° (AD) elbow male
BSP - male Metric
with O.R. ISO 6149 ports

SEDI PAG.30 / PORTS PAG.30

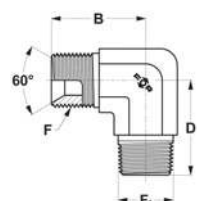


T		RIFERIMENTO REFERENCE	F	F ₁	B	D	CH
MM.	IN.		GAS CIL.BSPP	METRICO METRIC			
5	3/16	A207139/1010	1/8	10x1	22	27	14
5	3/16	A207139/1012	1/8	12x1,5	24	31.5	17
6	1/4	A207139/1312	1/4	12x1,5	27	31.5	17
6	1/4	A207139/1314	1/4	14x1,5	27	31.5	19
6	1/4	A207139/1316	1/4	16x1,5	28	37	22
10	3/8	A207139/1714	3/8	14x1,5	29	34	19
10	3/8	A207139/1716	3/8	16x1,5	29	37	22
10	3/8	A207139/1718	3/8	18x1,5	29	39	24
12	1/2	A207139/2118	1/2	18x1,5	34	41	24
12	1/2	A207139/2120	1/2	20x1,5	34	43	27
12	1/2	A207139/2122	1/2	22x1,5	34	43	27
16	5/8	A207139/2322	5/8	22x1,5	37	45	27
20	3/4	A207139/2622	3/4	22x1,5	41	46	27
20	3/4	A207139/2627	3/4	27x2	41	50	32
25	1"	A207139/3327	1"	27x2	46	52	32
25	1"	A207139/3333	1"	33x2	46	54	41
32	1"1/4	A207139/4242	1"1/4	42x2	51	60	50
38	1"1/2	A207139/4848	1"1/2	48x2	59	67	50
5	3/16	SA207139/1014	1/8	14x1,5	27	31.5	19
6	1/4	SA207139/1318	1/4	18x1,5	27	39	24
10	3/8	SA207139/1712	3/8	12x1,5	29	34	17
12	1/2	SA207139/2133	1/2	33x2	41.5	54	41
16	5/8	SA207139/2318	5/8	18x1,5	37	43.5	24
20	3/4	SA207139/2618	3/4	18x1,5	41	45	24
20	3/4	SA207139/2633	3/4	33x2	44,5	54	41
25	1"	SA207139/3342	1"	42x2	50	60	50

207117

Giunzione 90° maschio
BSP - GAS conico (BSPT)
per sedi ISO 7
90° elbow union male
BSP - male BSPT
taper ISO 7 ports

SEDI PAG.35 / PORTS PAG.35



T		RIFERIMENTO REFERENCE	F	F ₁	B	D
MM.	IN.		GAS CIL.BSPP	GAS CON.BSPT		
5	3/16	SA207117/1010	1/8	1/8	22	22
6	1/4	A207117/1313	1/4	1/4	27	27
10	3/8	A207117/1717	3/8	3/8	31	31
12	1/2	A207117/2121	1/2	1/2	36	36
20	3/4	A207117/2626	3/4	3/4	42	42
25	1"	A207117/3333	1"	1"	46	46
32	1"1/4	A207117/4242	1"1/4	1"1/4	51	51
38	1"1/2	A207117/4848	1"1/2	1"1/2	59	59



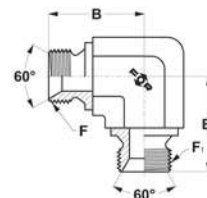
RACCORDI A TENUTA CONICA 60° (BSP)

BRITISH STANDARD PIPE (BSP)
CONNECTORS 60° SEAT

T		T ₁		RIFERIMENTO REFERENCE	F	F ₁	B	B ₁
MM.	IN.	MM.	IN.					
5	3/16	5	3/16	A207238/10	1/8	1/8	17	17
6	1/4	6	1/4	A207238/13	1/4	1/4	24	24
10	3/8	10	3/8	A207238/17	3/8	3/8	27	27
12	1/2	12	1/2	A207238/21	1/2	1/2	32	32
16	5/8	16	5/8	A207238/23	5/8	5/8	34	34
20	3/4	20	3/4	A207238/26	3/4	3/4	36	36
25	1"	25	1"	A207238/33	1"	1"	43	43
32	1"1/4	32	1"1/4	A207238/42	1"1/4	1"1/4	52	52
38	1"1/2	38	1"1/2	A207238/48	1"1/2	1"1/2	54	54

207238

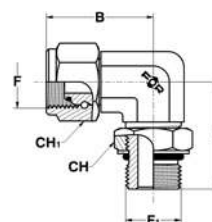
Giunzione 90° maschio
BSP 60° + sede bonded
90° elbow union male
BSP 60° ends for bonded seals



T		RIFERIMENTO REFERENCE	F	F ₁	B	D	CH	CH ₁
MM.	IN.							
5	3/16	A207173/1011	1/8	7/16-20	25,5	27,5	14	14
5	3/16	A207173/1012	1/8	1/2-20	25,5	27,5	16	14
6	1/4	A207173/1312	1/4	1/2-20	28	31,5	16	19
6	1/4	A207173/1314	1/4	9/16-18	28	31,5	19	19
10	3/8	A207173/1714	3/8	9/16-18	36	33,5	19	22
10	3/8	A207173/1719	3/8	3/4-16	36	36,5	22	22
12	1/2	A207173/2119	1/2	3/4-16	42	40	22	27
12	1/2	A207173/2122	1/2	7/8-14	42	43	27	27
12	1/2	A207173/2127	1/2	1"1/16-12	48	49	32	27
16	5/8	A207173/2322	5/8	7/8-14	46	43	27	27
20	3/4	A207173/2622	3/4	7/8-14	50	45,5	27	32
20	3/4	A207173/2627	3/4	1"1/16-12	50	49	32	32
20	3/4	A207173/2633	3/4	1"5/16-12	57	52	38	32
25	1"	A207173/3333	1"	1"5/16-12	59	52	38	41
25	1"	A207173/3341	1"	1"5/8-12	59	52	50	41
32	1"1/4	A207173/4241	1"1/4	1"5/8-12	62	57	50	50
32	1"1/4	A207173/4248	1"1/4	1"7/8-12	69	61	55	50
38	1"1/2	A207173/4848	1"1/2	1"7/8-12	72	61	55	55

207173

Terminale orientabile 90°
femmina BSP - SAE UNF-UN
per sedi ISO 11926
90° (ADJ) elbow swivel nut
BSP - male SAE UNF-UN
with O.R. ISO 11926 ports
SEDI PAG.30 / PORTS PAG.30



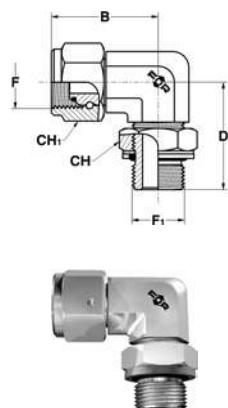
RACCORDI A TENUTA CONICA 60° (BSP)

BRITISH STANDARD PIPE (BSP)
CONNECTORS 60° SEAT

207140

Terminale orientabile 90°
femmina BSP - GAS cil. (BSPP)
con O.R. e rondella
per sedi ISO 1179
90° (AD) elbow swivel nut
BSP - male BSPP
with O.R. and retaining ring
ISO 1179 ports

SEDI PAG.32 / PORTS PAG.32

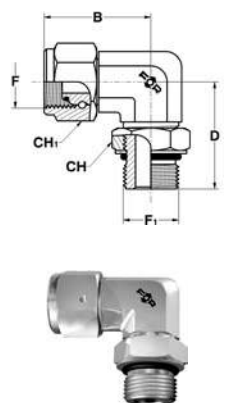


T		RIFERIMENTO REFERENCE	F	F ₁	B	D	CH	CH ₁
MM.	IN.		GAS CIL.BSPP	GAS CIL.BSPP				
5	3/16	A207140/1010	1/8	1/8	25,5	27,5	14	14
5	3/16	A207140/1013	1/8	1/4	25,5	32	19	14
6	1/4	A207140/1313	1/4	1/4	28	32	19	19
6	1/4	A207140/1317	1/4	3/8	28	37	24	19
10	3/8	A207140/1713	3/8	1/4	36	35	19	22
10	3/8	A207140/1717	3/8	3/8	36	37	24	22
10	3/8	A207140/1721	3/8	1/2	39	43	27	22
12	1/2	A207140/2117	1/2	3/8	42	40	24	27
12	1/2	A207140/2121	1/2	1/2	42	43	27	27
12	1/2	A207140/2126	1/2	3/4	47	50	36	27
16	5/8	A207140/2321	5/8	1/2	46	43,5	27	27
20	3/4	A207140/2621	3/4	1/2	50	46	27	32
20	3/4	A207140/2626	3/4	3/4	50	50	36	32
20	3/4	A207140/2633	3/4	1"	52	53	41	32
25	1"	A207140/3326	1"	3/4	59	52	36	41
25	1"	A207140/3333	1"	1"	59	53	41	41
25	1"	A207140/3342	1"	1" 1/4	63	58	50	41
32	1" 1/4	A207140/4242	1" 1/4	1" 1/4	64	58	50	50
38	1" 1/2	A207140/4848	1" 1/2	1" 1/2	74	67	60	55

207216

Terminale orientabile 90°
femmina BSP - GAS cil. (JIS)
con O.R. per sedi JIS 2351
90° (AD) elbow swivel nut
BSP - male JIS
with O.R. JIS 2351 ports

SEDI PAG.31 / PORTS PAG.31



T		RIFERIMENTO REFERENCE	F	F ₁	B	D	CH	CH ₁
MM.	IN.		GAS CIL.BSPP	GAS CIL.JIS				
5	3/16	A207216/1010	1/8	1/8	25,5	27,5	14	14
5	3/16	A207216/1013	1/8	1/4	25,5	32	19	14
6	1/4	A207216/1313	1/4	1/4	28	32	19	19
6	1/4	A207216/1317	1/4	3/8	28	37	22	19
10	3/8	A207216/1713	3/8	1/4	36	35	19	22
10	3/8	A207216/1717	3/8	3/8	36	37	22	22
10	3/8	A207216/1721	3/8	1/2	39	43	27	22
12	1/2	A207216/2117	1/2	3/8	42	40	22	27
12	1/2	A207216/2121	1/2	1/2	42	43	27	27
12	1/2	A207216/2126	1/2	3/4	47	50	36	27
16	5/8	A207216/2321	5/8	1/2	46	43,5	27	27
20	3/4	A207216/2621	3/4	1/2	50	46	27	32
20	3/4	A207216/2626	3/4	3/4	50	50	36	32
20	3/4	A207216/2633	3/4	1"	52	53	41	32
25	1"	A207216/3326	1"	3/4	59	52	36	41
25	1"	A207216/3333	1"	1"	59	53	41	41
25	1"	A207216/3342	1"	1" 1/4	63	58	50	41
32	1" 1/4	A207216/4242	1" 1/4	1" 1/4	64	58	50	50
38	1" 1/2	A207216/4848	1" 1/2	1" 1/2	74	67	55	55



RACCORDI A TENUTA CONICA 60° (BSP)

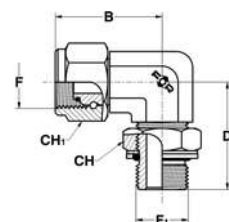
BRITISH STANDARD PIPE (BSP)
CONNECTORS 60° SEAT

T		RIFERIMENTO REFERENCE	F	F ₁	B	D	CH	CH ₁
MM.	IN.		GAS CIL.BSPP	METRICO METRIC				
5	3/16	A207151/1010	1/8	10x1	25,5	27	14	14
5	3/16	A207151/1012	1/8	12x1,5	25,5	31,5	17	14
6	1/4	A207151/1312	1/4	12x1,5	28	32,5	17	19
6	1/4	A207151/1314	1/4	14x1,5	28	34	19	19
6	1/4	A207151/1316	1/4	16x1,5	28	37	22	19
10	3/8	A207151/1714	3/8	14x1,5	36	34	19	22
10	3/8	A207151/1716	3/8	16x1,5	36	37	22	22
10	3/8	A207151/1718	3/8	18x1,5	36	39	24	22
12	1/2	A207151/2118	1/2	18x1,5	42	41	24	27
12	1/2	A207151/2120	1/2	20x1,5	42	43	27	27
12	1/2	A207151/2122	1/2	22x1,5	42	43	27	27
16	5/8	A207151/2322	5/8	22x1,5	46	45	27	27
20	3/4	A207151/2622	3/4	22x1,5	50	46	27	32
20	3/4	A207151/2626	3/4	26x1,5	50	50	36	32
20	3/4	A207151/2627	3/4	27x2	50	50	32	32
25	1"	A207151/3327	1"	27x2	59	52	32	41
25	1"	A207151/3333	1"	33x2	59	54	41	41
32	1" 1/4	A207151/4242	1" 1/4	42x2	64	58	50	50
38	1" 1/2	A207151/4848	1" 1/2	48x2	74	67	55	55

207151

Terminale orientabile 90°
femmina BSP - Metrico cil.
con O.R. e rondella
per sedi ISO 9974
90° (ADJ) elbow swivel nut
BSP - male Metric
with O.R. and retaining ring
ISO 9974 ports

SEDI PAG.32 / PORTS PAG.32

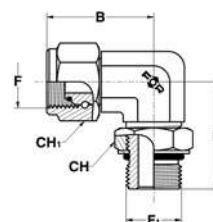


T		RIFERIMENTO REFERENCE	F	F ₁	B	D	CH	CH ₁
MM.	IN.		GAS CIL.BSPP	METRICO METRIC				
5	3/16	A207162/1010	1/8	10x1	25,5	27	14	14
5	3/16	A207162/1012	1/8	12x1,5	25,5	31,5	17	14
6	1/4	A207162/1312	1/4	12x1,5	28	32,5	17	19
6	1/4	A207162/1314	1/4	14x1,5	28	34	19	19
6	1/4	A207162/1316	1/4	16x1,5	28	37	22	19
10	3/8	A207162/1714	3/8	14x1,5	36	34	19	22
10	3/8	A207162/1716	3/8	16x1,5	36	37	22	22
10	3/8	A207162/1718	3/8	18x1,5	36	39	24	22
12	1/2	A207162/2118	1/2	18x1,5	42	41	24	27
12	1/2	A207162/2120	1/2	20x1,5	42	43	27	27
12	1/2	A207162/2122	1/2	22x1,5	42	43	27	27
16	5/8	A207162/2322	5/8	22x1,5	46	45	27	27
20	3/4	A207162/2622	3/4	22x1,5	50	46	27	32
20	3/4	A207162/2627	3/4	27x2	50	50	32	32
25	1"	A207162/3327	1"	27x2	59	52	32	41
25	1"	A207162/3333	1"	33x2	59	54	41	41
32	1" 1/4	A207162/4242	1" 1/4	42x2	64	58	50	50
38	1" 1/2	A207162/4848	1" 1/2	48x2	74	67	55	55

207162

Terminale orientabile 90°
femmina BSP - Metrico cil.
con O.R. per sedi ISO 6149
90° (ADJ) elbow swivel nut
BSP - male Metric
with O.R. ISO 6149 ports

SEDI PAG.30 / PORTS PAG.30

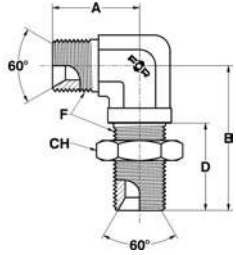


RACCORDI A TENUTA CONICA 60° (BSP)

BRITISH STANDARD PIPE (BSP)
CONNECTORS 60° SEAT

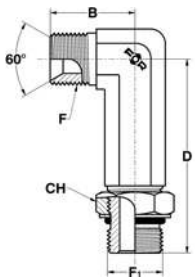
208008

Giunzione 90° passaparatia
BSP - BSP
90° bulkhead elbow male
BSP -BSP



210001

Prolunga orientabile 90°
BSP - SAE UNF-UN
per sedi ISO 11926
90° (AD) long elbow male
BSP - male SAE UNF-UN
with O.R. ISO 11926 ports
SEDI PAG.30 / PORTS PAG.30



T		T ₁		RIFERIMENTO REFERENCE	F	F ₁	A	B	D	CH
MM.	IN.	MM.	IN.		GAS CIL.BSPP	GAS CIL.BSPP				
5	3/16	5	3/16	A208008/10	1/8	1/8	20	41	28	17
6	1/4	6	1/4	A208008/13	1/4	1/4	25	45	28	19
10	3/8	10	3/8	A208008/17	3/8	3/8	30	52	32	24
12	1/2	12	1/2	A208008/21	1/2	1/2	35	58	35	30
16	5/8	16	5/8	A208008/23	5/8	5/8	37	58	35	32
20	3/4	20	3/4	A208008/26	3/4	3/4	40	65	38	36
25	1"	25	1"	A208008/33	1"	1"	45	71	41	41
32	1"1/4	32	1"1/4	A208008/42	1"1/4	1"1/4	51	79	44	50
38	1"1/2	38	1"1/2	A208008/48	1"1/2	1"1/2	54	90.5	46	60

T		RIFERIMENTO REFERENCE	F	F ₁	B	D	CH
MM.	IN.		GAS CIL.BSPP	UNF-UN			
5	3/16	A210001/1011	1/8	7/16-20	22	45	14
5	3/16	A210001/1012	1/8	1/2-20	24	46	16
6	1/4	A210001/1312	1/4	1/2-20	27	56	16
6	1/4	A210001/1314	1/4	9/16-18	27	56	19
10	3/8	A210001/1719	3/8	3/4-16	29	67	22
12	1/2	A210001/2119	1/2	3/4-16	34	75	22
12	1/2	A210001/2122	1/2	7/8-14	34	78	27
16	5/8	A210001/2322	5/8	7/8-14	37	78	27
20	3/4	A210001/2627	3/4	1"1/16-12	41	92	32
20	3/4	A210001/2633	3/4	1"5/16-12	43	105	38
25	1"	A210001/3333	1"	1"5/16-12	46	105	38
25	1"	A210001/3341	1"	1"5/8-12	50	124	50
32	1"1/4	A210001/4241	1"1/4	1"5/8-12	51	124	50
38	1"1/2	A210001/4848	1"1/2	1"7/8-12	59	135	55



RACCORDI A TENUTA CONICA 60° (BSP)

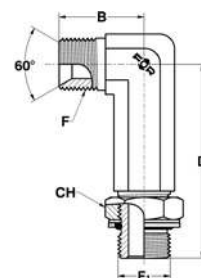
BRITISH STANDARD PIPE (BSP)
CONNECTORS 60° SEAT

T		RIFERIMENTO REFERENCE	F	F ₁	B	D	CH
MM.	IN.		GAS CIL.BSPP	GAS CIL.BSPP			
5	3/16	A210012/1010	1/8	1/8	22	46	14
5	3/16	A210012/1013	1/8	1/4	24	56.5	19
6	1/4	A210012/1313	1/4	1/4	27	56.5	19
6	1/4	A210012/1317	1/4	3/8	28	67	24
10	3/8	A210012/1717	3/8	3/8	29	67	24
10	3/8	A210012/1721	3/8	1/2	32	78	27
12	1/2	A210012/2121	1/2	1/2	34	78	27
12	1/2	A210012/2126	1/2	3/4	39	92	36
16	5/8	A210012/2321	5/8	1/2	37	78	27
20	3/4	A210012/2626	3/4	3/4	41	92	36
20	3/4	A210012/2633	3/4	1"	43	105	41
25	1"	A210012/3333	1"	1"	46	105	41
25	1"	A210012/3342	1"	1"1/4	50	124	50
32	1"1/4	A210012/4242	1"1/4	1"1/4	51	124	50
38	1"1/2	A210012/4848	1"1/2	1"1/2	59	135	60
12	1/2	SA210012/2117	1/2	3/8	36.5	74.5	24
16	5/8	SA210012/2323	5/8	5/8	36.5	78	30

210012

Prolunga orientabile 90°
BSP - GAS cil. (BSPP)
con O.R. e rondella
per sedi ISO 1179
90° (ADJ) long elbow male
BSP - male BSPP
with O.R. and retaining ring
ISO 1179 ports

SEDI PAG.32 / PORTS PAG.32

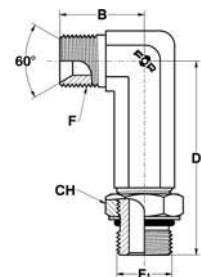


T		RIFERIMENTO REFERENCE	F	F ₁	B	D	CH
MM.	IN.		GAS CIL.BSPP	GAS CIL.JIS			
5	3/16	A210056/1010	1/8	1/8	22	46	14
5	3/16	A210056/1013	1/8	1/4	24	56.5	19
6	1/4	A210056/1313	1/4	1/4	27	56.5	19
6	1/4	A210056/1317	1/4	3/8	28	67	22
10	3/8	A210056/1717	3/8	3/8	29	67	22
10	3/8	A210056/1721	3/8	1/2	32	78	27
12	1/2	A210056/2121	1/2	1/2	34	78	27
12	1/2	A210056/2126	1/2	3/4	39	92	36
16	5/8	A210056/2321	5/8	1/2	37	78	27
20	3/4	A210056/2626	3/4	3/4	41	92	36
20	3/4	A210056/2633	3/4	1"	43	105	41
25	1"	A210056/3333	1"	1"	46	105	41
25	1"	A210056/3342	1"	1"1/4	50	124	50
32	1"1/4	A210056/4242	1"1/4	1"1/4	51	124	50
38	1"1/2	A210056/4848	1"1/2	1"1/2	59	135	55

210056

Prolunga orientabile 90°
BSP - GAS cil. (JIS)
con O.R. per sedi JIS 2351
90° (ADJ) long elbow male
BSP - male JIS
with O.R. JIS 2351 ports

SEDI PAG.31 / PORTS PAG.31



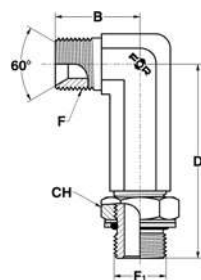
RACCORDI A TENUTA CONICA 60° (BSP)

BRITISH STANDARD PIPE (BSP)
CONNECTORS 60° SEAT

210023

Prolunga orientabile 90°
BSP - Metrico cil.
con O.R. e rondella
per sedi ISO 9974
90° (ADJ) long elbow male
BSP - male Metric
with O.R. and retaining ring
ISO 9974 ports

SEDI PAG.32 / PORTS PAG.32

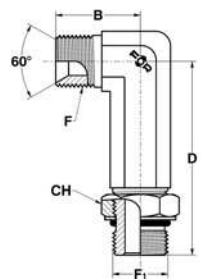


T		RIFERIMENTO REFERENCE	F	F ₁	B	D	CH
MM.	IN.		GAS CIL.BSPP	METRICO METRIC			
5	3/16	A210023/1010	1/8	10x1	22	46	14
5	3/16	A210023/1012	1/8	12x1,5	25	56,5	17
6	1/4	A210023/1312	1/4	12x1,5	27	56,5	17
6	1/4	A210023/1314	1/4	14x1,5	27	56,5	19
10	3/8	A210023/1716	3/8	16x1,5	29	65	22
10	3/8	A210023/1718	3/8	18x1,5	29	67	24
12	1/2	A210023/2118	1/2	18x1,5	34	76	24
12	1/2	A210023/2122	1/2	22x1,5	34	78	27
16	5/8	A210023/2322	5/8	22x1,5	37	78	27
20	3/4	A210023/2622	3/4	22x1,5	41	93	27
20	3/4	A210023/2626	3/4	26x1,5	41	95	36
20	3/4	A210023/2627	3/4	27x2	41	95	32
25	1"	A210023/3327	1"	27x2	46	105	32
25	1"	A210023/3333	1"	33x2	46	105	41
32	1" 1/4	A210023/4242	1" 1/4	42x2	51	124	50
38	1" 1/2	A210023/4848	1" 1/2	48x2	59	141	55

210034

Prolunga orientabile 90°
BSP - Metrico cil.
con O.R. per sedi ISO 6149
90° (ADJ) long elbow male
BSP - male Metric
with O.R. ISO 6149 ports

SEDI PAG.30 / PORTS PAG.30



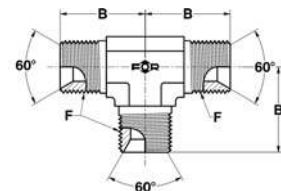
T		RIFERIMENTO REFERENCE	F	F ₁	B	D	CH
MM.	IN.		GAS CIL.BSPP	METRICO METRIC			
5	3/16	A210034/1010	1/8	10x1	22	46	14
5	3/16	A210034/1012	1/8	12x1,5	25	56,5	17
6	1/4	A210034/1312	1/4	12x1,5	27	56,5	17
6	1/4	A210034/1314	1/4	14x1,5	27	56,5	19
10	3/8	A210034/1716	3/8	16x1,5	29	65	22
10	3/8	A210034/1718	3/8	18x1,5	29	67	24
12	1/2	A210034/2118	1/2	18x1,5	34	76	24
12	1/2	A210034/2122	1/2	22x1,5	34	78	27
16	5/8	A210034/2322	5/8	22x1,5	37	78	27
20	3/4	A210034/2622	3/4	22x1,5	41	93	27
20	3/4	A210034/2627	3/4	27x2	41	95	32
25	1"	A210034/3327	1"	27x2	46	105	32
25	1"	A210034/3333	1"	33x2	46	105	41
32	1" 1/4	A210034/4242	1" 1/4	42x2	51	124	50
38	1" 1/2	A210034/4848	1" 1/2	48x2	59	141	55



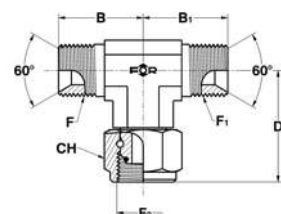
RACCORDI A TENUTA CONICA 60° (BSP)

BRITISH STANDARD PIPE (BSP)
CONNECTORS 60° SEAT

T		RIFERIMENTO REFERENCE	F	B
MM.	IN.		<small>GAS CIL.BSPP</small>	
5	3/16	A211009/10	1/8	22,5
6	1/4	A211009/13	1/4	27
10	3/8	A211009/17	3/8	29
12	1/2	A211009/21	1/2	34
16	5/8	A211009/23	5/8	37
20	3/4	A211009/26	3/4	41
25	1"	A211009/33	1"	46
32	1" 1/4	A211009/42	1" 1/4	51
38	1" 1/2	A211009/48	1" 1/2	59

211009Giunzione a "T"
maschi BSP
*Union tee
male BSP*

T		T₁		RIFERIMENTO REFERENCE	F	F₁	F₂	B	B₁	D	CH
MM.	IN.	MM.	IN.		<small>GAS CIL.BSPP</small>	<small>GAS CIL.BSPP</small>	<small>GAS CIL.BSPP</small>				
5	3/16	5	3/16	A211108/10	1/8	1/8	1/8	22,5	22,5	25,5	14
6	1/4	6	1/4	A211108/13	1/4	1/4	1/4	27	27	28	19
10	3/8	10	3/8	A211108/17	3/8	3/8	3/8	29	29	37	22
12	1/2	12	1/2	A211108/21	1/2	1/2	1/2	34	34	44,5	27
16	5/8	16	5/8	A211108/23	5/8	5/8	5/8	37	37	48,5	27
20	3/4	20	3/4	A211108/26	3/4	3/4	3/4	41	41	55,5	32
25	1"	25	1"	A211108/33	1"	1"	1"	46	46	61,5	41
32	1" 1/4	32	1" 1/4	A211108/42	1" 1/4	1" 1/4	1" 1/4	51	51	67	50
38	1" 1/2	38	1" 1/2	A211108/48	1" 1/2	1" 1/2	1" 1/2	59	59	72	60
6	1/4	10	3/8	SA211108/131713	1/4	3/8	1/4	27	29	28	19
38	1" 1/2	25	1"	SA211108/483348	1" 1/2	1"	1" 1/2	59	55	72	55

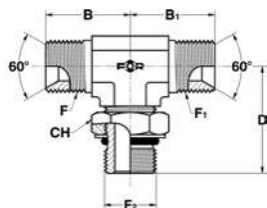
211108Giunzione a "T" maschi
BSP - femmina BSP
*Swivel nut branch tee
BSP - male BSP*

RACCORDI A TENUTA CONICA 60° (BSP)

BRITISH STANDARD PIPE (BSP)
CONNECTORS 60° SEAT

211010

Terminale orientabile a "T"
BSP - SAE UNF-UN
per sedi ISO 11926
Branch (AD) tee male
BSP - male SAE UNF-UN
with O.R. ISO 11926 ports
SEDI PAG.30 / PORTS PAG.30



T		T ₁		RIFERIMENTO REFERENCE	F	F ₁	F ₂	B	B ₁	D	CH
MM.	IN.	MM.	IN.		GAS CIL.BSPP	GAS CIL.BSPP	UNF-UN				
5	3/16	5	3/16	A211010/1011	1/8	1/8	7/16-20	22	22	26	14
5	3/16	5	3/16	A211010/1012	1/8	1/8	1/2-20	24	24	27.5	16
6	1/4	6	1/4	A211010/1312	1/4	1/4	1/2-20	27	27	31.5	16
6	1/4	6	1/4	A211010/1314	1/4	1/4	9/16-18	27	27	31.5	19
6	1/4	6	1/4	A211010/1319	1/4	1/4	3/4-16	28.5	28.5	36.5	2
10	3/8	10	3/8	A211010/1714	3/8	3/8	9/16-18	29	29	33.5	19
10	3/8	10	3/8	A211010/1719	3/8	3/8	3/4-16	29	29	36.5	22
10	3/8	10	3/8	A211010/1722	3/8	3/8	7/8-14	34	34	43	27
12	1/2	12	1/2	A211010/2119	1/2	1/2	3/4-16	34	34	40	22
12	1/2	12	1/2	A211010/2122	1/2	1/2	7/8-14	34	34	43	27
12	1/2	12	1/2	A211010/2127	1/2	1/2	1" 1/16-12	39	39	49	32
16	5/8	16	5/8	A211010/2322	5/8	5/8	7/8-14	37	37	43	27
20	3/4	20	3/4	A211010/2622	3/4	3/4	7/8-14	41	41	45.5	27
20	3/4	20	3/4	A211010/2627	3/4	3/4	1" 1/16-12	41	41	49	32
20	3/4	20	3/4	A211010/2633	3/4	3/4	1" 5/16-12	43	43	52	38
25	1"	25	1"	A211010/3327	1"	1"	1" 1/16-12	46	46	52	32
25	1"	25	1"	A211010/3333	1"	1"	1" 5/16-12	46	46	52	38
25	1"	25	1"	A211010/3341	1"	1"	1" 5/8-12	50	50	57	50
32	1" 1/4	32	1" 1/4	A211010/4233	1" 1/4	1" 1/4	1" 5/16-12	52	52	57	38
32	1" 1/4	32	1" 1/4	A211010/4241	1" 1/4	1" 1/4	1" 5/8-12	51	51	57	50
32	1" 1/4	32	1" 1/4	A211010/4248	1" 1/4	1" 1/4	1" 7/8-12	56	56	61	55
38	1" 1/2	38	1" 1/2	A211010/4848	1" 1/2	1" 1/2	1" 7/8-12	59	59	61	55

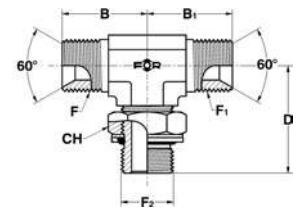


T		T ₁		RIFERIMENTO REFERENCE	F	F ₁	F ₂	B	B ₁	D	CH
MM.	IN.	MM.	IN.								
5	3/16	5	3/16	A211021/1010	1/8	1/8	1/8	22	22	27	14
5	3/16	5	3/16	A211021/1013	1/8	1/8	1/4	24	24	31.5	19
6	1/4	6	1/4	A211021/1313	1/4	1/4	1/4	27	27	31.5	19
6	1/4	6	1/4	A211021/1317	1/4	1/4	3/8	28	28	37	24
10	3/8	10	3/8	A211021/1713	3/8	3/8	1/4	29	29	35	19
10	3/8	10	3/8	A211021/1717	3/8	3/8	3/8	29	29	37	24
10	3/8	10	3/8	A211021/1721	3/8	3/8	1/2	32	32	43	27
12	1/2	12	1/2	A211021/2117	1/2	1/2	3/8	34	34	40	24
12	1/2	12	1/2	A211021/2121	1/2	1/2	1/2	34	34	43	27
12	1/2	12	1/2	A211021/2126	1/2	1/2	3/4	39	39	50	36
16	5/8	16	5/8	A211021/2321	5/8	5/8	1/2	37	37	45	27
20	3/4	20	3/4	A211021/2621	3/4	3/4	1/2	41	41	46	27
20	3/4	20	3/4	A211021/2626	3/4	3/4	3/4	41	41	50	36
20	3/4	20	3/4	A211021/2633	3/4	3/4	1"	43	43	53	41
25	1"	25	1"	A211021/3326	1"	1"	3/4	46	46	52	36
25	1"	25	1"	A211021/3333	1"	1"	1"	46	46	53	41
25	1"	25	1"	A211021/3342	1"	1"	1" 1/4	50	50	58	50
32	1" 1/4	32	1" 1/4	A211021/4233	1" 1/4	1" 1/4	1"	52	52	57	41
32	1" 1/4	32	1" 1/4	A211021/4242	1" 1/4	1" 1/4	1" 1/4	51	51	58	50
32	1" 1/4	32	1" 1/4	A211021/4248	1" 1/4	1" 1/4	1" 1/2	59	59	61	60
38	1" 1/2	38	1" 1/2	A211021/4848	1" 1/2	1" 1/2	1" 1/2	59	59	67	60
6	1/4	10	3/8	SA211021/131713	1/4	3/8	1/4	27	29	35	19
6	1/4	12	1/2	SA211021/132117	1/4	1/2	3/8	29.5	34	40	24
10	3/8	12	1/2	SA211021/172121	3/8	1/2	1/2	31.5	34	43	27
10	3/8	20	3/4	SA211021/172621	3/8	3/4	1/2	36.5	42	45	27
12	1/2	6	1/4	SA211021/211321	1/2	1/4	1/2	36.5	32	43	27
12	1/2	20	3/4	SA211021/212633	1/2	3/4	1"	40	43	53	41
12	1/2	25	1"	SA211021/213326	1/2	1"	3/4	41.5	46	52	36
20	3/4	12	1/2	SA211021/262121	3/4	1/2	1/2	41	38	46	27
20	3/4	12	1/2	SA211021/262126	3/4	1/2	3/4	41	38	50	36
20	3/4	12	1/2	SA211021/262142	3/4	1/2	1" 1/4	49	49	58	50
20	3/4	16	5/8	SA211021/262321	3/4	5/8	1/2	41	38	45	27
20	3/4	25	1"	SA211021/263333	3/4	1"	1"	44.5	46	53	41

211021

Terminale orientabile a "T"
BSP - GAS cil. (BSPP)
con O.R. e rondella
per sedi ISO 1179
Branch (ADJ) tee male
BSP - male BSPP
with O.R. and retaining ring
ISO 1179 ports

SEDI PAG.32 / PORTS PAG.32

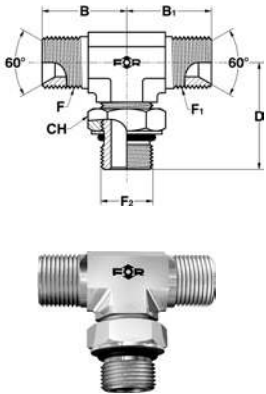


RACCORDI A TENUTA CONICA 60° (BSP)

**BRITISH STANDARD PIPE (BSP)
CONNECTORS 60° SEAT**

211120

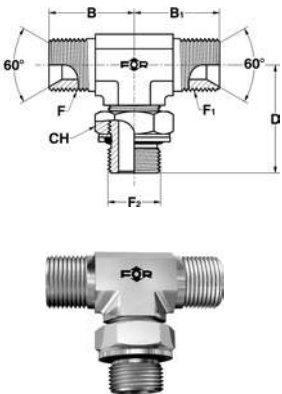
Terminale orientabile a "T"
BSP - GAS cil. (JIS)
con O.R. per sedi JIS 2351
Branch (AD) tee male
BSP - male JIS
with O.R. JIS 2351 ports
SEDI PAG.31 / PORTS PAG.31



T		T ₁		RIFERIMENTO REFERENCE	F	F ₁	F ₂	B	B ₁	D	CH
MM.	IN.	MM.	IN.		GAS CIL.BSPP	GAS CIL.BSPP	GAS CIL.JIS				
5	3/16	5	3/16	A211120/1010	1/8	1/8	1/8	22	22	27	14
5	3/16	5	3/16	A211120/1013	1/8	1/8	1/4	24	24	31.5	19
6	1/4	6	1/4	A211120/1313	1/4	1/4	1/4	27	27	31.5	19
6	1/4	6	1/4	A211120/1317	1/4	1/4	3/8	28	28	37	22
10	3/8	10	3/8	A211120/1713	3/8	3/8	1/4	29	29	35	19
10	3/8	10	3/8	A211120/1717	3/8	3/8	3/8	29	29	37	22
10	3/8	10	3/8	A211120/1721	3/8	3/8	1/2	32	32	43	27
12	1/2	12	1/2	A211120/2117	1/2	1/2	3/8	34	34	40	22
12	1/2	12	1/2	A211120/2121	1/2	1/2	1/2	34	34	43	27
12	1/2	12	1/2	A211120/2126	1/2	1/2	3/4	39	39	50	36
16	5/8	16	5/8	A211120/2321	5/8	5/8	1/2	37	37	45	27
20	3/4	20	3/4	A211120/2621	3/4	3/4	1/2	41	41	46	27
20	3/4	20	3/4	A211120/2626	3/4	3/4	3/4	41	41	50	36
20	3/4	20	3/4	A211120/2633	3/4	3/4	1"	43	43	53	41
25	1"	25	1"	A211120/3326	1"	1"	3/4	46	46	52	36
25	1"	25	1"	A211120/3333	1"	1"	1"	46	46	53	41
25	1"	25	1"	A211120/3342	1"	1"	1"1/4	50	50	58	50
32	1"1/4	32	1"1/4	A211120/4242	1"1/4	1"1/4	1"1/4	51	51	58	50
38	1"1/2	38	1"1/2	A211120/4848	1"1/2	1"1/2	1"1/2	59	59	67	55

211032

Terminale orientabile a "T"
BSP - Metrico cil.
con O.R. e rondella
per sedi ISO 9974
Branch (AD) tee male
BSP - male Metric
with O.R. and retaining ring
ISO 9974 ports
SEDI PAG.32 / PORTS PAG.32



T		T ₁		RIFERIMENTO REFERENCE	F	F ₁	F ₂	B	B ₁	D	CH
MM.	IN.	MM.	IN.		GAS CIL.BSPP	GAS CIL.BSPP	METRICO METRIC				
5	3/16	5	3/16	A211032/1010	1/8	1/8	10x1	22	22	27	14
5	3/16	5	3/16	A211032/1012	1/8	1/8	12x1,5	24	24	31.5	17
6	1/4	6	1/4	A211032/1312	1/4	1/4	12x1,5	27	27	31.5	17
6	1/4	6	1/4	A211032/1314	1/4	1/4	14x1,5	27	27	31.5	19
6	1/4	6	1/4	A211032/1316	1/4	1/4	16x1,5	28	28	37	22
10	3/8	10	3/8	A211032/1714	3/8	3/8	14x1,5	29	29	34	19
10	3/8	10	3/8	A211032/1716	3/8	3/8	16x1,5	29	29	37	22
10	3/8	10	3/8	A211032/1718	3/8	3/8	18x1,5	29	29	38	24
12	1/2	12	1/2	A211032/2118	1/2	1/2	18x1,5	34	34	41	24
12	1/2	12	1/2	A211032/2120	1/2	1/2	20x1,5	34	34	43	27
12	1/2	12	1/2	A211032/2122	1/2	1/2	22x1,5	34	34	43	27
16	5/8	16	5/8	A211032/2320	5/8	5/8	20x1,5	36.5	36.5	43	27
16	5/8	16	5/8	A211032/2322	5/8	5/8	22x1,5	37	37	45	27
20	3/4	20	3/4	A211032/2622	3/4	3/4	22x1,5	41	41	46	27
20	3/4	20	3/4	A211032/2626	3/4	3/4	26x1,5	41	41	50	36
20	3/4	20	3/4	A211032/2627	3/4	3/4	27x2	41	41	50	32
25	1"	25	1"	A211032/3327	1"	1"	27x2	46	46	52	32
25	1"	25	1"	A211032/3333	1"	1"	33x2	46	46	53	41
32	1"1/4	32	1"1/4	A211032/4242	1"1/4	1"1/4	42x2	51	51	58	50
38	1"1/2	38	1"1/2	A211032/4848	1"1/2	1"1/2	48x2	59	59	67	55
6	1/4	6	1/4	SA211032/131318	1/4	1/4	18x1,5	27	27	39	24
6	1/4	12	1/2	SA211032/132118	1/4	1/2	18x1,5	29.5	34	41	24
10	3/8	12	1/2	SA211032/172122	3/8	1/2	22x1,5	31.5	34	43	27



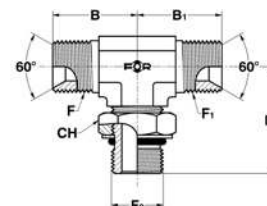
RACCORDI A TENUTA CONICA 60° (BSP)

BRITISH STANDARD PIPE (BSP)
CONNECTORS 60° SEAT

T		T ₁		RIFERIMENTO REFERENCE	F	F ₁	F ₂	B	B ₁	D	CH
MM.	IN.	MM.	IN.		GAS CIL.BSPP	GAS CIL.BSPP	METRICO METRIC				
5	3/16	5	3/16	A211076/1010	1/8	1/8	10x1	22	22	27	14
5	3/16	5	3/16	A211076/1012	1/8	1/8	12x1,5	24	24	31.5	17
6	1/4	6	1/4	A211076/1312	1/4	1/4	12x1,5	27	27	31.5	17
6	1/4	6	1/4	A211076/1314	1/4	1/4	14x1,5	27	27	31.5	19
6	1/4	6	1/4	A211076/1316	1/4	1/4	16x1,5	28	28	37	22
10	3/8	10	3/8	A211076/1714	3/8	3/8	14x1,5	29	29	34	19
10	3/8	10	3/8	A211076/1716	3/8	3/8	16x1,5	29	29	37	22
10	3/8	10	3/8	A211076/1718	3/8	3/8	18x1,5	29	29	38	24
12	1/2	12	1/2	A211076/2118	1/2	1/2	18x1,5	34	34	41	24
12	1/2	12	1/2	A211076/2120	1/2	1/2	20x1,5	34	34	43	27
12	1/2	12	1/2	A211076/2122	1/2	1/2	22x1,5	34	34	43	27
16	5/8	16	5/8	A211076/2322	5/8	5/8	22x1,5	37	37	45	27
20	3/4	20	3/4	A211076/2622	3/4	3/4	22x1,5	41	41	46	27
20	3/4	20	3/4	A211076/2627	3/4	3/4	27x2	41	41	50	32
25	1"	25	1"	A211076/3327	1"	1"	27x2	46	46	52	32
25	1"	25	1"	A211076/3333	1"	1"	33x2	46	46	53	41
32	1" 1/4	32	1" 1/4	A211076/4242	1" 1/4	1" 1/4	42x2	51	51	58	50
38	1" 1/2	38	1" 1/2	A211076/4848	1" 1/2	1" 1/2	48x2	59	59	67	55
6	1/4	6	1/4	SA211076/131318	1/4	1/4	18x1,5	27	27	39	24
6	1/4	12	1/2	SA211076/132118	1/4	1/2	18x1,5	29.5	34	41	24
10	3/8	12	1/2	SA211076/172122	3/8	1/2	22x1,5	31.5	34	43	27

211076

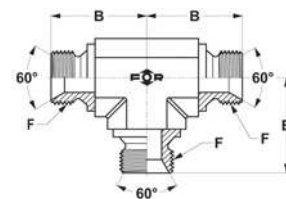
Terminale orientabile a "T"
BSP - Metrico cil.
con O.R. per sedi ISO 6149
Branch (ADJ) tee male
BSP - male Metric
with O.R. ISO 6149 ports
SEDI PAG.30 / PORTS PAG.30



T		RIFERIMENTO REFERENCE	F	B
MM.	IN.		GAS CIL.BSPP	
5	3/16	A211121/10	1/8	17
6	1/4	A211121/13	1/4	24
10	3/8	A211121/17	3/8	27
12	1/2	A211121/21	1/2	32
16	5/8	A211121/23	5/8	34
20	3/4	A211121/26	3/4	36
25	1"	A211121/33	1"	43
32	1" 1/4	A211121/42	1" 1/4	52
38	1" 1/2	A211121/48	1" 1/2	54

211121

Giunzione a "T" maschi
BSP 60° + sede bonded
Union tee male
BSP 60° for bonded seal

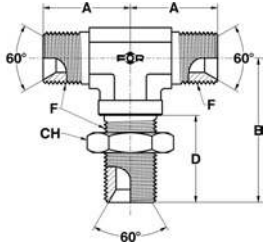


RACCORDI A TENUTA CONICA 60° (BSP)

BRITISH STANDARD PIPE (BSP)
CONNECTORS 60° SEAT

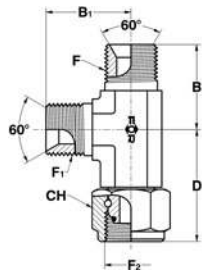
212003

Giunzione a "T" passaparatia
maschi BSP
*Bulkhead union tee
male BSP*



213084

Giunzione a "L" maschi
BSP - femmina BSP
*Swivel nut run tee
BSP - swivel nut BSP*



T		RIFERIMENTO REFERENCE	F GAS CIL.BSPP	A	B	D	CH
MM.	IN.						
5	3/16	A212003/10	1/8	20	41	28	17
6	1/4	A212003/13	1/4	25	45	28	19
10	3/8	A212003/17	3/8	30	52	32	24
12	1/2	A212003/21	1/2	35	58	35	30
16	5/8	A212003/23	5/8	37	58	35	32
20	3/4	A212003/26	3/4	40	65	38	36
25	1"	A212003/33	1"	45	71	41	41
32	1" 1/4	A212003/42	1" 1/4	51	80	44	50
38	1" 1/2	A212003/48	1" 1/2	54	90	46	60
6	1/4	SA212003/131317	1/4	27	52	32	24

T		T1		RIFERIMENTO REFERENCE	F GAS CIL.BSPP	F2 GAS CIL.BSPP	F1 GAS CIL.BSPP	B	D	B1	CH
MM.	IN.	MM.	IN.								
5	3/16	5	3/16	A213084/10	1/8	1/8	1/8	22.5	25,5	22.5	14
6	1/4	6	1/4	A213084/13	1/4	1/4	1/4	27	28	27	19
10	3/8	10	3/8	A213084/17	3/8	3/8	3/8	29	37	29	22
12	1/2	12	1/2	A213084/21	1/2	1/2	1/2	34	44,5	34	27
16	5/8	16	5/8	A213084/23	5/8	5/8	5/8	37	48,5	37	27
20	3/4	20	3/4	A213084/26	3/4	3/4	3/4	41	55,5	41	32
25	1"	25	1"	A213084/33	1"	1"	1"	46	61,5	46	41
32	1" 1/4	32	1" 1/4	A213084/42	1" 1/4	1" 1/4	1" 1/4	51	67	51	50
38	1" 1/2	38	1" 1/2	A213084/48	1" 1/2	1" 1/2	1" 1/2	59	72	59	55
10	3/8	6	1/4	SA213084/171313	3/8	1/4	1/4	29	28	27	19
12	1/2	6	1/4	SA213084/212113	1/2	1/2	1/4	34	44,5	31	27
12	1/2	25	1"	SA213084/212133	1/2	1/2	1"	41.5	53	46	27
12	1/2	20	3/4	SA213084/212626	1/2	3/4	3/4	38	55,5	41	32
38	1" 1/2	38	1" 1/2	SA213084/483348	1" 1/2	1"	1" 1/2	59	68,5	59	41



RACCORDI A TENUTA CONICA 60° (BSP)

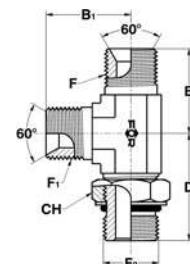
BRITISH STANDARD PIPE (BSP)
CONNECTORS 60° SEAT

T		T ₁		RIFERIMENTO REFERENCE	F	F ₂	F ₁	B	D	B ₁	CH
MM.	IN.	MM.	IN.								
5	3/16	5	3/16	A213006/1011	1/8	7/16-20	1/8	22	27.5	22	14
5	3/16	5	3/16	A213006/1012	1/8	1/2-20	1/8	24	27.5	24	16
6	1/4	6	1/4	A213006/1312	1/4	1/2-20	1/4	27	31.5	27	16
6	1/4	6	1/4	A213006/1314	1/4	9/16-18	1/4	27	31.5	27	19
10	3/8	10	3/8	A213006/1714	3/8	9/16-18	3/8	29	33.5	29	19
10	3/8	10	3/8	A213006/1719	3/8	3/4-16	3/8	29	36.5	29	22
10	3/8	10	3/8	A213006/1722	3/8	7/8-14	3/8	34	43	34	27
12	1/2	12	1/2	A213006/2119	1/2	3/4-16	1/2	34	40	34	22
12	1/2	12	1/2	A213006/2122	1/2	7/8-14	1/2	34	43	34	27
12	1/2	12	1/2	A213006/2127	1/2	1" 1/16-12	1/2	39	49	39	32
16	5/8	16	5/8	A213006/2322	5/8	7/8-14	5/8	37	43	37	27
20	3/4	20	3/4	A213006/2622	3/4	7/8-14	3/4	41	45.5	41	27
20	3/4	20	3/4	A213006/2627	3/4	1" 1/16-12	3/4	41	49	41	32
20	3/4	20	3/4	A213006/2633	3/4	1" 5/16-12	3/4	43	52	43	38
25	1"	25	1"	A213006/3327	1"	1" 1/16-12	1"	46	52	46	32
25	1"	25	1"	A213006/3333	1"	1" 5/16-12	1"	46	52	46	38
25	1"	25	1"	A213006/3341	1"	1" 5/8-12	1"	50	57	50	50
32	1" 1/4	32	1" 1/4	A213006/4233	1" 1/4	1" 5/16-12	1" 1/4	52	57	52	38
32	1" 1/4	32	1" 1/4	A213006/4241	1" 1/4	1" 5/8-12	1" 1/4	51	57	51	50
32	1" 1/4	32	1" 1/4	A213006/4248	1" 1/4	1" 7/8-12	1" 1/4	56	61	56	55
38	1" 1/2	38	1" 1/2	A213006/4848	1" 1/2	1" 7/8-12	1" 1/2	59	61	59	55
6	1/4	5	3/16	SA213006/131410	1/4	9/16-18	1/8	27	31.5	27	19
6	1/4	6	1/4	SA213006/1319	1/4	3/4-16	1/4	28.5	36.5	28.5	22

213006

Terminale orientabile a "L"
BSP - SAE UNF-UN
per sedi ISO 11926
Run (ADJ) tee male
BSP - male SAE UNF-UN
with O.R. ISO 11926 ports

SEDI PAG.30 / PORTS PAG.30



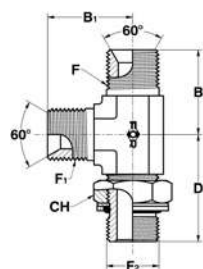
RACCORDI A TENUTA CONICA 60° (BSP)

BRITISH STANDARD PIPE (BSP)
CONNECTORS 60° SEAT

213017

Terminale orientabile a "L"
BSP - GAS cil. (BSPP)
con O.R. e rondella
per sedi ISO 1179
Run (ADJ) tee male
BSP - male BSPP
with O.R. and retaining ring
ISO 1179 ports

SEDI PAG.32 / PORTS PAG.32



T		T ₁		RIFERIMENTO REFERENCE	F	F ₂	F ₁	B	D	B ₁	CH
MM.	IN.	MM.	IN.		GAS CIL.BSPP	GAS CIL.BSPP	GAS CIL.BSPP				
5	3/16	5	3/16	A213017/1010	1/8	1/8	1/8	22	27	22	14
5	3/16	5	3/16	A213017/1013	1/8	1/4	1/8	24	31.5	24	19
6	1/4	6	1/4	A213017/1313	1/4	1/4	1/4	27	31.5	27	19
6	1/4	6	1/4	A213017/1317	1/4	3/8	1/4	28	37	28	24
10	3/8	10	3/8	A213017/1713	3/8	1/4	3/8	29	35	29	19
10	3/8	10	3/8	A213017/1717	3/8	3/8	3/8	29	37	29	24
10	3/8	10	3/8	A213017/1721	3/8	1/2	3/8	32	43	32	27
12	1/2	12	1/2	A213017/2117	1/2	3/8	1/2	34	40	34	24
12	1/2	12	1/2	A213017/2121	1/2	1/2	1/2	34	43	34	27
12	1/2	12	1/2	A213017/2126	1/2	3/4	1/2	39	50	39	36
16	5/8	16	5/8	A213017/2321	5/8	1/2	5/8	37	43	37	27
16	5/8	16	5/8	A213017/2326	5/8	3/4	5/8	39.5	49	39.5	36
20	3/4	20	3/4	A213017/2621	3/4	1/2	3/4	41	46	41	27
20	3/4	20	3/4	A213017/2626	3/4	3/4	3/4	41	50	41	36
20	3/4	20	3/4	A213017/2633	3/4	1"	3/4	43	53	43	41
25	1"	25	1"	A213017/3326	1"	3/4	1"	46	52	46	36
25	1"	25	1"	A213017/3333	1"	1"	1"	46	53	46	41
25	1"	25	1"	A213017/3342	1"	1"1/4	1"	50	58	50	50
32	1"1/4	32	1"1/4	A213017/4233	1"1/4	1"	1"1/4	52	57	52	41
32	1"1/4	32	1"1/4	A213017/4242	1"1/4	1"1/4	1"1/4	51	58	51	50
32	1"1/4	32	1"1/4	A213017/4248	1"1/4	1"1/2	1"1/4	59	61	59	60
38	1"1/2	38	1"1/2	A213017/4848	1"1/2	1"1/2	1"1/2	59	67	59	60
5	3/16	6	1/4	SA213017/101313	1/8	1/4	1/4	27	31.5	27	19
5	3/16	6	1/4	SA213017/101713	1/8	3/8	1/4	28	37	28	24
6	1/4	6	1/4	SA213017/131013	1/4	1/8	1/4	27	31.5	27	14
6	1/4	10	3/8	SA213017/131017	1/4	1/8	3/8	27	33	29	14
6	1/4	5	3/16	SA213017/131310	1/4	1/4	1/8	27	31.5	27	19
6	1/4	10	3/8	SA213017/131317	1/4	1/4	3/8	27	34.5	29	19
10	3/8	6	1/4	SA213017/171313	3/8	1/4	1/4	29	34.5	27	19
10	3/8	6	1/4	SA213017/171713	3/8	3/8	1/4	29	37	27	24
10	3/8	12	1/2	SA213017/171721	3/8	3/8	1/2	34	39.5	36.5	24
10	3/8	12	1/2	SA213017/172121	3/8	1/2	1/2	31.5	43	34	27
12	1/2	6	1/4	SA213017/212113	1/2	1/2	1/4	34	43	29.5	27
12	1/2	10	3/8	SA213017/212117	1/2	1/2	3/8	34	43	31.5	27
12	1/2	12	1/2	SA213017/212321	1/2	5/8	1/2	34	43	34	30
12	1/2	25	1"	SA213017/213333	1/2	1"	1"	41.5	53	46	41
20	3/4	12	1/2	SA213017/262121	3/4	1/2	1/2	42	45.5	39	27
20	3/4	12	1/2	SA213017/262621	3/4	3/4	1/2	41	50	38	36
20	3/4	25	1"	SA213017/262633	3/4	3/4	1"	44.5	50.5	46	36
20	3/4	12	1/2	SA213017/263321	3/4	1"	1/2	43	53	40	41
25	1"	12	1/2	SA213017/333321	1"	1"	1/2	46	53	41.5	41
25	1"	20	3/4	SA213017/333326	1"	1"	3/4	46	52	44.5	41



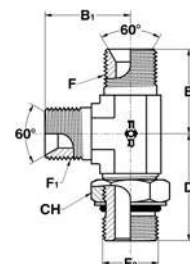
RACCORDI A TENUTA CONICA 60° (BSP)

BRITISH STANDARD PIPE (BSP)
CONNECTORS 60° SEAT

T		T ₁		RIFERIMENTO REFERENCE	F	F ₂	F ₁	B	D	B ₁	CH
MM.	IN.	MM.	IN.								
5	3/16	5	3/16	A213105/1010	1/8	1/8	1/8	22	27	22	14
5	3/16	5	3/16	A213105/1013	1/8	1/4	1/8	24	31.5	24	19
6	1/4	6	1/4	A213105/1313	1/4	1/4	1/4	27	31.5	27	19
6	1/4	6	1/4	A213105/1317	1/4	3/8	1/4	28	37	28	22
10	3/8	10	3/8	A213105/1713	3/8	1/4	3/8	29	35	29	19
10	3/8	10	3/8	A213105/1717	3/8	3/8	3/8	29	37	29	22
10	3/8	10	3/8	A213105/1721	3/8	1/2	3/8	32	43	32	27
12	1/2	12	1/2	A213105/2117	1/2	3/8	1/2	34	40	34	22
12	1/2	12	1/2	A213105/2121	1/2	1/2	1/2	34	43	34	27
12	1/2	12	1/2	A213105/2126	1/2	3/4	1/2	39	50	39	36
16	5/8	16	5/8	A213105/2321	5/8	1/2	5/8	37	43	37	27
20	3/4	20	3/4	A213105/2621	3/4	1/2	3/4	41	46	41	27
20	3/4	20	3/4	A213105/2626	3/4	3/4	3/4	41	50	41	36
20	3/4	20	3/4	A213105/2633	3/4	1"	3/4	43	53	43	41
25	1"	25	1"	A213105/3326	1"	3/4	1"	46	52	46	36
25	1"	25	1"	A213105/3333	1"	1"	1"	46	53	46	41
25	1"	25	1"	A213105/3342	1"	1" 1/4	1"	50	58	50	50
32	1" 1/4	32	1" 1/4	A213105/4242	1" 1/4	1" 1/4	1" 1/4	51	58	51	50
38	1" 1/2	38	1" 1/2	A213105/4848	1" 1/2	1" 1/2	1" 1/2	59	67	59	55

213105

Terminale orientabile a "L"
BSP - GAS cil. (JIS)
con O.R. per sedi JIS 2351
Run (ADJ) tee male
BSP - male JIS
with O.R. JIS 2351 ports
SEDI PAG.31 / PORTS PAG.31



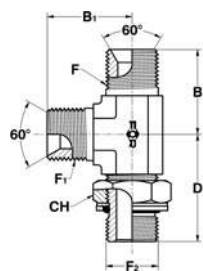
RACCORDI A TENUTA CONICA 60° (BSP)

BRITISH STANDARD PIPE (BSP)
CONNECTORS 60° SEAT

213028

Terminale orientabile a "L"
BSP - Metrico cil.
con O.R. e rondella
per sedi ISO 9974
Run (ADJ) tee male
BSP - male Metric
with O.R. and retaining ring
ISO 9974 ports

SEDI PAG.32 / PORTS PAG.32



T		T ₁		RIFERIMENTO REFERENCE	F	F ₂	F ₁	B	D	B ₁	CH
MM.	IN.	MM.	IN.		GAS CIL.BSPP	METRICO METRIC	GAS CIL.BSPP				
5	3/16	5	3/16	A213028/1010	1/8	10x1	1/8	22	27	22	14
5	3/16	5	3/16	A213028/1012	1/8	12x1,5	1/8	24	31.5	24	17
6	1/4	6	1/4	A213028/1312	1/4	12x1,5	1/4	27	31.5	27	17
6	1/4	6	1/4	A213028/1314	1/4	14x1,5	1/4	27	31.5	27	19
6	1/4	6	1/4	A213028/1316	1/4	16x1,5	1/4	28	37	28	22
10	3/8	10	3/8	A213028/1714	3/8	14x1,5	3/8	29	34	29	19
10	3/8	10	3/8	A213028/1716	3/8	16x1,5	3/8	29	37	29	22
10	3/8	10	3/8	A213028/1718	3/8	18x1,5	3/8	29	38	29	24
12	1/2	12	1/2	A213028/2118	1/2	18x1,5	1/2	34	41	34	24
12	1/2	12	1/2	A213028/2120	1/2	20x1,5	1/2	34	43	34	27
12	1/2	12	1/2	A213028/2122	1/2	22x1,5	1/2	34	43	34	27
16	5/8	16	5/8	A213028/2320	5/8	20x1,5	5/8	36.5	43	36.5	27
16	5/8	16	5/8	A213028/2322	5/8	22x1,5	5/8	37	46	37	27
20	3/4	20	3/4	A213028/2622	3/4	22x1,5	3/4	41	46	41	27
20	3/4	20	3/4	A213028/2626	3/4	26x1,5	3/4	41	50	41	36
20	3/4	20	3/4	A213028/2627	3/4	27x2	3/4	41	50	41	32
25	1"	25	1"	A213028/3327	1"	27x2	1"	46	52	46	32
25	1"	25	1"	A213028/3333	1"	33x2	1"	46	53	46	41
32	1"1/4	32	1"1/4	A213028/4242	1"1/4	42x2	1"1/4	51	58	51	50
38	1"1/2	38	1"1/2	A213028/4848	1"1/2	48x2	1"1/2	59	67	59	55
5	3/16	5	3/16	SA213028/101410	1/8	14x1,5	1/8	27	31.5	27	19
6	1/4	6	1/4	SA213028/131813	1/4	18x1,5	1/4	29.5	39	29.5	24
12	1/2	20	3/4	SA213028/212626	1/2	26x1,5	3/4	38	50	41	36
20	3/4	20	3/4	SA213028/261826	3/4	18x1,5	3/4	41	44.5	41	24



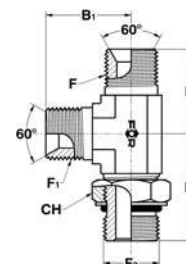
RACCORDI A TENUTA CONICA 60° (BSP)

BRITISH STANDARD PIPE (BSP)
CONNECTORS 60° SEAT

T		T ₁		RIFERIMENTO REFERENCE	F	F ₂	F ₁	B	D	B ₁	CH
MM.	IN.	MM.	IN.								
5	3/16	5	3/16	A213062/1010	1/8	10x1	1/8	22	27	22	14
5	3/16	5	3/16	A213062/1012	1/8	12x1,5	1/8	24	31.5	24	17
6	1/4	6	1/4	A213062/1312	1/4	12x1,5	1/4	27	31.5	27	17
6	1/4	6	1/4	A213062/1314	1/4	14x1,5	1/4	27	31.5	27	19
6	1/4	6	1/4	A213062/1316	1/4	16x1,5	1/4	28	37	28	22
10	3/8	10	3/8	A213062/1714	3/8	14x1,5	3/8	29	34	29	19
10	3/8	10	3/8	A213062/1716	3/8	16x1,5	3/8	29	37	29	22
10	3/8	10	3/8	A213062/1718	3/8	18x1,5	3/8	29	38	29	24
12	1/2	12	1/2	A213062/2118	1/2	18x1,5	1/2	34	41	34	24
12	1/2	12	1/2	A213062/2120	1/2	20x1,5	1/2	34	43	34	27
12	1/2	12	1/2	A213062/2122	1/2	22x1,5	1/2	34	43	34	27
16	5/8	16	5/8	A213062/2322	5/8	22x1,5	5/8	37	46	37	27
20	3/4	20	3/4	A213062/2622	3/4	22x1,5	3/4	41	46	41	27
20	3/4	20	3/4	A213062/2627	3/4	27x2	3/4	41	50	41	32
25	1"	25	1"	A213062/3327	1"	27x2	1"	46	52	46	32
25	1"	25	1"	A213062/3333	1"	33x2	1"	46	53	46	41
32	1" 1/4	32	1" 1/4	A213062/4242	1" 1/4	42x2	1" 1/4	51	58	51	50
38	1" 1/2	38	1" 1/2	A213062/4848	1" 1/2	48x2	1" 1/2	59	67	59	55
5	3/16	5	3/16	SA213062/101410	1/8	14x1,5	1/8	27	31.5	27	19
6	1/4	6	1/4	SA213062/131813	1/4	18x1,5	1/4	29.5	39	29.5	24
20	3/4	20	3/4	SA213062/261826	3/4	18x1,5	3/4	41	44.5	41	24

213062

Terminale orientabile a "L"
BSP - Metrico cil.
con O.R. per sedi ISO 6149
Run (ADJ) tee male
BSP - male Metric
with O.R. ISO 6149 ports
SEDI PAG.30 / PORTS PAG.30

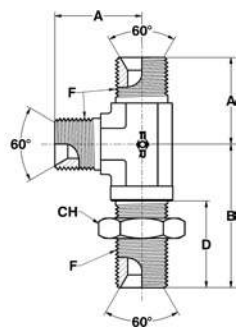


RACCORDI A TENUTA CONICA 60° (BSP)

BRITISH STANDARD PIPE (BSP)
CONNECTORS 60° SEAT

214007

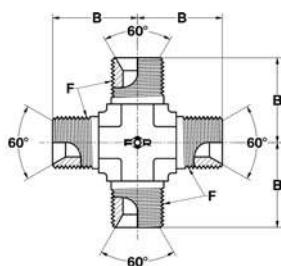
Giunzione a "L" passaparatia
maschi BSP
*Bulkhead run tee
male BSP*



T		RIFERIMENTO REFERENCE	F	A	B	D	CH
MM.	IN.		GAS CIL.BSPP				
5	3/16	A214007/10	1/8	20	41	28	17
6	1/4	A214007/13	1/4	25	45	28	19
10	3/8	A214007/17	3/8	30	52	32	24
12	1/2	A214007/21	1/2	35	58	35	27
16	5/8	A214007/23	5/8	37	58	35	30
20	3/4	A214007/26	3/4	40	65	38	36
25	1"	A214007/33	1"	45	71	41	41
32	1" 1/4	A214007/42	1" 1/4	51	80	44	50
38	1" 1/2	A214007/48	1" 1/2	54	90	46	60
12	1/2	SA214007/212621	1/2	37	65	38	36

215000

Giunzione a croce
maschio BSP
*Union cross
male BSP*



T		RIFERIMENTO REFERENCE	F	B
MM.	IN.		GAS CIL.BSPP	
5	3/16	A215000/10	1/8	22,5
6	1/4	A215000/13	1/4	27
10	3/8	A215000/17	3/8	29
12	1/2	A215000/21	1/2	34
16	5/8	A215000/23	5/8	37
20	3/4	A215000/26	3/4	41
25	1"	A215000/33	1"	46
32	1" 1/4	A215000/42	1" 1/4	51
38	1" 1/2	A215000/48	1" 1/2	59



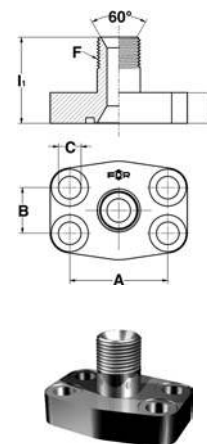
RACCORDI A TENUTA CONICA 60° (BSP)

BRITISH STANDARD PIPE (BSP)
CONNECTORS 60° SEAT

DN T			RIFERIMENTO REFERENCE	F GAS CIL.BSPP	I ₁	A	B	C	I
SIZE.	MM.	IN.							
1/2	10	3/8	A402019/1217	3/8	37	38,10	17,48	9	14
1/2	12	1/2	A402019/1221	1/2	39	38,10	17,48	9	14
1/2	20	3/4	A402019/1226	3/4	42	38,10	17,48	9	14
3/4	12	1/2	A402019/1921	1/2	42	47,63	22,23	11	15
3/4	20	3/4	A402019/1926	3/4	45	47,63	22,23	11	15
3/4	25	1"	A402019/1933	1"	47	47,63	22,23	11	15
1"	20	3/4	A402019/2526	3/4	47	52,37	26,19	11	17
1"	25	1"	A402019/2533	1"	49	52,37	26,19	11	17
1"	32	1"1/4	A402019/2542	1"1/4	49	52,37	26,19	11	17
1"1/4	25	1"	A402019/3233	1"	53	58,72	30,18	11,5	21
1"1/4	32	1"1/4	A402019/3242	1"1/4	53	58,72	30,18	11,5	21
1"1/4	38	1"1/2	A402019/3248	1"1/2	55	58,72	30,18	11,5	21
1"1/2	32	1"1/4	A402019/3842	1"1/4	59	69,85	35,71	13,5	24
1"1/2	38	1"1/2	A402019/3848	1"1/2	61	69,85	35,71	13,5	24
1"	12	1/2	SA402019/2521	1/2	44	52,37	26,19	11	17
1"1/4	20	3/4	SA402019/3226	3/4	52	58,72	30,18	11,5	21
1"1/2	25	1"	SA402019/3833	1"	59	69,85	35,71	13,5	24

402019

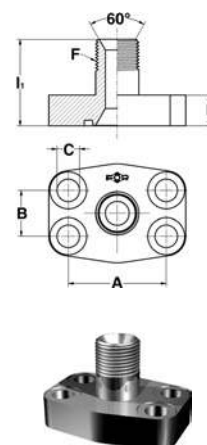
Flangia diritta maschio
BSP - SAE 3000 PSI
Straight male
BSP - SAE 3000 PSI flange
SEDI PAG.40 / PORTS PAG.40



DN T			RIFERIMENTO REFERENCE	F GAS CIL.BSPP	I ₁	A	B	C	I
SIZE.	MM.	IN.							
1/2	10	3/8	A402514/1217	3/8	38	40,49	18,24	9	15
1/2	12	1/2	A402514/1221	1/2	40	40,49	18,24	9	15
1/2	20	3/4	A402514/1226	3/4	43	40,49	18,24	9	15
3/4	12	1/2	A402514/1921	1/2	44	50,80	23,80	11	17
3/4	20	3/4	A402514/1926	3/4	47	50,80	23,80	11	17
3/4	25	1"	A402514/1933	1"	49	50,80	23,80	11	17
1"	20	3/4	A402514/2526	3/4	54	57,15	27,76	13	21
1"	25	1"	A402514/2533	1"	56	57,15	27,76	13	21
1"	32	1"1/4	A402514/2542	1"1/4	56	57,15	27,76	13	21
1"1/4	25	1"	A402514/3233	1"	61	66,68	31,75	15	24
1"1/4	32	1"1/4	A402514/3242	1"1/4	61	66,68	31,75	15	24
1"1/4	38	1"1/2	A402514/3248	1"1/2	63	66,68	31,75	15	24
1"1/2	32	1"1/4	A402514/3842	1"1/4	65	79,38	36,50	17	27
1"1/2	38	1"1/2	A402514/3848	1"1/2	67	79,38	36,50	17	27

402514

Flangia diritta maschio
BSP - SAE 6000 PSI
Straight male
BSP - SAE 6000 PSI flange
SEDI PAG.40 / PORTS PAG.40



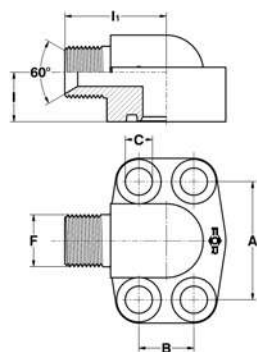
RACCORDI A TENUTA CONICA 60° (BSP)

BRITISH STANDARD PIPE (BSP)
CONNECTORS 60° SEAT

407046

Flangia 90° maschio
BSP - SAE 3000 PSI
90° male
BSP - SAE 3000 PSI flange

SEDI PAG.40 / PORTS PAG.40

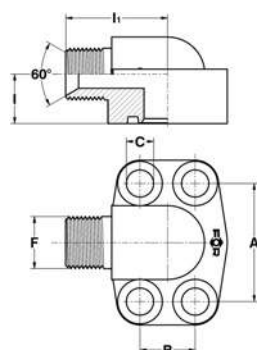


DN T		RIFERIMENTO REFERENCE		F	I ₁	I	A	B	C
SIZE.	MM.	IN.		GAS CIL.BSPP					
1/2	10	3/8	A407046/1217	3/8	37	17	38,10	17,48	9
1/2	12	1/2	A407046/1221	1/2	39	17	38,10	17,48	9
1/2	20	3/4	A407046/1226	3/4	40	20	38,10	17,48	9
3/4	12	1/2	A407046/1921	1/2	41	20	47,63	22,23	11
3/4	20	3/4	A407046/1926	3/4	44	20	47,63	22,23	11
3/4	25	1"	A407046/1933	1"	45	25	47,63	22,23	11
1"	20	3/4	A407046/2526	3/4	47	20	52,37	26,19	11
1"	25	1"	A407046/2533	1"	48	25	52,37	26,19	11
1"	32	1" 1/4	A407046/2542	1" 1/4	49	31	52,37	26,19	11
1" 1/4	25	1"	A407046/3233	1"	54	25	58,72	30,18	11,5
1" 1/4	32	1" 1/4	A407046/3242	1" 1/4	55	31	58,72	30,18	11,5
1" 1/4	38	1" 1/2	A407046/3248	1" 1/2	56	37	58,72	30,18	11,5
1" 1/2	32	1" 1/4	A407046/3842	1" 1/4	59	31	69,85	35,71	13,5
1" 1/2	38	1" 1/2	A407046/3848	1" 1/2	61	37	69,85	35,71	13,5
1" 1/4	20	3/4	SA407046/3226	3/4	52,5	25	58,72	30,18	11,5

407541

Flangia 90° maschio
BSP - SAE 6000 PSI
90° male
BSP - SAE 6000 PSI flange

SEDI PAG.40 / PORTS PAG.40



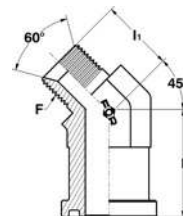
DN T		RIFERIMENTO REFERENCE		F	I ₁	I	A	B	C
SIZE.	MM.	IN.		GAS CIL.BSPP					
1/2	10	3/8	A407541/1217	3/8	37	17	40,49	18,24	9
1/2	12	1/2	A407541/1221	1/2	39	17	40,49	18,24	9
1/2	20	3/4	A407541/1226	3/4	40	20	40,49	18,24	9
3/4	12	1/2	A407541/1921	1/2	45	20	50,80	23,80	11
3/4	20	3/4	A407541/1926	3/4	48	20	50,80	23,80	11
3/4	25	1"	A407541/1933	1"	50	25	50,80	23,80	11
1"	20	3/4	A407541/2526	3/4	52	25	57,15	27,76	13
1"	25	1"	A407541/2533	1"	54	25	57,15	27,76	13
1"	32	1" 1/4	A407541/2542	1" 1/4	55	31	57,15	27,76	13
1" 1/4	25	1"	A407541/3233	1"	59	31	66,68	31,75	15
1" 1/4	32	1" 1/4	A407541/3242	1" 1/4	59	31	66,68	31,75	15
1" 1/4	38	1" 1/2	A407541/3248	1" 1/2	61	37	66,68	31,75	15
1" 1/2	32	1" 1/4	A407541/3842	1" 1/4	64	37	79,38	36,50	17
1" 1/2	38	1" 1/2	A407541/3848	1" 1/2	66	37	79,38	36,50	17


RACCORDI A TENUTA CONICA 60° (BSP)
**BRITISH STANDARD PIPE (BSP)
CONNECTORS 60° SEAT**

DN T			RIFERIMENTO REFERENCE	F	I₁	I	A	B
SIZE.	MM.	IN.						
1/2	10	3/8	A405012/1217	3/8 <small>GAS CIL.BSPP</small>	24	37	38,10	17,48
1/2	12	1/2	A405012/1221	1/2	25	37	38,10	17,48
3/4	12	1/2	A405012/1921	1/2	28	42	47,63	22,23
3/4	20	3/4	A405012/1926	3/4	31	42	47,63	22,23
3/4	25	1"	A405012/1933	1"	33	42	47,63	22,23
1"	20	3/4	A405012/2526	3/4	34	42	52,37	26,19
1"	25	1"	A405012/2533	1"	36	42	52,37	26,19
1"	32	1" 1/4	A405012/2542	1" 1/4	36	42	52,37	26,19
1" 1/4	25	1"	A405012/3233	1"	36	42	58,72	30,18
1" 1/4	32	1" 1/4	A405012/3242	1" 1/4	36	42	58,72	30,18
1" 1/2	32	1" 1/4	A405012/3842	1" 1/4	39	50	69,85	35,71
1" 1/2	38	1" 1/2	A405012/3848	1" 1/2	41	50	69,85	35,71
1" 1/2	25	1"	SA405012/3833	1"	39,5	63	69,85	35,71

405012

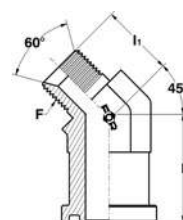
Flangia 45° orientabile
maschio BSP - SAE 3000 PSI
45° (ADJ) male
BSP - SAE 3000 PSI flange
SEDI PAG.40 / PORTS PAG.40



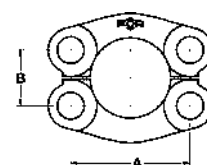
DN T			RIFERIMENTO REFERENCE	F	I₁	I	A	B
SIZE.	MM.	IN.						
1/2	10	3/8	A405517/1217	3/8 <small>GAS CIL.BSPP</small>	24	38	40,49	18,24
1/2	12	1/2	A405517/1221	1/2	25	38	40,49	18,24
3/4	12	1/2	A405517/1921	1/2	29	42	50,80	23,80
3/4	20	3/4	A405517/1926	3/4	32	42	50,80	23,80
3/4	25	1"	A405517/1933	1"	34	42	50,80	23,80
1"	20	3/4	A405517/2526	3/4	35	53	57,15	27,76
1"	25	1"	A405517/2533	1"	37	53	57,15	27,76
1"	32	1" 1/4	A405517/2542	1" 1/4	37	60	57,15	27,76
1" 1/4	25	1"	A405517/3233	1"	38	60	66,68	31,75
1" 1/4	32	1" 1/4	A405517/3242	1" 1/4	38	60	66,68	31,75
1" 1/2	32	1" 1/4	A405517/3842	1" 1/4	39	70	79,38	36,50
1" 1/2	38	1" 1/2	A405517/3848	1" 1/2	41	70	79,38	36,50
1" 1/4	38	1" 1/2	SA405517/3248	1" 1/2	44	70	66,68	31,75

405517

Flangia 45° orientabile
maschio BSP - SAE 6000 PSI
45° (ADJ) male
BSP - SAE 6000 PSI flange
SEDI PAG.40 / PORTS PAG.40



SEMIFLANGE
(RIF. PER ORDINE PAG. 431)
SPLIT FLANGES
(REF. OF ORDER PAG. 431)



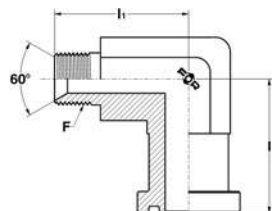
RACCORDI A TENUTA CONICA 60° (BSP)

BRITISH STANDARD PIPE (BSP)
CONNECTORS 60° SEAT

407013

Flangia 90° orientabile
maschio BSP - SAE 3000 PSI
90° (ADJ) male
BSP - SAE 3000 PSI flange

SEDI PAG.40 / PORTS PAG.40

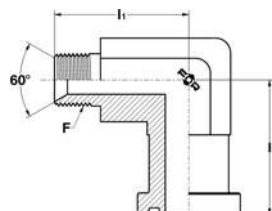


DN T			RIFERIMENTO REFERENCE	F GAS CIL.BSPP	I ₁	I	A	B
SIZE.	MM.	IN.						
1/2	10	3/8	A407013/1217	3/8	46	42	38,10	17.48
1/2	12	1/2	A407013/1221	1/2	48	42	38,10	17.48
3/4	12	1/2	A407013/1921	1/2	54	52	47.63	22.23
3/4	20	3/4	A407013/1926	3/4	57	52	47.63	22.23
3/4	25	1"	A407013/1933	1"	59	52	47.63	22.23
1"	20	3/4	A407013/2526	3/4	59	54	52.37	26.19
1"	25	1"	A407013/2533	1"	61	54	52.37	26.19
1"	32	1" 1/4	A407013/2542	1" 1/4	61	54	52.37	26.19
1" 1/4	25	1"	A407013/3233	1"	65	54	58.72	30.18
1" 1/4	32	1" 1/4	A407013/3242	1" 1/4	65	54	58.72	30.18
1" 1/2	32	1" 1/4	A407013/3842	1" 1/4	72	61	69.85	35.71
1" 1/2	38	1" 1/2	A407013/3848	1" 1/2	75	61	69.85	35.71
1" 1/2	25	1"	SA407013/3833	1"	72.5	76	69.85	35.71

407518

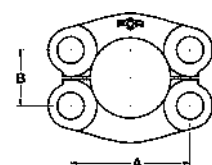
Flangia 90° orientabile
maschio BSP - SAE 6000 PSI
90° (ADJ) male
BSP - SAE 6000 PSI flange

SEDI PAG.40 / PORTS PAG.40



DN T			RIFERIMENTO REFERENCE	F GAS CIL.BSPP	I ₁	I	A	B
SIZE.	MM.	IN.						
1/2	10	3/8	A407518/1217	3/8	47	43	40.49	18.24
1/2	12	1/2	A407518/1221	1/2	49	43	40.49	18.24
3/4	12	1/2	A407518/1921	1/2	54	54	50.80	23.80
3/4	20	3/4	A407518/1926	3/4	57	54	50.80	23.80
3/4	25	1"	A407518/1933	1"	59	54	50.80	23.80
1"	20	3/4	A407518/2526	3/4	63	65	57.15	27.76
1"	25	1"	A407518/2533	1"	65	65	57.15	27.76
1"	32	1" 1/4	A407518/2542	1" 1/4	72	70	57.15	27.76
1" 1/4	25	1"	A407518/3233	1"	71	70	66.68	31.75
1" 1/4	32	1" 1/4	A407518/3242	1" 1/4	72	70	66.68	31.75
1" 1/2	32	1" 1/4	A407518/3842	1" 1/4	82	80	79.38	36.50
1" 1/2	38	1" 1/2	A407518/3848	1" 1/2	84	80	79.38	36.50
1" 1/4	20	3/4	SA407518/3226	3/4	70	70	66.68	31.75
1" 1/4	38	1" 1/2	SA407518/3248	1" 1/2	81	80	66.68	31.75

SEMIFLANGE
(RIF. PER ORDINE PAG. 431)
SPLIT FLANGES
(REF. OF ORDER PAG. 431)





RACCORDI A TENUTA CONICA 60° (BSP)

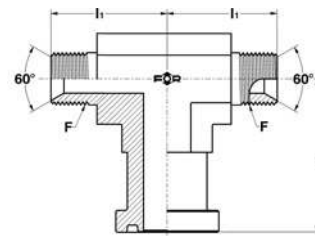
BRITISH STANDARD PIPE (BSP)
CONNECTORS 60° SEAT

DN T			RIFERIMENTO REFERENCE	F	I ₁	I	A	B
SIZE.	MM.	IN.						
1/2	10	3/8	A411017/1217	3/8 GAS CIL.BSPP	46	42	38,10	17,48
1/2	12	1/2	A411017/1221	1/2	48	42	38,10	17,48
3/4	12	1/2	A411017/1921	1/2	54	52	47,63	22,23
3/4	20	3/4	A411017/1926	3/4	57	52	47,63	22,23
3/4	25	1"	A411017/1933	1"	59	52	47,63	22,23
1"	20	3/4	A411017/2526	3/4	59	54	52,37	26,19
1"	25	1"	A411017/2533	1"	61	54	52,37	26,19
1"	32	1" 1/4	A411017/2542	1" 1/4	61	54	52,37	26,19
1" 1/4	25	1"	A411017/3233	1"	65	54	58,72	30,18
1" 1/4	32	1" 1/4	A411017/3242	1" 1/4	65	54	58,72	30,18
1" 1/2	32	1" 1/4	A411017/3842	1" 1/4	72	61	69,85	35,71
1" 1/2	38	1" 1/2	A411017/3848	1" 1/2	75	61	69,85	35,71
1"	20	3/4	SA411017/263325	3/4	59	63	52,37	26,19

411017

Flangia a "T" orientabile
maschi BSP - SAE 3000 PSI
Branch (ADJ) tee male
BSP - SAE 3000 PSI flange

SEDI PAG.40 / PORTS PAG.40

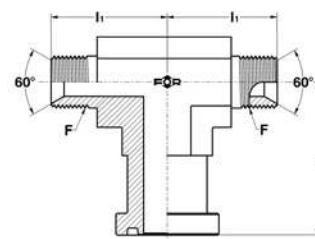


DN T			RIFERIMENTO REFERENCE	F	I ₁	I	A	B
SIZE.	MM.	IN.						
1/2	10	3/8	A411512/1217	3/8 GAS CIL.BSPP	47	43	40,49	18,24
1/2	12	1/2	A411512/1221	1/2	49	43	40,49	18,24
3/4	12	1/2	A411512/1921	1/2	54	54	50,80	23,80
3/4	20	3/4	A411512/1926	3/4	57	54	50,80	23,80
3/4	25	1"	A411512/1933	1"	59	54	50,80	23,80
1"	20	3/4	A411512/2526	3/4	63	65	57,15	27,76
1"	25	1"	A411512/2533	1"	65	65	57,15	27,76
1"	32	1" 1/4	A411512/2542	1" 1/4	72	70	57,15	27,76
1" 1/4	25	1"	A411512/3233	1"	71	70	66,68	31,75
1" 1/4	32	1" 1/4	A411512/3242	1" 1/4	72	70	66,68	31,75
1" 1/2	32	1" 1/4	A411512/3842	1" 1/4	82	80	79,38	36,50
1" 1/2	38	1" 1/2	A411512/3848	1" 1/2	84	80	79,38	36,50

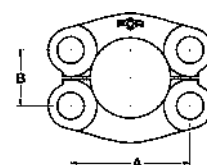
411512

Flangia a "T" orientabile
maschi BSP - SAE 6000 PSI
Branch (ADJ) tee male
BSP - SAE 6000 PSI flange

SEDI PAG.40 / PORTS PAG.40



SEMIFLANGE
(RIF. PER ORDINE PAG. 431)
SPLIT FLANGES
(REF. OF ORDER PAG. 431)



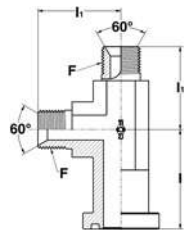
RACCORDI A TENUTA CONICA 60° (BSP)

BRITISH STANDARD PIPE (BSP)
CONNECTORS 60° SEAT

413019

Flangia a "L" orientabile
maschi BSP - SAE 3000 PSI
Run (ADJ) tee male
BSP - SAE 3000 PSI flange

SEDI PAG.40 / PORTS PAG.40

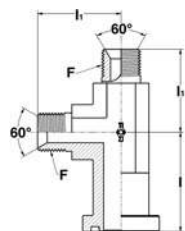


DN T			RIFERIMENTO REFERENCE	F GAS CIL.BSPP	I ₁	I	A	B
SIZE.	MM.	IN.						
1/2	10	3/8	A413019/1217	3/8	46	42	38,10	17,48
1/2	12	1/2	A413019/1221	1/2	48	42	38,10	17,48
3/4	12	1/2	A413019/1921	1/2	54	52	47,63	22,23
3/4	20	3/4	A413019/1926	3/4	57	52	47,63	22,23
3/4	25	1"	A413019/1933	1"	59	52	47,63	22,23
1"	20	3/4	A413019/2526	3/4	59	54	52,37	26,19
1"	25	1"	A413019/2533	1"	61	54	52,37	26,19
1"	32	1" 1/4	A413019/2542	1" 1/4	61	54	52,37	26,19
1" 1/4	25	1"	A413019/3233	1"	65	54	58,72	30,18
1" 1/4	32	1" 1/4	A413019/3242	1" 1/4	65	54	58,72	30,18
1" 1/2	32	1" 1/4	A413019/3842	1" 1/4	72	61	69,85	35,71
1" 1/2	38	1" 1/2	A413019/3848	1" 1/2	75	61	69,85	35,71
1" 1/4	25	1"	SA413019/333226	1"	61	60	58,72	30,18

413514

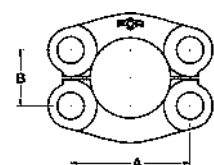
Flangia a "L" orientabile
maschi BSP - SAE 6000 PSI
Run (ADJ) tee male
BSP - SAE 6000 PSI flange

SEDI PAG.40 / PORTS PAG.40



DN T			RIFERIMENTO REFERENCE	F GAS CIL.BSPP	I ₁	I	A	B
SIZE.	MM.	IN.						
1/2	10	3/8	A413514/1217	3/8	47	43	40,49	18,24
1/2	12	1/2	A413514/1221	1/2	49	43	40,49	18,24
3/4	12	1/2	A413514/1921	1/2	54	54	50,80	23,80
3/4	20	3/4	A413514/1926	3/4	57	54	50,80	23,80
3/4	25	1"	A413514/1933	1"	59	54	50,80	23,80
1"	20	3/4	A413514/2526	3/4	63	65	57,15	27,76
1"	25	1"	A413514/2533	1"	65	65	57,15	27,76
1"	32	1" 1/4	A413514/2542	1" 1/4	72	70	57,15	27,76
1" 1/4	25	1"	A413514/3233	1"	71	70	66,68	31,75
1" 1/4	32	1" 1/4	A413514/3242	1" 1/4	72	70	66,68	31,75
1" 1/2	32	1" 1/4	A413514/3842	1" 1/4	82	80	79,38	36,50
1" 1/2	38	1" 1/2	A413514/3848	1" 1/2	84	80	79,38	36,50

SEMIFLANGE
(RIF. PER ORDINE PAG. 431)
SPLIT FLANGES
(REF. OF ORDER PAG. 431)





RACCORDI A TENUTA CONICA 60° (BSP)

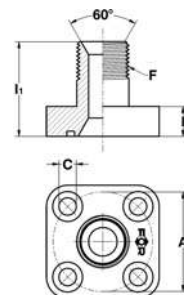
BRITISH STANDARD PIPE (BSP)
CONNECTORS 60° SEAT

402141

DN T			RIFERIMENTO REFERENCE	F GAS CIL.BSPP	I ₁	A	C	I
SIZE.	MM.	IN.						
10	10	3/8	A402141/1017	3/8	30	26	5,5	7
12	10	3/8	A402141/1217	3/8	35	30	7	9
12	12	1/2	A402141/1221	1/2	35	30	7	9
15	10	3/8	A402141/1517	3/8	34	35	7	10
15	12	1/2	A402141/1521	1/2	36	35	7	10
20	12	1/2	A402141/2021	1/2	38	40	7	12
20	20	3/4	A402141/2026	3/4	41	40	7	12
26	20	3/4	A402141/2626	3/4	48	55	9	16
26	25	1"	A402141/2633	1"	50	55	9	16
26	32	1"1/4	A402141/2642	1"1/4	51	55	9	16
31	25	1"	A402141/3133	1"	52	61	11	18
31	32	1"1/4	A402141/3142	1"1/4	52	61	11	18
32	25	1"	A402141/3233	1"	54	62	11	18
32	32	1"1/4	A402141/3242	1"1/4	54	62	11	18
15	20	3/4	SA402141/1526	3/4	41	35	7	10

Flangia diritta maschio
BSP - interasse metrico
4 fori per viti standard
*Straight male
BSP - 4 bolts metric
flange std. screw*

SEDI PAG.42 / PORTS PAG.42

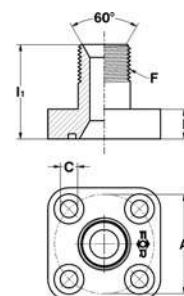


402142

DN T			RIFERIMENTO REFERENCE	F GAS CIL.BSPP	I ₁	A	C	I
SIZE.	MM.	IN.						
12	10	3/8	A402142/1217	3/8	35	30	8,5	9
15	10	3/8	A402142/1517	3/8	34	35	8,5	10
15	12	1/2	A402142/1521	1/2	36	35	8,5	10
20	12	1/2	A402142/2021	1/2	38	40	8,5	12
20	20	3/4	A402142/2026	3/4	41	40	8,5	12
25	20	3/4	A402142/2526	3/4	48	51	11	16
25	25	1"	A402142/2533	1"	50	51	11	16
32	25	1"	A402142/3233	1"	54	62	13	18
32	32	1"1/4	A402142/3242	1"1/4	54	62	13	18
40	32	1"1/4	A402142/4042	1"1/4	57	72,5	13	21
40	38	1"1/2	A402142/4048	1"1/2	59	72,5	13	21

Flangia diritta maschio
BSP - interasse metrico
4 fori per viti maggiorate
*Straight male
BSP - 4 bolts metric
flange heavy screw*

SEDI PAG.42 / PORTS PAG.42



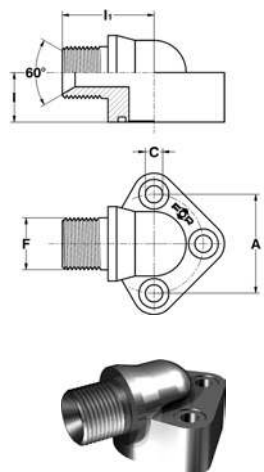
RACCORDI A TENUTA CONICA 60° (BSP)

BRITISH STANDARD PIPE (BSP)
CONNECTORS 60° SEAT

407134

Flangia 90° maschio
BSP - interasse metrico
3 fori per viti standard
90° male
BSP - 3 bolts metric
flange std. screw

SEDI PAG.42 / PORTS PAG.42

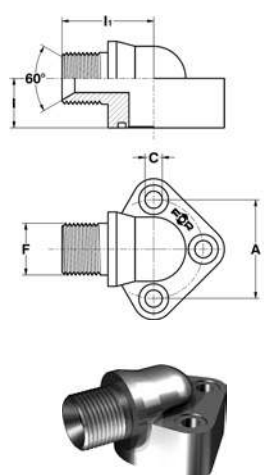


DN T			RIFERIMENTO REFERENCE	F GAS CIL.BSP	I ₁	I	A	C
SIZE.	MM.	IN.						
10	10	3/8	A407134/1017	3/8	28	13.5	26	5,5
12	10	3/8	A407134/1217	3/8	30	17	30	7
12	12	1/2	A407134/1221	1/2	32	17	30	7
15	10	3/8	A407134/1517	3/8	32	17	35	7
15	12	1/2	A407134/1521	1/2	34	17	35	7
20	12	1/2	A407134/2021	1/2	36	20	40	7
20	20	3/4	A407134/2026	3/4	38	20	40	7
20	25	1"	A407134/2033	1"	40	25	40	7
26	20	3/4	A407134/2626	3/4	43	25	55	9
26	25	1"	A407134/2633	1"	45	25	55	9
26	32	1" 1/4	A407134/2642	1" 1/4	46	31	55	9
31	25	1"	A407134/3133	1"	50	31	61	11
31	32	1" 1/4	A407134/3142	1" 1/4	50	31	61	11
31	38	1" 1/2	A407134/3148	1" 1/2	52	37	61	11
32	25	1"	A407134/3233	1"	50	31	62	11
32	32	1" 1/4	A407134/3242	1" 1/4	50	31	62	11
32	38	1" 1/2	A407134/3248	1" 1/2	52	37	62	11

407135

Flangia 90° maschio
BSP - interasse metrico
3 fori per viti maggiorate
90° male
BSP - 3 bolts metric
flange heavy screw

SEDI PAG.42 / PORTS PAG.42



DN T			RIFERIMENTO REFERENCE	F GAS CIL.BSP	I ₁	I	A	C
SIZE.	MM.	IN.						
12	10	3/8	A407135/1217	3/8	30	17	30	8,5
12	12	1/2	A407135/1221	1/2	32	17	30	8,5
15	10	3/8	A407135/1517	3/8	32	17	35	8,5
15	12	1/2	A407135/1521	1/2	34	17	35	8,5
20	12	1/2	A407135/2021	1/2	36	20	40	8,5
20	20	3/4	A407135/2026	3/4	38	20	40	8,5
20	25	1"	A407135/2033	1"	40	25	40	8,5
25	20	3/4	A407135/2526	3/4	43	25	51	11
25	25	1"	A407135/2533	1"	45	25	51	11
25	32	1" 1/4	A407135/2542	1" 1/4	46	31	51	11
32	25	1"	A407135/3233	1"	50	31	62	13
32	32	1" 1/4	A407135/3242	1" 1/4	50	31	62	13
32	38	1" 1/2	A407135/3248	1" 1/2	52	37	62	13
40	38	1" 1/2	A407135/4048	1" 1/2	55	37	72,5	13



RACCORDI A TENUTA CONICA 60° (BSP)

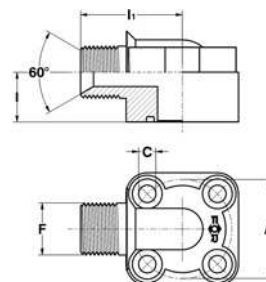
BRITISH STANDARD PIPE (BSP)
CONNECTORS 60° SEAT

DN T			RIFERIMENTO REFERENCE	F GAS CIL.BSPP	I ₁	I	A	C
SIZE.	MM.	IN.						
10	10	3/8	A407178/1017	3/8	32	13,5	26	5,5
12	10	3/8	A407178/1217	3/8	34	17	30	7
12	12	1/2	A407178/1221	1/2	36	17	30	7
15	10	3/8	A407178/1517	3/8	36	17	35	7
15	12	1/2	A407178/1521	1/2	39	17	35	7
20	12	1/2	A407178/2021	1/2	39	20	40	7
20	20	3/4	A407178/2026	3/4	42	20	40	7
26	20	3/4	A407178/2626	3/4	50	25	55	9
26	25	1"	A407178/2633	1"	52	25	55	9
26	32	1" 1/4	A407178/2642	1" 1/4	53	31	55	9
31	25	1"	A407178/3133	1"	57	31	61	11
31	32	1" 1/4	A407178/3142	1" 1/4	57	31	61	11
32	25	1"	A407178/3233	1"	57	31	62	11
32	32	1" 1/4	A407178/3242	1" 1/4	57	31	62	11

407178

Flangia 90° maschio
BSP - interasse metrico
4 fori per viti standard
90° male
BSP - 4 bolts metric
flange std. screw

SEDI PAG.42 / PORTS PAG.42

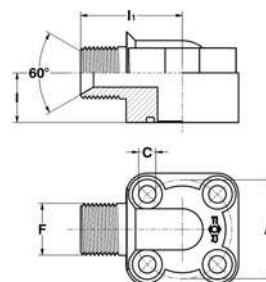


DN T			RIFERIMENTO REFERENCE	F GAS CIL.BSPP	I ₁	I	A	C
SIZE.	MM.	IN.						
12	10	3/8	A407179/1217	3/8	34	17	30	8,5
15	10	3/8	A407179/1517	3/8	36	17	35	8,5
15	12	1/2	A407179/1521	1/2	39	17	35	8,5
20	12	1/2	A407179/2021	1/2	39	20	40	8,5
20	20	3/4	A407179/2026	3/4	42	20	40	8,5
25	20	3/4	A407179/2526	3/4	50	25	51	11
25	25	1"	A407179/2533	1"	52	25	51	11
32	25	1"	A407179/3233	1"	57	31	62	13
32	32	1" 1/4	A407179/3242	1" 1/4	57	31	62	13
40	32	1" 1/4	A407179/4042	1" 1/4	63	37	72,5	13
40	38	1" 1/2	A407179/4048	1" 1/2	65	37	72,5	13

407179

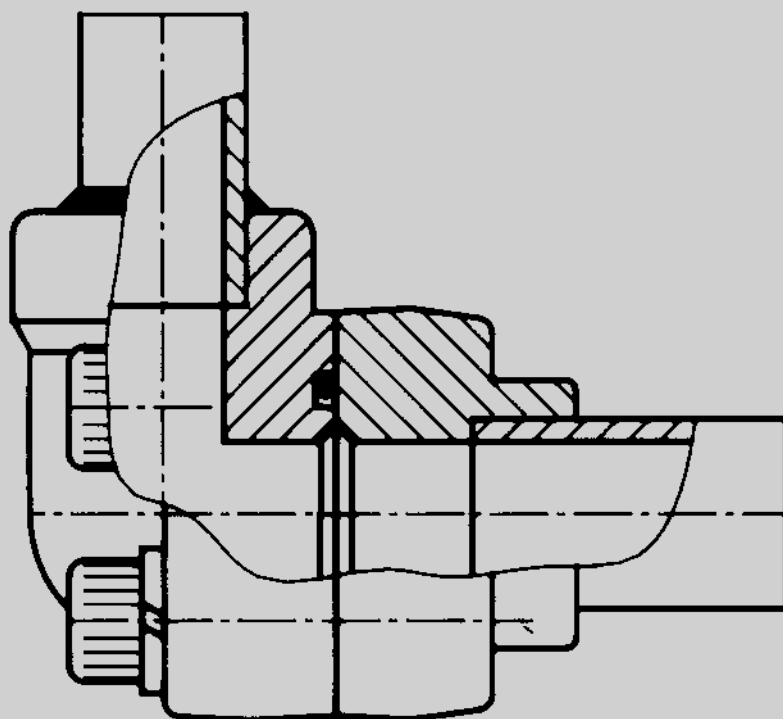
Flangia 90° maschio
BSP - interasse metrico
4 fori per viti maggiorate
90° male
BSP - 4 bolts metric
flange heavy screw

SEDI PAG.42 / PORTS PAG.42



5° PARTE / PART 5

FLANGE
FLANGES

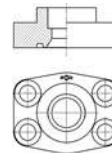


INDICE FIGURATIVO

VISUAL INDEX

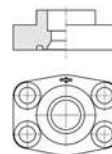
415 402031

Flangia diritta SAE 3000 PSI
con sede a saldare
Braze or weld-on
SAE 3000 PSI flange



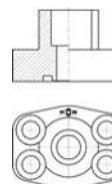
415 402536

Flangia diritta SAE 6000 PSI
con sede a saldare
Braze or weld-on
SAE 6000 PSI flange



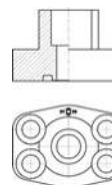
416 402295

Flangia diritta SAE 3000 PSI
con tasca a saldare x tubo in pollici
Straight SAE flange 3000 Psi
with braze on housing for inch tubes



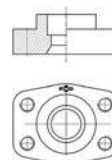
416 402790

Flangia diritta SAE 6000 PSI
con tasca a saldare x tubo in pollici
Straight SAE flange 6000 Psi
with braze on housing for inch tubes



417 402042

Controflangia diritta
SAE 3000 PSI con sede a saldare
per viti metriche
Braze or weld-on counterpad
SAE 3000 PSI flange metric thread

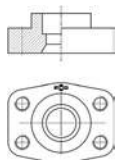




INDICE FIGURATIVO VISUAL INDEX

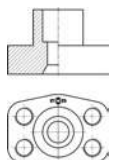
417 402547

Controflangia diritta
SAE 6000 PSI con sede a saldare
per viti metriche
*Braze or weld-on counterpad
SAE 6000 PSI flange metric thread*



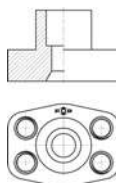
418 402305

Controflangia diritta SAE 3000 PSI
con tasca a saldare x tubo in pollici
*Counter flange SAE 3000 Psi
with braze on housing
for inch tubes*



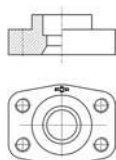
418 402800

Controflangia diritta SAE 6000 PSI
con tasca a saldare x tubo in pollici
*Counter flange SAE 6000 Psi
with braze on housing
for inch tubes*



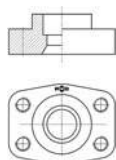
419 402043

Controflangia diritta
SAE 3000 PSI con sede a saldare
per viti UNC
*Braze or weld-on counterpad
SAE 3000 PSI flange UNC thread*



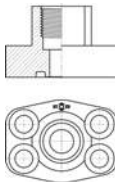
419 402548

Controflangia diritta
SAE 6000 PSI con sede a saldare
per viti UNC
*Braze or weld-on counterpad
SAE 6000 PSI flange UNC thread*



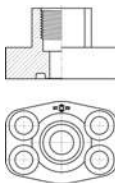
420 402240

Flangia diritta SAE 3000 PSI
con flt.femmina BSP
*Straight SAE flange 3000 Psi
with BSPP female port*



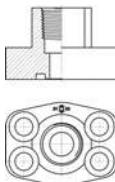
420 402745

Flangia diritta SAE 6000 PSI
con flt.femmina BSP
*Straight SAE flange 6000 Psi
with BSPP female port*



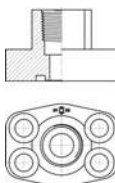
421 402251

Flangia diritta SAE 3000 PSI
con flt.femmina NPTF
*Straight SAE flange 3000 Psi
with NPTF female port*



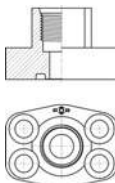
421 402756

Flangia diritta SAE 6000 PSI
con flt.femmina NPTF
*Straight SAE flange 6000 Psi
with NPTF female port*



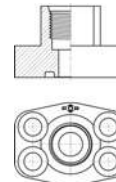
422 402262

Flangia diritta SAE 3000 PSI
con flt.femmina Metrico ISO 6149
*Straight SAE flange 3000 Psi
with Metric port ISO 6149*



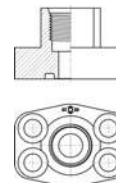
422 402767

Flangia diritta SAE 6000 PSI
con flt.femmina Metrico ISO 6149
*Straight SAE flange 6000 Psi
with Metric port ISO 6149*



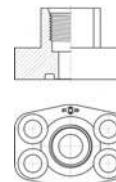
423 402273

Flangia diritta SAE 3000 PSI
con flt.femmina Unf-Un
*Straight SAE flange 3000 Psi
with female UNF-UN port*



423 402778

Flangia diritta SAE 6000 PSI
con flt.femmina UNF-UN
*Straight SAE flange 6000 Psi
with female UNF-UN port*



424 402284

Flangia SAE 3000 PSI
con attacco per presa di pressione
Metrico o BSP
*Straight SAE flange 3000 Psi
with pressure test port
Metric or BSP*



424 402789

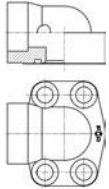
Flangia SAE 6000 PSI
con attacco per presa di pressione
Metrico o BSP
*Straight SAE flange 6000 Psi
with pressure test port
Metric or BSP*



INDICE FIGURATIVO
VISUAL INDEX

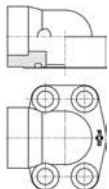
425 407068

Flangia 90° SAE 3000 PSI
con sede a saldare
90° Braze or weld-on
SAE 3000 PSI flange



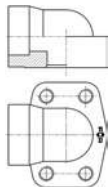
425 407563

Flangia 90° SAE 6000 PSI
con sede a saldare
90° Braze or weld-on
SAE 6000 PSI flange



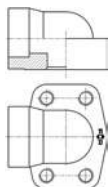
426 407079

Controflangia 90° SAE 3000 PSI con
sede a saldare per viti metriche
90° Braze or weld-on counterpad
SAE 3000 PSI flange metric thread



426 407574

Controflangia 90° SAE 6000 PSI con
sede a saldare per viti metriche
90° Braze or weld-on counterpad
SAE 6000 PSI flange metric thread

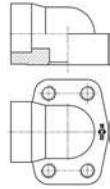


427 407082

Controflangia 90°
SAE 3000 PSI con sede a saldare
per viti UNC
90° Braze or weld-on counterpad
SAE 3000 PSI flange UNC thread

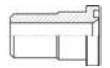
427 407575

Controflangia 90° SAE 6000 PSI
con sede a saldare per viti UNC
90° Braze or weld-on counterpad
SAE 6000 PSI flange UNC thread



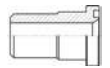
428 402316

Anello SAE 3000 PSI
a saldare TIG
SAE Flange 3000 Psi
with TIG welding end



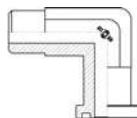
428 402811

Anello SAE 6000 PSI
a saldare TIG
SAE Flange 6000 Psi
with TIG welding end



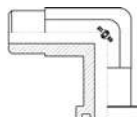
429 407321

Flangia 90° SAE 3000 PSI
con estr.saldare TIG
90° SAE Flange 3000 Psi
with TIG welding end



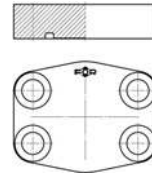
429 407826

Flangia 90° SAE 6000 PSI
con estr.saldare TIG
90° SAE Flange 6000 Psi
with TIG welding end



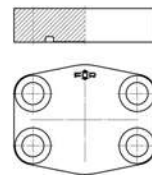
430 401029

Flangia di chiusura
SAE 3000 PSI
Ports closing
SAE 3000 PSI flange



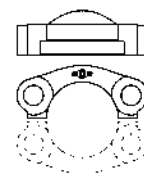
430 401524

Flangia di chiusura
SAE 6000 PSI
Ports closing
SAE 6000 PSI flange



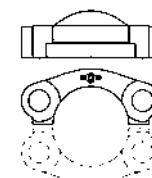
431 401007

Semiflangia
SAE 3000 PSI
SAE 3000 PSI split flange



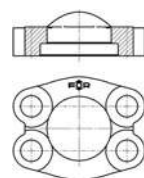
431 401502

Semiflangia
SAE 6000 PSI
SAE 6000 PSI split flange



432 401018

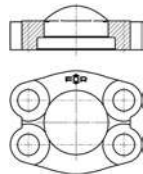
Flangia
SAE 3000 PSI
SAE 3000 PSI flange





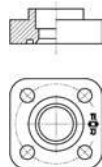
432 401513

Flangia
SAE 6000 PSI
SAE 6000 PSI flange



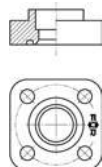
433 402163

Flangia diritta interasse metrico
4 fori per viti standard
con sede a saldare
Braze or weld-on
4 bolts metric flange std. screw



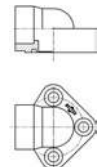
433 402164

Flangia diritta interasse metrico
4 fori per viti maggiorate
con sede a saldare
Braze or weld-on
4 bolts metric flange heavy screw



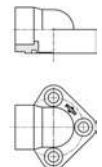
434 407156

Flangia 90° interasse metrico
3 fori per viti standard
con sede a saldare
90° Braze or weld-on
3 bolts metric flange std. screw



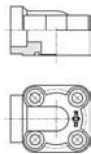
435 407157

Flangia 90° interasse metrico
3 fori per viti maggiorate
con sede a saldare
90° Braze or weld-on
3 bolts metric flange heavy screw



436 407190

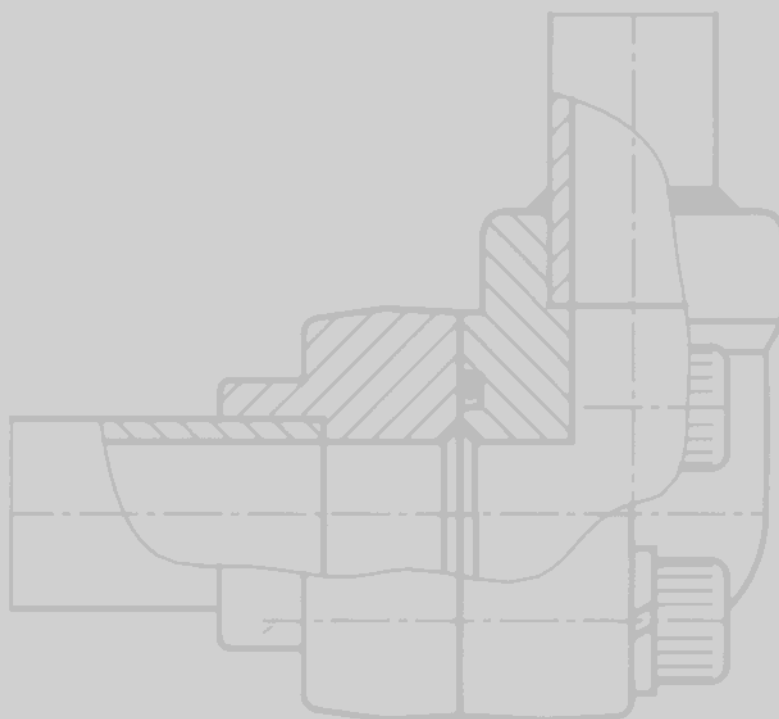
Flangia 90° interasse metrico
4 fori per viti standard
con sede a saldare
90° Braze or weld-on
4 bolts metric flange std. screw



437 407191

Flangia 90° interasse metrico
4 fori per viti maggiorate
con sede a saldare
90° Braze or weld-on
4 bolts metric flange heavy screw



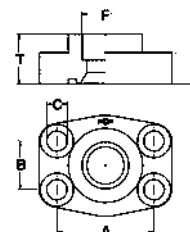




402031

Flangia diritta SAE 3000 PSI
con sede a saldare
Braze or weld-on
SAE 3000 PSI flange

SEDI PAG.40 / PORTS PAG.40

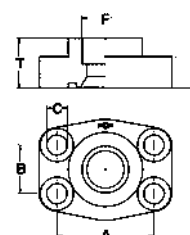


DN	RIFERIMENTO REFERENCE	F	T	A	B	C	I
SIZE							
1/2	A402031/1216	16	23	38,10	17,48	9	14
1/2	A402031/1218	18	23	38,10	17,48	9	14
1/2	A402031/1220	20	23	38,10	17,48	9	14
3/4	A402031/1920	20	25	47,63	22,23	11	15
3/4	A402031/1922	22	25	47,63	22,23	11	15
3/4	A402031/1925	25	25	47,63	22,23	11	15
3/4	A402031/1927	27	25	47,63	22,23	11	15
1"	A402031/2525	25	28	52,37	26,19	11	17
1"	A402031/2527	27	28	52,37	26,19	11	17
1"	A402031/2530	30	28	52,37	26,19	11	17
1"	A402031/2532	32	28	52,37	26,19	11	17
1" 1/4	A402031/3232	32	33	58,72	30,18	11,5	21
1" 1/4	A402031/3235	35	33	58,72	30,18	11,5	21
1" 1/4	A402031/3238	38	33	58,72	30,18	11,5	21
1" 1/2	A402031/3842	42	38	69,85	35,71	13,5	24
1" 1/2	A402031/3848	48	38	69,85	35,71	13,5	24
1" 1/4	SA402031/3230	30	33	58,72	30,18	21	32
1" 1/4	SA402031/3240	40	33	58,72	30,18	21	32
1" 1/4	SA402031/3242	42	33	58,72	30,18	21	32
1" 1/4	SA402031/3243	43	33	58,72	30,18	21	32
1" 1/2	SA402031/3838	38	38	69,85	35,71	13,5	24
1" 1/2	SA402031/3850	50	38	69,85	35,71	13,5	24

402536

Flangia diritta SAE 6000 PSI
con sede a saldare
Braze or weld-on
SAE 6000 PSI flange

SEDI PAG.40 / PORTS PAG.40



DN	RIFERIMENTO REFERENCE	F	T	A	B	C	I
SIZE							
1/2	A402536/1216	16	23	40,49	18,24	9	15
1/2	A402536/1218	18	23	40,49	18,24	9	15
1/2	A402536/1220	20	23	40,49	18,24	9	15
3/4	A402536/1920	20	27	50,80	23,80	11	17
3/4	A402536/1922	22	27	50,80	23,80	11	17
3/4	A402536/1925	25	27	50,80	23,80	11	17
3/4	A402536/1927	27	27	50,80	23,80	11	17
1"	A402536/2525	25	32	57,15	27,76	13	21
1"	A402536/2527	27	32	57,15	27,76	13	21
1"	A402536/2530	30	32	57,15	27,76	13	21
1"	A402536/2532	32	32	57,15	27,76	13	21
1" 1/4	A402536/3232	32	37	66,68	31,75	15	24
1" 1/4	A402536/3235	35	37	66,68	31,75	15	24
1" 1/4	A402536/3238	38	37	66,68	31,75	15	24
1" 1/2	A402536/3842	42	38	79,38	36,50	17	27
1" 1/2	A402536/3845	45	38	79,38	36,50	17	27
1" 1/2	A402536/3848	48	38	79,38	36,50	17	27
1" 1/2	A402536/3850	50	38	79,38	36,50	17	27
3/4	SA402536/1930	30	27	50,80	23,80	17	27
1" 1/4	SA402536/3230	30	37	66,68	31,75	24	37

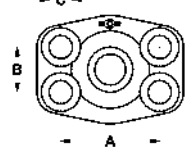
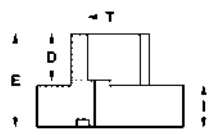
FLANGE

FLANGES

402295

Flangia diritta SAE 3000 PSI con tasca a saldare x tubo in pollici
Straight SAE flange 3000 Psi with braze on housing for inch tubes

SEDI PAG.40 / PORTS PAG.40

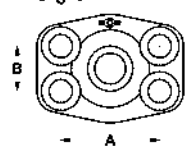
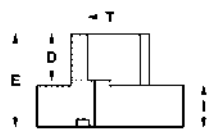


DN	RIFERIMENTO REFERENCE	T	E	A	B	C	D	I
SIZE								
1/2	A402295/1217	17,5	36	38,10	17,48	9	18	16
1/2	A402295/1221	21,6	36	38,10	17,48	9	18	16
3/4	A402295/1927	27,2	36	47,63	22,23	11	18	18
1"	A402295/2534	34,1	38	52,37	26,19	11	18	18
1" 1/4	A402295/3242	42,8	41	58,72	30,18	11,5	20	21
1" 1/2	A402295/3848	48,6	44	69,85	35,71	13,5	22	25
2"	A402295/5161	61,0	45	77,77	42,88	13,5	24	25
2" 1/2	A402295/6376	76,6	50	88,90	50,80	13,5	28	25
3"	A402295/7690	90,5	50	106,40	61,93	17	28	27

402790

Flangia diritta SAE 6000 PSI con tasca a saldare x tubo in pollici
Straight SAE flange 6000 Psi with braze on housing for inch tubes

SEDI PAG.40 / PORTS PAG.40



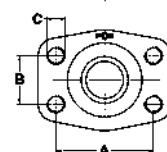
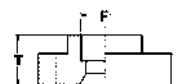
DN	RIFERIMENTO REFERENCE	T	E	A	B	C	D	I
SIZE								
1/2	A402790/1217	17,5	36	40,49	18,24	9	18	16
1/2	A402790/1221	21,6	36	40,49	18,24	9	18	16
3/4	A402790/1927	27,2	36	50,80	23,80	11	20	19
1"	A402790/2534	34,1	44	57,15	27,76	13	22	24
1" 1/4	A402790/3242	42,8	44	66,68	31,75	15	22	27
1" 1/2	A402790/3848	48,6	51	79,38	36,50	17	24	30
2"	A402790/5161	61,0	70	96,82	44,45	21	25	37



DN	RIFERIMENTO REFERENCE	F	T	A	B	C	I
SIZE							
1/2	A402042/1216	16	23	38,10	17,48	M8	14
1/2	A402042/1218	18	23	38,10	17,48	M8	14
1/2	A402042/1220	20	23	38,10	17,48	M8	14
3/4	A402042/1920	20	25	47,63	22,23	M10	15
3/4	A402042/1922	22	25	47,63	22,23	M10	15
3/4	A402042/1925	25	25	47,63	22,23	M10	15
3/4	A402042/1927	27	25	47,63	22,23	M10	15
1"	A402042/2525	25	28	52,37	26,19	M10	17
1"	A402042/2527	27	28	52,37	26,19	M10	17
1"	A402042/2530	30	28	52,37	26,19	M10	17
1"	A402042/2532	32	28	52,37	26,19	M10	17
1" 1/4	A402042/3232	32	33	58,72	30,18	M10	21
1" 1/4	A402042/3235	35	33	58,72	30,18	M10	21
1" 1/4	A402042/3238	38	33	58,72	30,18	M10	21
1" 1/2	A402042/3842	42	38	69,85	35,71	M12	24
1" 1/2	A402042/3848	48	38	69,85	35,71	M12	24
1"	SA402042/2534	34	28	52,37	26,19	M10	17
1" 1/4	SA402042/3242	42	33	58,72	30,18	M10	21

402042

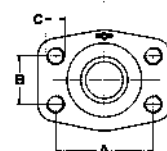
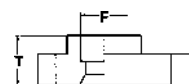
Controflangia dritta
SAE 3000 PSI con sede a saldare
per viti metriche
Braze or weld-on counterpad
SAE 3000 PSI flange metric thread
SEDI PAG.40 / PORTS PAG.40



DN	RIFERIMENTO REFERENCE	F	T	A	B	C	I
SIZE							
1/2	A402547/1216	16	23	40,49	18,24	M8	15
1/2	A402547/1218	18	23	40,49	18,24	M8	15
1/2	A402547/1220	20	23	40,49	18,24	M8	15
3/4	A402547/1920	20	27	50,80	23,80	M10	17
3/4	A402547/1922	22	27	50,80	23,80	M10	17
3/4	A402547/1925	25	27	50,80	23,80	M10	17
3/4	A402547/1927	27	27	50,80	23,80	M10	17
1"	A402547/2525	25	32	57,15	27,76	M12	21
1"	A402547/2527	27	32	57,15	27,76	M12	21
1"	A402547/2530	30	32	57,15	27,76	M12	21
1"	A402547/2532	32	32	57,15	27,76	M12	21
1" 1/4	A402547/3232	32	37	66,68	31,75	M14	24
1" 1/4	A402547/3235	35	37	66,68	31,75	M14	24
1" 1/4	A402547/3238	38	37	66,68	31,75	M14	24
1" 1/2	A402547/3842	42	38	79,38	36,50	M16	27
1"	SA402547/2534	34	32	57,15	27,76	M12	21

402547

Controflangia dritta
SAE 6000 PSI con sede a saldare
per viti metriche
Braze or weld-on counterpad
SAE 6000 PSI flange metric thread
SEDI PAG.40 / PORTS PAG.40



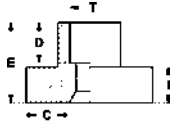
FLANGE

FLANGES

402305

Controflangia diritta SAE 3000 PSI con tasca a saldare x tubo in pollici
Counter flange SAE 3000 Psi with braze on housing for inch tubes

SEDI PAG.40 / PORTS PAG.40

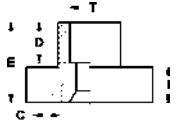


DN	RIFERIMENTO REFERENCE	T	E	A	B	C	D	I
SIZE								
1/2	A402305/1217	17,5	36	38,10	17,48	M8	18	16
1/2	A402305/1221	21,6	36	38,10	17,48	M8	18	16
3/4	A402305/1927	27,2	36	47,63	22,23	M10	18	18
1"	A402305/2534	34,1	38	52,37	26,19	M10	18	18
1" 1/4	A402305/3242	42,8	41	58,72	30,18	M10	20	21
1" 1/2	A402305/3848	48,6	44	69,85	35,71	M12	22	25
2"	A402305/5161	61,0	45	77,77	42,88	M12	24	25
2" 1/2	A402305/6376	76,6	50	88,90	50,80	M12	28	25
3"	A402305/7690	90,5	50	106,40	61,93	M16	28	27

402800

Controflangia diritta SAE 6000 PSI con tasca a saldare x tubo in pollici
Counter flange SAE 6000 Psi with braze on housing for inch tubes

SEDI PAG.40 / PORTS PAG.40



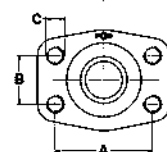
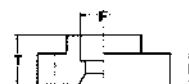
DN	RIFERIMENTO REFERENCE	T	E	A	B	C	D	I
SIZE								
1/2	A402800/1217	17,5	36	40,49	18,24	M8	18	16
1/2	A402800/1221	21,6	36	40,49	18,24	M8	18	16
3/4	A402800/1927	27,2	36	50,80	23,80	M10	20	19
1"	A402800/2534	34,1	44	57,15	27,76	M12	22	24
1" 1/4	A402800/3242	42,8	44	66,68	31,75	M14	22	27
1" 1/2	A402800/3848	48,6	51	79,38	36,50	M16	24	30
2"	A402800/5161	61,0	70	96,82	44,45	M20	25	37



DN	RIFERIMENTO REFERENCE	F	T	A	B	C	I
SIZE							
1/2	A402043/1216	16	23	38,10	17,48	5/16-18 UNC	14
1/2	A402043/1218	18	23	38,10	17,48	5/16-18 UNC	14
1/2	A402043/1220	20	23	38,10	17,48	5/16-18 UNC	14
3/4	A402043/1920	20	25	47,63	22,23	3/8-16 UNC	15
3/4	A402043/1922	22	25	47,63	22,23	3/8-16 UNC	15
3/4	A402043/1925	25	25	47,63	22,23	3/8-16 UNC	15
3/4	A402043/1927	27	25	47,63	22,23	3/8-16 UNC	15
1"	A402043/2525	25	28	52,37	26,19	3/8-16 UNC	17
1"	A402043/2527	27	28	52,37	26,19	3/8-16 UNC	17
1"	A402043/2530	30	28	52,37	26,19	3/8-16 UNC	17
1"	A402043/2532	32	28	52,37	26,19	3/8-16 UNC	17
1" 1/4	A402043/3232	32	33	58,72	30,18	7/16-14 UNC	21
1" 1/4	A402043/3235	35	33	58,72	30,18	7/16-14 UNC	21
1" 1/4	A402043/3238	38	33	69,85	35,71	7/16-14 UNC	24
1" 1/2	A402043/3842	42	38	69,85	35,71	1/2-13 UNC	24

402043

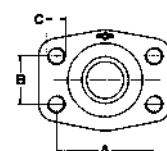
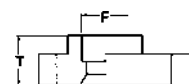
Controflangia dritta
SAE 3000 PSI con sede a saldare
per viti UNC
Braze or weld-on counterpad
SAE 3000 PSI flange UNC thread
SEDI PAG.40 / PORTS PAG.40



DN	RIFERIMENTO REFERENCE	F	T	A	B	C	I
SIZE							
1/2	A402548/1216	16	23	40,49	18,24	5/16-18 UNC	15
1/2	A402548/1218	18	23	40,49	18,24	5/16-18 UNC	15
1/2	A402548/1220	20	23	40,49	18,24	5/16-18 UNC	15
3/4	A402548/1920	20	27	50,80	23,8	3/8-16 UNC	17
3/4	A402548/1922	22	27	50,80	23,8	3/8-16 UNC	17
3/4	A402548/1925	25	27	50,80	23,8	3/8-16 UNC	17
3/4	A402548/1927	27	27	50,80	23,8	3/8-16 UNC	17
1"	A402548/2525	25	32	57,15	27,76	7/16-14 UNC	21
1"	A402548/2527	27	32	57,15	27,76	7/16-14 UNC	21
1"	A402548/2530	30	32	57,15	27,76	7/16-14 UNC	21
1"	A402548/2532	32	32	57,15	27,76	7/16-14 UNC	21
1" 1/4	A402548/3232	32	37	66,68	31,75	1/2-13 UNC	24
1" 1/4	A402548/3235	35	37	66,68	31,75	1/2-13 UNC	24
1" 1/4	A402548/3238	38	37	66,68	31,75	1/2-13 UNC	24
1" 1/2	A402548/3842	42	38	79,38	36,5	5/8-11 UNC	27

402548

Controflangia dritta
SAE 6000 PSI con sede a saldare
per viti UNC
Braze or weld-on counterpad
SAE 6000 PSI flange UNC thread
SEDI PAG.40 / PORTS PAG.40

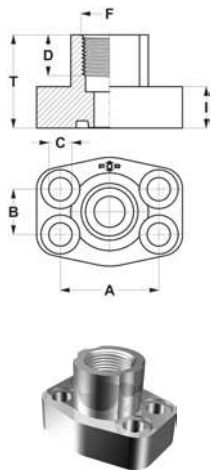


FLANGE

FLANGES

402240

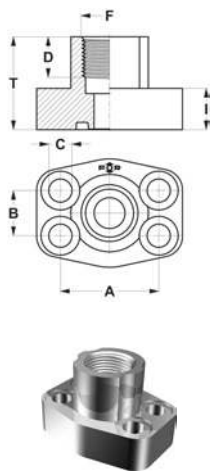
Flangia diritta SAE 3000 PSI
con ft.femmina BSP
*Straight SAE flange 3000 Psi
with BSPP female port*
SEDI PAG.40 / PORTS PAG.40



DN	RIFERIMENTO REFERENCE	F GAS CIL.BSPP	T	A	B	C	D	I
1/2	A402240/1217	3/8	36	38,10	17,48	9	13	16
1/2	A402240/1221	1/2	36	38,10	17,48	9	15	16
3/4	A402240/1926	3/4	36	47,63	22,23	11	18	18
1"	A402240/2533	1"	38	52,37	26,19	11	20	18
1" 1/4	A402240/3242	1" 1/4	41	58,72	30,18	11	22	21
1" 1/2	A402240/3848	1" 1/2	44	69,85	35,71	13,5	24	25
2"	A402240/5160	2"	45	77,77	42,88	13,5	26	25
2" 1/2	A402240/6375	2" 1/2	50	88,90	50,80	13,5	30	25
3"	A402240/7689	3"	50	106,40	61,93	17	30	27
1"	A402240/2526	3/4	38	52,37	26,19	11	18	18

402745

Flangia diritta SAE 6000 PSI
con ft.femmina BSP
*Straight SAE flange 6000 Psi
with BSPP female port*
SEDI PAG.40 / PORTS PAG.40



DN	RIFERIMENTO REFERENCE	F GAS CIL.BSPP	T	A	B	C	D	I
1/2	A402745/1217	3/8	36	40,49	18,24	9	13	16
1/2	A402745/1221	1/2	36	40,49	18,24	9	15	16
3/4	A402745/1926	3/4	36	50,80	23,80	11	18	19
1"	A402745/2533	1"	44	57,15	27,76	13	20	24
1" 1/4	A402745/3242	1" 1/4	44	66,68	31,75	15	22	27
1" 1/2	A402745/3848	1" 1/2	51	79,38	36,50	17	24	30
2"	A402745/5160	2"	70	96,82	44,45	21	33	37

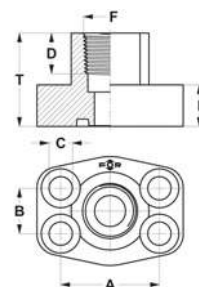


DN	RIFERIMENTO REFERENCE	F	T	A	B	C	D	I
SIZE		NPTF						
1/2	A402251/1217	3/8	36	38,10	17,48	9	19	16
1/2	A402251/1221	1/2	36	38,10	17,48	9	19	16
3/4	A402251/1926	3/4	36	47,63	22,23	11	19	18
1"	A402251/2533	1"	38	52,37	26,19	11	19	18
1" 1/4	A402251/3242	1" 1/4	41	58,72	30,18	11,5	22	21
1" 1/2	A402251/3848	1" 1/2	44	69,85	35,71	13,5	24	25
2"	A402251/5160	2"	45	77,77	42,88	13,5	26	25

402251

Flangia diritta SAE 3000 PSI
con ft.femmina NPTF
*Straight SAE flange 3000 Psi
with NPTF female port*

SEDI PAG.40 / PORTS PAG.40

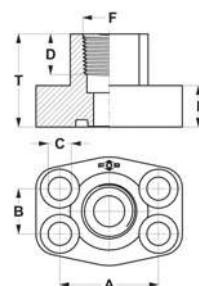


DN	RIFERIMENTO REFERENCE	F	T	A	B	C	D	I
SIZE		NPTF						
1/2	A402756/1217	3/8	36	40,49	18,24	9	19	16
1/2	A402756/1221	1/2	36	40,49	18,24	9	19	16
3/4	A402756/1926	3/4	36	50,80	23,80	11	22	19
1"	A402756/2533	1"	44	57,15	27,76	13	24	24
1" 1/4	A402756/3242	1" 1/4	44	66,68	31,75	15	25	27
1" 1/2	A402756/3848	1" 1/2	51	79,38	36,50	17	28	30
2"	A402756/5160	2"	70	96,82	44,45	21	33	37

402756

Flangia diritta SAE 6000 PSI
con ft.femmina NPTF
*Straight SAE flange 6000 Psi
with NPTF female port*

SEDI PAG.40 / PORTS PAG.40

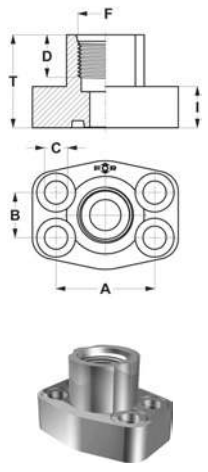


FLANGE

FLANGES

402262

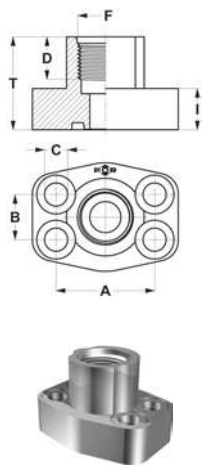
Flangia diritta SAE 3000 PSI
con ft.femmina Metrico ISO 6149
*Straight SAE flange 3000 Psi
with Metric port ISO 6149*
SEDI PAG.40 / PORTS PAG.40



DN	RIFERIMENTO REFERENCE	F	T	A	B	C	D	I
SIZE		METRICO METRIC						
1/2	A402262/1218	18x1,5	36	38,10	17,48	9	15	16
1/2	A402262/1220	20x1,5	36	38,10	17,48	9	15	16
3/4	A402262/1922	22x1,5	36	47,63	22,23	11	16	18
3/4	A402262/1927	27x2	36	47,63	22,23	11	19	18
1"	A402262/2527	27x2	38	52,37	26,19	11	19	18
1"	A402262/2533	33x2	38	52,37	26,19	11	19	18
1" 1/4	A402262/3233	33x2	41	58,72	30,18	11	19	21
1" 1/4	A402262/3242	42x2	41	58,72	30,18	11	20	21
1" 1/2	A402262/3842	42x2	44	69,85	35,71	13,5	20	25
1" 1/2	A402262/3848	48x2	44	69,85	35,71	13,5	22	25

402767

Flangia diritta SAE 6000 PSI
con ft.femmina Metrico ISO 6149
*Straight SAE flange 6000 Psi
with Metric port ISO 6149*
SEDI PAG.40 / PORTS PAG.40



DN	RIFERIMENTO REFERENCE	F	T	A	B	C	D	I
SIZE		METRICO METRIC						
1/2	A402767/1218	18x1,5	36	40,49	18,24	9	15	16
1/2	A402767/1220	20x1,5	36	40,49	18,24	9	15	16
3/4	A402767/1922	22x1,5	36	50,80	23,80	11	16	19
3/4	A402767/1927	27x2	36	50,80	23,80	11	19	19
1"	A402767/2527	27x2	44	57,15	27,76	13	19	24
1"	A402767/2533	33x2	44	57,15	27,76	13	19	24
1" 1/4	A402767/3233	33x2	44	66,68	31,75	15	19	27
1" 1/4	A402767/3242	42x2	44	66,68	31,75	15	20	27
1" 1/2	A402767/3842	42x2	51	79,38	36,50	17	20	30
1" 1/2	A402767/3848	48x2	51	79,38	36,50	17	22	30

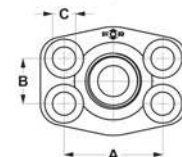
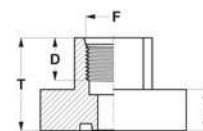


DN	RIFERIMENTO REFERENCE	F	T	A	B	C	D	I
SIZE		UNF-UN						
1/2	A402273/1219	3/4-16	36	38,10	17,48	9	17	16
3/4	A402273/1922	7/8-14	36	47,63	22,23	11	17	18
3/4	A402273/1927	1"1/16-12	36	47,63	22,23	11	23	18
1"	A402273/2527	1"1/16-12	38	52,37	26,19	11	23	18
1"	A402273/2533	1"5/16-12	38	52,37	26,19	11	23	18
1"1/4	A402273/3233	1"5/16-12	41	58,72	30,18	11	23	21
1"1/4	A402273/3241	1"5/8-12	41	58,72	30,18	11	23	21
1"1/2	A402273/3841	1"5/8-12	44	69,85	35,71	13,5	23	25
1"1/2	A402273/3848	1"7/8-12	44	69,85	35,71	13,5	23	25

402273

Flangia diritta SAE 3000 PSI
con ft.femmina Unf-Un
Straight SAE flange 3000 Psi
with female UNF-UN port

SEDI PAG.40 / PORTS PAG.40

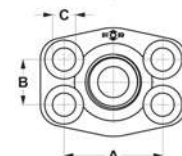
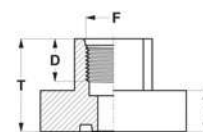


DN	RIFERIMENTO REFERENCE	F	T	A	B	C	D	I
SIZE		UNF-UN						
1/2	A402778/1219	3/4-16	36	40,49	18,24	9	17	16
3/4	A402778/1922	7/8-14	36	50,80	23,80	11	17	19
3/4	A402778/1927	1"1/16-12	36	50,80	23,80	11	23	19
1"	A402778/2527	1"1/16-12	44	57,15	27,76	13	23	24
1"	A402778/2533	1"5/16-12	44	57,15	27,76	13	23	24
1"1/4	A402778/3233	1"5/16-12	44	66,68	31,75	15	23	27
1"1/4	A402778/3241	1"5/8-12	44	66,68	31,75	15	23	27
1"1/2	A402778/3841	1"5/8-12	51	79,38	36,50	17	23	30
1"1/2	A402778/3848	1"7/8-12	51	79,38	36,50	17	23	30

402778

Flangia diritta SAE 6000 PSI
con ft.femmina UNF-UN
Straight SAE flange 6000 Psi
with female UNF-UN port

SEDI PAG.40 / PORTS PAG.40



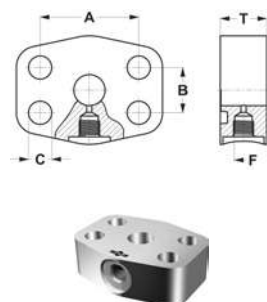
FLANGE

FLANGES

402284

Flangia SAE 3000 PSI
con attacco per presa di pressione
Metrico o BSP
*Straight SAE flange 3000 Psi
with pressure test port
Metric or BSP*

SEDI PAG.40 / PORTS PAG.40

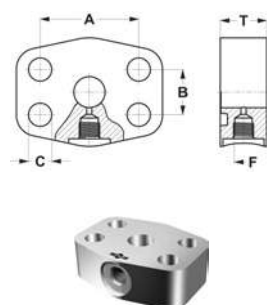


DN	RIFERIMENTO REFERENCE	F	T	A	B	C
SIZE						
1"	A402284/2510	M10x1	19	52,37	26,19	11
1"	A402284/2513	1/4 GAS	19	52,37	26,19	11
1" 1/4	A402284/3210	M10x1	20	58,72	30,18	11,5
1" 1/4	A402284/3213	1/4 GAS	20	58,72	30,18	11,5
1" 1/2	A402284/3810	M10x1	25	69,85	35,71	13,5
1" 1/2	A402284/3813	1/4 GAS	25	69,85	35,71	13,5
2"	A402284/5110	M10x1	25	77,77	42,88	13,5
2"	A402284/5113	1/4 GAS	25	77,77	42,88	13,5
2" 1/2	A402284/6310	M10x1	25	88,90	50,80	13,5
2" 1/2	A402284/6313	1/4 GAS	25	88,90	50,80	13,5
3"	A402284/7610	M10x1	27	106,40	61,93	17
3"	A402284/7613	1/4 GAS	27	106,40	61,93	17

402789

Flangia SAE 6000 PSI
con attacco per presa di pressione
Metrico o BSP
*Straight SAE flange 6000 Psi
with pressure test port
Metric or BSP*

SEDI PAG.40 / PORTS PAG.40



DN	RIFERIMENTO REFERENCE	F	T	A	B	C
SIZE						
1"	A402789/2510	M10x1	22	57,15	27,76	13
1"	A402789/2513	1/4 GAS	22	57,15	27,76	13
1" 1/4	A402789/3210	M10x1	26	66,68	31,75	15
1" 1/4	A402789/3213	1/4 GAS	26	66,68	31,75	15
1" 1/2	A402789/3810	M10x1	30	79,38	36,50	17
1" 1/2	A402789/3813	1/4 GAS	30	79,38	36,50	17
2"	A402789/5110	M10x1	36	96,82	44,45	21
2"	A402789/5113	1/4 GAS	36	96,82	44,45	21

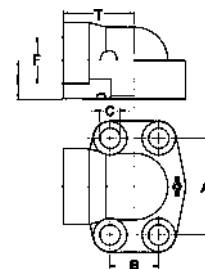


DN	RIFERIMENTO REFERENCE	F	T	I	A	B	C
SIZE							
1/2	A407068/1216	16	28	15	38,10	17,48	9
1/2	A407068/1218	18	28	15	38,10	17,48	9
1/2	A407068/1220	20	28	15	38,10	17,48	9
3/4	A407068/1920	20	32	18	47,63	22,23	11
3/4	A407068/1922	22	32	18	47,63	22,23	11
3/4	A407068/1925	25	32	18	47,63	22,23	11
1"	A407068/2525	25	36	21	52,37	26,19	11
1"	A407068/2527	27	36	21	52,37	26,19	11
1"	A407068/2530	30	36	21	52,37	26,19	11
1"	A407068/2532	32	36	21	52,37	26,19	11
1" 1/4	A407068/3232	32	41	25	58,72	30,18	11,5
1" 1/4	A407068/3235	35	41	25	58,72	30,18	11,5
1" 1/4	A407068/3238	38	41	25	58,72	30,18	11,5
1" 1/2	A407068/3838	38	47	29	69,85	35,71	13,5
1" 1/2	A407068/3842	42	47	29	69,85	35,71	13,5
1" 1/2	A407068/3848	48	47	29	69,85	35,71	13,5
1/2	SA407068/1212	12	28	15	38,10	17,48	9
3/4	SA407068/1916	16	32	18	47,63	22,23	11
1"	SA407068/2534	34	36	21	52,37	26,19	11
1" 1/4	SA407068/3243	43	41	25	58,72	30,18	11,5

407068

Flangia 90° SAE 3000 PSI
con sede a saldare
90° Braze or weld-on
SAE 3000 PSI flange

SEDI PAG.40 / PORTS PAG.40

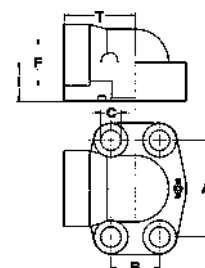


DN	RIFERIMENTO REFERENCE	F	T	I	A	B	C
SIZE							
1/2	A407563/1216	16	28	15	40,49	18,24	9
1/2	A407563/1218	18	28	15	40,49	18,24	9
1/2	A407563/1220	20	28	15	40,49	18,24	9
3/4	A407563/1920	20	36	21	50,80	23,80	11
3/4	A407563/1922	22	36	21	50,80	23,80	11
3/4	A407563/1925	25	36	21	50,80	23,80	11
1"	A407563/2525	25	41	25	57,15	27,76	13
1"	A407563/2527	27	41	25	57,15	27,76	13
1"	A407563/2530	30	41	25	57,15	27,76	13
1"	A407563/2532	32	41	25	57,15	27,76	13
1" 1/4	A407563/3232	32	47	29	66,68	31,75	15
1" 1/4	A407563/3235	35	47	29	66,68	31,75	15
1" 1/4	A407563/3238	38	47	29	66,68	31,75	15
1" 1/2	A407563/3842	42	51	29	79,38	36,50	17
1" 1/2	A407563/3848	48	51	29	79,38	36,50	17
3/4	SA407563/1930	30	36	21	50,80	23,80	11
1"	SA407563/2522	22	41	25	57,15	27,76	13
1"	SA407563/2534	34	41	25	57,15	27,76	13
1"	SA407563/2538	38	41	25	57,15	27,76	13
1" 1/4	SA407563/3242	42	47	29	66,68	31,75	15

407563

Flangia 90° SAE 6000 PSI
con sede a saldare
90° Braze or weld-on
SAE 6000 PSI flange

SEDI PAG.40 / PORTS PAG.40

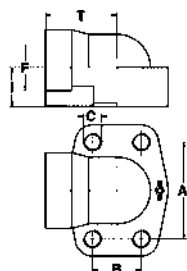


FLANGE

FLANGES

407079

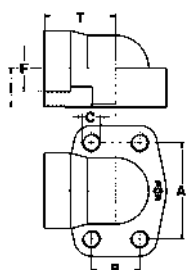
Controflangia 90°
SAE 3000 PSI con sede a saldare
per viti metriche
90° Braze or weld-on counterpad
SAE 3000 PSI flange metric thread
SEDI PAG.40 / PORTS PAG.40



DN	RIFERIMENTO REFERENCE	F	T	I	A	B	C
SIZE							
1/2	A407079/1216	16	28	15	38,10	17,48	M8
1/2	A407079/1218	18	28	15	38,10	17,48	M8
1/2	A407079/1220	20	28	15	38,10	17,48	M8
3/4	A407079/1920	20	32	18	47,63	22,23	M10
3/4	A407079/1922	22	32	18	47,63	22,23	M10
3/4	A407079/1925	25	32	18	47,63	22,23	M10
1"	A407079/2525	25	36	21	52,37	26,19	M10
1"	A407079/2527	27	36	21	52,37	26,19	M10
1"	A407079/2530	30	36	21	52,37	26,19	M10
1"	A407079/2532	32	36	21	52,37	26,19	M10
1" 1/4	A407079/3232	32	41	25	58,72	30,18	M10
1" 1/4	A407079/3235	35	41	25	58,72	30,18	M10
1" 1/4	A407079/3238	38	41	25	58,72	30,18	M10
1" 1/2	A407079/3842	42	47	29	69,85	35,71	M12
1" 1/2	A407079/3848	48	47	29	69,85	35,71	M12
1" 1/2	SA407079/3838	38	47	29	69,85	35,71	M12

407574

Controflangia 90°
SAE 6000 PSI con sede a saldare
per viti metriche
90° Braze or weld-on counterpad
SAE 6000 PSI flange metric thread
SEDI PAG.40 / PORTS PAG.40



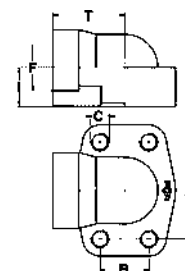
DN	RIFERIMENTO REFERENCE	F	T	I	A	B	C
SIZE							
1/2	A407574/1216	16	28	15	40,49	18,24	M8
1/2	A407574/1218	18	28	15	40,49	18,24	M8
1/2	A407574/1220	20	28	15	40,49	18,24	M8
3/4	A407574/1920	20	36	21	50,80	23,80	M10
3/4	A407574/1922	22	36	21	50,80	23,80	M10
3/4	A407574/1925	25	36	21	50,80	23,80	M10
1"	A407574/2525	25	41	25	57,15	27,76	M12
1"	A407574/2527	27	41	25	57,15	27,76	M12
1"	A407574/2530	30	41	25	57,15	27,76	M12
1"	A407574/2532	32	41	25	57,15	27,76	M12
1" 1/4	A407574/3232	32	47	29	66,68	31,75	M14
1" 1/4	A407574/3235	35	47	29	66,68	31,75	M14
1" 1/4	A407574/3238	38	47	29	66,68	31,75	M14
1" 1/2	A407574/3842	42	51	29	79,38	36,50	M16
1" 1/2	A407574/3848	48	51	29	79,38	36,50	M16



DN	RIFERIMENTO REFERENCE	F	T	I	A	B	C
SIZE							
1/2	A407082/1216	16	28	15	38,10	17,48	5/16-18 UNC
1/2	A407082/1218	18	28	15	38,10	17,48	5/16-18 UNC
1/2	A407082/1220	20	28	15	38,10	17,48	5/16-18 UNC
3/4	A407082/1920	20	32	18	47,63	22,23	3/8-16 UNC
3/4	A407082/1922	22	32	18	47,63	22,23	3/8-16 UNC
3/4	A407082/1925	25	32	18	47,63	22,23	3/8-16 UNC
1"	A407082/2525	25	36	21	52,37	26,19	3/8-16 UNC
1"	A407082/2527	27	36	21	52,37	26,19	3/8-16 UNC
1"	A407082/2530	30	36	21	52,37	26,19	3/8-16 UNC
1"	A407082/2532	32	36	21	52,37	26,19	3/8-16 UNC
1" 1/4	A407082/3232	32	41	25	58,72	30,18	7/16-14 UNC
1" 1/4	A407082/3235	35	41	25	58,72	30,18	7/16-14 UNC
1" 1/4	A407082/3238	38	41	25	58,72	30,18	7/16-14 UNC
1" 1/2	A407082/3842	42	47	29	69,85	35,71	1/2-13 UNC
1" 1/2	A407082/3848	48	47	29	69,85	35,71	1/2-13 UNC

407082

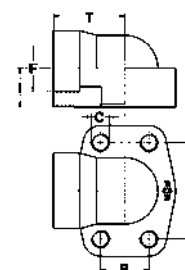
Controflangia 90°
SAE 3000 PSI con sede a saldare
per viti UNC
90° Braze or weld-on counterpad
SAE 3000 PSI flange UNC thread
SEDI PAG.40 / PORTS PAG.40



DN	RIFERIMENTO REFERENCE	F	T	I	A	B	C
SIZE							
1/2	A407575/1216	16	28	15	40,49	18,24	5/16-18 UNC
1/2	A407575/1218	18	28	15	40,49	18,24	5/16-18 UNC
1/2	A407575/1220	20	28	15	40,49	18,24	5/16-18 UNC
3/4	A407575/1920	20	36	21	50,80	23,8	3/8-16 UNC
3/4	A407575/1922	22	36	21	50,80	23,8	3/8-16 UNC
3/4	A407575/1925	25	36	21	50,80	23,8	3/8-16 UNC
1"	A407575/2525	25	41	25	57,15	27,76	7/16-14 UNC
1"	A407575/2527	27	41	25	57,15	27,76	7/16-14 UNC
1"	A407575/2530	30	41	25	57,15	27,76	7/16-14 UNC
1"	A407575/2532	32	41	25	57,15	27,76	7/16-14 UNC
1" 1/4	A407575/3232	32	47	29	66,68	31,75	1/2-13 UNC
1" 1/4	A407575/3235	35	47	29	66,68	31,75	1/2-13 UNC
1" 1/4	A407575/3238	38	47	29	66,68	31,75	1/2-13 UNC
1" 1/2	A407575/3842	42	51	29	79,38	36,5	5/8-11 UNC
1" 1/2	A407575/3848	48	51	29	79,38	36,5	5/8-11 UNC

407575

Controflangia 90°
SAE 6000 PSI con sede a saldare
per viti UNC
90° Braze or weld-on counterpad
SAE 6000 PSI flange UNC thread
SEDI PAG.40 / PORTS PAG.40



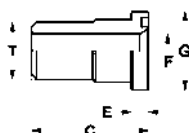
FLANGE

FLANGES

402316

Anello SAE 3000 PSI
a saldare TIG
SAE Flange 3000 Psi
with TIG welding end

SEDI PAG.40 / PORTS PAG.40

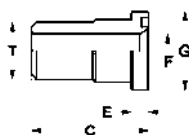


DN	RIFERIMENTO REFERENCE	T	C	F	G	A	B	E
SIZE								
1/2	A402316/1222	22	45	13	30,18	38,10	17,48	6,73
3/4	A402316/1928	28	50	19	38,10	47,63	22,23	6,73
1"	A402316/2535	35	55	25	44,45	52,37	26,19	8,00
1" 1/4	A402316/3243	43	60	31	50,80	58,72	30,18	8,00
1" 1/2	A402316/3850	50	65	38	60,33	69,85	35,71	8,00
2"	A402316/5162	62	70	47	71,42	77,77	42,88	9,53
2" 1/2	A402316/6374	74	75	63	84,12	88,90	50,80	9,53
3"	A402316/7690	90	85	70	101,60	106,40	61,93	9,53

402811

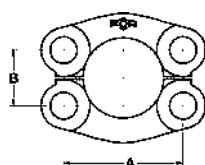
Anello SAE 6000 PSI
a saldare TIG
SAE Flange 6000 Psi
with TIG welding end

SEDI PAG.40 / PORTS PAG.40



DN	RIFERIMENTO REFERENCE	T	C	F	G	A	B	E
SIZE								
1/2	A402811/1222	22	45	13	31,75	40,49	18,24	7,75
3/4	A402811/1928	28	50	18	41,28	50,80	23,80	8,76
1"	A402811/2535	35	55	22	47,63	57,15	27,76	9,53
1" 1/4	A402811/3244	44	60	29	53,98	66,68	31,75	10,29
1" 1/2	A402811/3851	51	65	35	63,50	79,38	36,50	12,57
2"	A402811/5161	61	70	43	79,38	96,82	44,45	12,57

SEMIFLANGE
(RIF. PER ORDINE PAG. 431)
SPLIT FLANGES
(REF. OF ORDER PAG. 431)



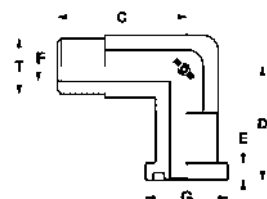


DN	RIFERIMENTO REFERENCE	T	C	D	F	G	A	B	E
1/2	A407321/1221	21,6	50	44	13	30,18	38,10	17,48	6,73
3/4	A407321/1927	27,2	64	53	19	38,10	47,63	22,23	6,73
1"	A407321/2534	34,5	65	60	25	44,45	52,37	26,19	8,00
1" 1/4	A407321/3242	42,8	64	55	30	50,80	58,72	30,18	8,00
1" 1/2	A407321/3848	48,6	78	66	38	60,33	69,85	35,71	8,00

407321

Flangia 90° SAE 3000 PSI
con estr.saldare TIG
90° SAE Flange 3000 Psi
with TIG welding end

SEDI PAG.40 / PORTS PAG.40

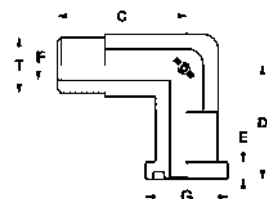


DN	RIFERIMENTO REFERENCE	T	C	D	F	G	A	B	E
1/2	A407826/1221	21,6	50	44	13	31,75	40,49	18,24	7,75
3/4	A407826/1927	27,2	64	53	18	41,28	50,80	23,80	8,76
1"	A407826/2534	34,5	62	60	22	47,63	57,15	27,76	9,53
1" 1/4	A407826/3242	42,8	72	70	28	53,98	66,68	31,75	10,29
1" 1/2	A407826/3848	48,6	84	80	32	63,50	79,38	36,50	12,57

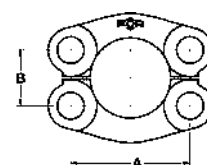
407826

Flangia 90° SAE 6000 PSI
con estr.saldare TIG
90° SAE Flange 6000 Psi
with TIG welding end

SEDI PAG.40 / PORTS PAG.40



SEMIFLANGE
(RIF. PER ORDINE PAG. 431)
SPLIT FLANGES
(REF. OF ORDER PAG. 431)

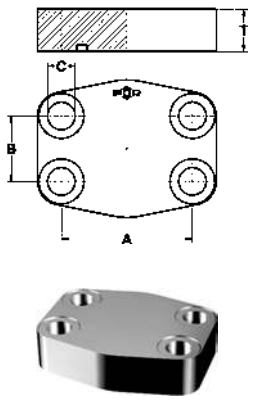


FLANGE

FLANGES

401029

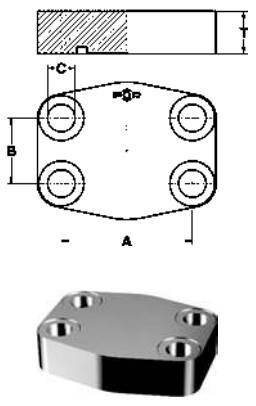
Flangia di chiusura
SAE 3000 PSI
Ports closing
SAE 3000 PSI flange
SEDI PAG.40 / PORTS PAG.40



DN	RIFERIMENTO REFERENCE	A	B	C	T
SIZE					
1/2	A401029/12	38,10	17,48	9	14
3/4	A401029/19	47,63	22,23	11	15
1"	A401029/25	52,37	26,19	11	17
1" 1/4	A401029/32	58,72	30,18	11,5	21
1" 1/2	A401029/38	69,85	35,71	13,5	24
2"	A401029/51	77,77	42,88	13,5	24
2" 1/2	A401029/63	88,90	50,80	13,5	24
3"	A401029/76	106,40	61,93	17	24
4"	A401029/102	130,18	77,76	17	26

401524

Flangia di chiusura
SAE 6000 PSI
Ports closing
SAE 6000 PSI flange
SEDI PAG.40 / PORTS PAG.40



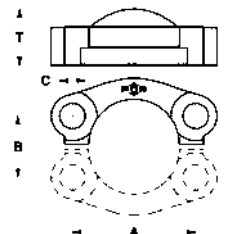
DN	RIFERIMENTO REFERENCE	A	B	C	T
SIZE					
1/2	A401524/12	40,49	18,24	9	15
3/4	A401524/19	50,80	23,80	11	17
1"	A401524/25	57,15	27,76	13	21
1" 1/4	A401524/32	66,68	31,75	15	24
1" 1/2	A401524/38	79,38	36,50	17	27
2"	A401524/51	96,82	44,45	21	33



DN	RIFERIMENTO REFERENCE	A	B	C	I	T
SIZE						
1/2	A401007/12	38,10	17,48	9	13	19
3/4	A401007/19	47,63	22,23	11	14	22
1"	A401007/25	52,37	26,19	11	16	24
1" 1/4	A401007/32	58,72	30,18	11,5	14	22
1" 1/2	A401007/38	69,85	35,71	13,5	16	25
2"	A401007/51	77,77	42,88	13,5	16	26
2" 1/2	A401007/63	88,90	50,80	13,5	19	38
3"	A401007/76	106,40	61,93	17	22	41

401007

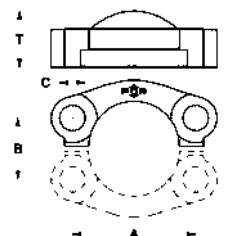
Semiflangia
SAE 3000 PSI
SAE 3000 PSI split flange
SEDI PAG.40 / PORTS PAG.40



DN	RIFERIMENTO REFERENCE	A	B	C	I	T
SIZE						
1/2	A401502/12	40,49	18,24	9	16	22
3/4	A401502/19	50,80	23,80	11	19	28
1"	A401502/25	57,15	27,76	13	24	33
1" 1/4	A401502/32	66,68	31,75	15	27	38
1" 1/2	A401502/38	79,38	36,50	17	30	43
2"	A401502/51	96,82	44,45	21	37	53

401502

Semiflangia
SAE 6000 PSI
SAE 6000 PSI split flange
SEDI PAG.40 / PORTS PAG.40



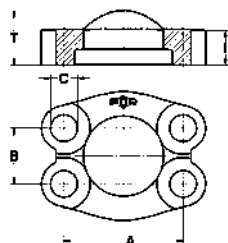
FLANGE

FLANGES

401018

Flangia
SAE 3000 PSI
SAE 3000 PSI flange

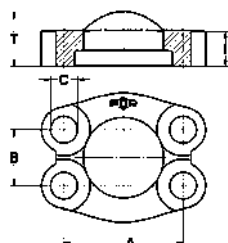
SEDI PAG.40 / PORTS PAG.40



401513

Flangia
SAE 6000 PSI
SAE 6000 PSI flange

SEDI PAG.40 / PORTS PAG.40



DN	RIFERIMENTO REFERENCE	A	B	C	I	T
SIZE						
1/2	A401018/12	38,10	17,48	9	13	19
3/4	A401018/19	47,63	22,23	11	14	22
1"	A401018/25	52,37	26,19	11	16	24
1" 1/4	A401018/32	58,72	30,18	11,5	14	22
1" 1/2	A401018/38	69,85	35,71	13,5	16	25
2"	A401018/51	77,77	42,88	13,5	16	26
2" 1/2	A401018/63	88,90	50,80	13,5	19	38
3"	A401018/76	106,40	61,93	17	22	41

DN	RIFERIMENTO REFERENCE	A	B	C	I	T
SIZE						
1/2	A401513/12	40,49	18,24	9	16	22
3/4	A401513/19	50,80	23,80	11	19	28
1"	A401513/25	57,15	27,76	13	24	33
1" 1/4	A401513/32	66,68	31,75	15	27	38
1" 1/2	A401513/38	79,38	36,50	17	30	43
2"	A401513/51	96,82	44,45	21	37	53

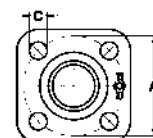
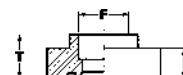


DN	RIFERIMENTO REFERENCE	F	T	A	C	I
SIZE						
10	A402163/1012	12	10	26	5,5	7
12	A402163/1212	12	13	30	7	9
12	A402163/1214	14	13	30	7	9
15	A402163/1512	12	14	35	7	10
15	A402163/1514	14	14	35	7	10
15	A402163/1516	16	14	35	7	10
15	A402163/1518	18	14	35	7	10
20	A402163/2016	16	17	40	7	12
20	A402163/2018	18	17	40	7	12
20	A402163/2020	20	17	40	7	12
20	A402163/2022	22	17	40	7	12
26	A402163/2625	25	22	55	9	16
26	A402163/2627	27	22	55	9	16
26	A402163/2630	30	22	55	9	16
26	A402163/2632	32	22	55	9	16
31	A402163/3132	32	25	61	11	18
31	A402163/3135	35	25	61	11	18
32	A402163/3230	30	25	62	11	18
32	A402163/3232	32	25	62	11	18
32	A402163/3235	35	25	62	11	18
26	SA402163/2628	28	22	55	9	16

402163

Flangia diritta interasse metrico
4 fori per viti standard
con sede a saldare
Braze or weld-on
4 bolts metric
flange std. screw

SEDI PAG.42 / PORTS PAG.42

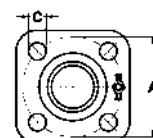
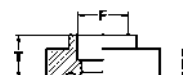


DN	RIFERIMENTO REFERENCE	F	T	A	C	I
SIZE						
12	A402164/1212	12	13	30	8,5	9
15	A402164/1512	12	14	35	8,5	10
15	A402164/1514	14	14	35	8,5	10
20	A402164/2016	16	17	40	8,5	12
20	A402164/2018	18	17	40	8,5	12
20	A402164/2020	20	17	40	8,5	12
25	A402164/2522	22	22	51	11	16
25	A402164/2525	25	22	51	11	16
25	A402164/2527	27	22	51	11	16
32	A402164/3230	30	25	62	13	18
32	A402164/3232	32	25	62	13	18
32	A402164/3235	35	25	62	13	18
40	A402164/4038	38	29	72,5	13	21
40	A402164/4042	42	29	72,5	13	21
20	SA402164/2022	22	17	40	8,5	12

402164

Flangia diritta interasse metrico
4 fori per viti maggiorate
con sede a saldare
Braze or weld-on
4 bolts metric
flange heavy screw

SEDI PAG.42 / PORTS PAG.42



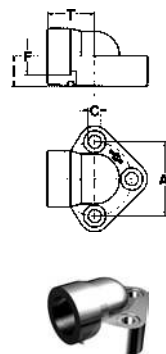
FLANGE

FLANGES

407156

Flangia 90° interasse metrico
3 fori per viti standard
con sede a saldare
90° Braze or weld-on
3 bolts metric
flange std. screw

SEDI PAG.42 / PORTS PAG.42



DN	RIFERIMENTO REFERENCE	F	T	I	A	C
SIZE						
10	A407156/1012	12	20	13	26	5,5
10	A407156/1014	14	20	13	26	5,5
12	A407156/1212	12	22	13	30	7
12	A407156/1214	14	22	13	30	7
12	A407156/1216	16	22	13	30	7
12	A407156/1218	18	22	13	30	7
12	A407156/1220	20	22	16	30	7
12	A407156/1222	22	22	16	30	7
15	A407156/1516	16	25	13	35	7
15	A407156/1518	18	25	13	35	7
15	A407156/1520	20	25	16	35	7
15	A407156/1522	22	25	16	35	7
20	A407156/2018	18	27	16	40	7
20	A407156/2020	20	27	16	40	7
20	A407156/2022	22	27	16	40	7
20	A407156/2025	25	27	22	40	7
20	A407156/2030	30	27	22	40	7
20	A407156/2032	32	27	22	40	7
26	A407156/2630	30	33	22	55	9
26	A407156/2632	32	33	22	55	9
26	A407156/2635	35	33	22	55	9
31	A407156/3135	35	37	28	61	11
31	A407156/3138	38	37	28	61	11
31	A407156/3142	42	37	28	61	11
32	A407156/3238	38	37	28	62	11
32	A407156/3242	42	37	28	62	11
12	SA407156/1225	25	22	16	30	7
20	SA407156/2035	35	27	22	40	7
26	SA407156/2622	22	33	22	55	9

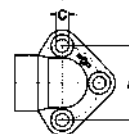
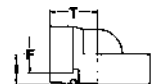


407157

Flangia 90° interasse metrico
 3 fori per viti maggiorate
 con sede a saldare
 90° Braze or weld-on
 3 bolts metric
 flange heavy screw

SEDI PAG.42 / PORTS PAG.42

DN	RIFERIMENTO REFERENCE	F	T	I	A	C
SIZE						
12	A407157/1212	12	22	13	30	8.5
12	A407157/1214	14	22	13	30	8.5
12	A407157/1216	16	22	13	30	8.5
12	A407157/1218	18	22	13	30	8.5
12	A407157/1220	20	22	16	30	8.5
12	A407157/1222	22	22	16	30	8.5
15	A407157/1516	16	25	13	35	8.5
15	A407157/1518	18	25	13	35	8.5
15	A407157/1520	20	25	16	35	8.5
15	A407157/1522	22	25	16	35	8.5
20	A407157/2018	18	27	16	40	8.5
20	A407157/2020	20	27	16	40	8.5
20	A407157/2022	22	27	16	40	8.5
20	A407157/2025	25	27	22	40	8.5
20	A407157/2030	30	27	22	40	8.5
20	A407157/2032	32	27	22	40	8.5
25	A407157/2530	30	33	22	51	11
25	A407157/2532	32	33	22	51	11
32	A407157/3238	38	37	28	62	13
32	A407157/3242	42	37	28	62	13
32	A407157/3245	45	37	28	62	13
40	A407157/4045	45	42	28	72,5	13
25	SA407157/2534	34	33	22	51	11



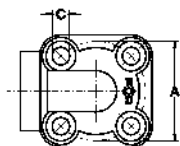
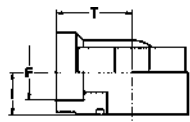
FLANGE

FLANGES

407190

Flangia 90° interasse metrico
4 fori per viti standard
con sede a saldare
90° Braze or weld-on
4 bolts metric
flange std. screw

SEDI PAG.42 / PORTS PAG.42



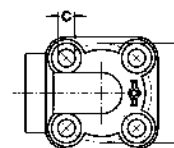
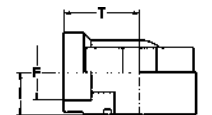
DN	RIFERIMENTO REFERENCE	F	T	I	A	C
SIZE						
10	A407190/1012	12	24	11	26	5,5
10	A407190/1014	14	24	11	26	5,5
12	A407190/1212	12	27	13	30	7
12	A407190/1214	14	27	13	30	7
12	A407190/1216	16	27	13	30	7
15	A407190/1514	14	30	14	35	7
15	A407190/1516	16	30	14	35	7
15	A407190/1518	18	30	14	35	7
15	A407190/1520	20	30	14	35	7
20	A407190/2018	18	32	17	40	7
20	A407190/2020	20	32	17	40	7
20	A407190/2022	22	32	17	40	7
20	A407190/2025	25	32	17	40	7
26	A407190/2625	25	40	22	55	9
26	A407190/2630	30	40	22	55	9
26	A407190/2632	32	40	22	55	9
26	A407190/2635	35	40	22	55	9
31	A407190/3132	32	45	25	61	11
31	A407190/3138	38	45	25	61	11
32	A407190/3232	32	45	25	62	11
32	A407190/3235	35	45	25	62	11
32	A407190/3240	40	45	25	62	11
10	SA407190/1010	10	24	11	26	5,5



407191

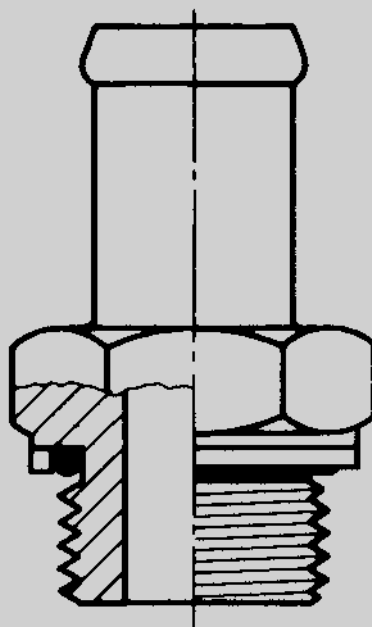
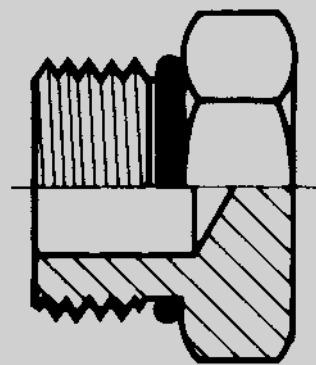
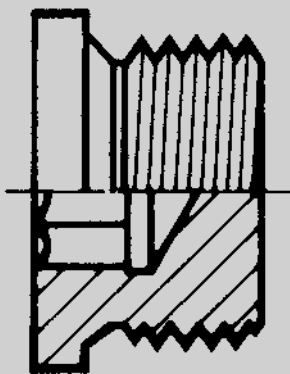
Flangia 90° interasse metrico
 4 fori per viti maggiorate
 con sede a saldare
 90° Braze or weld-on
 4 bolts metric
 flange heavy screw

SEDI PAG.42 / PORTS PAG.42



DN	RIFERIMENTO REFERENCE	F	T	I	A	C
SIZE						
12	A407191/1212	12	27	13	30	8,5
12	A407191/1214	14	27	13	30	8,5
12	A407191/1216	16	27	13	30	8,5
15	A407191/1514	14	30	14	35	8,5
15	A407191/1516	16	30	14	35	8,5
15	A407191/1518	18	30	14	35	8,5
20	A407191/2018	18	32	17	40	8,5
20	A407191/2020	20	32	17	40	8,5
20	A407191/2022	22	32	17	40	8,5
20	A407191/2025	25	32	17	40	8,5
25	A407191/2525	25	40	22	51	11
25	A407191/2530	30	40	22	51	11
25	A407191/2532	32	40	22	51	11
32	A407191/3232	32	45	25	62	13
32	A407191/3235	35	45	25	62	13
32	A407191/3240	40	45	25	62	13
40	A407191/4042	42	50	28	72,5	13
40	A407191/4045	45	50	28	72,5	13

6° PARTE / PART 6

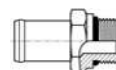
RACCORDI PORTAGOMMA – ORIENTABILI E TAPPI
PUSH-ON HOSE – ADJUSTABLE CONNECTORS AND PLUGS

INDICE FIGURATIVO

VISUAL INDEX

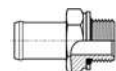
447 302093

Terminale diritto
portagomma - SAE UNF-UN
per sedi ISO 11926
*Connector barb hose - male
SAE UNF-UN with O.R.
ISO 11926 ports*



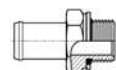
447 302103

Terminale diritto
portagomma - GAS cil. (BSPP)
con O.R. e rondella
per sedi ISO 1179
*Connector barb hose - male
BSPP with O.R. and retaining ring
ISO 1179 ports*



448 302213

Terminale diritto
portagomma - Metrico cil.
con O.R. e rondella
per sedi ISO 9974
*Connector barb hose - male
Metric with O.R. and retaining ring
ISO 9974 ports*



448 302224

Terminale diritto
portagomma - Metrico cil.
con O.R. per sedi ISO 6149
*Connector barb hose - male
Metric with O.R. ISO 6149 ports*



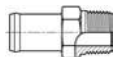
449 302114

Terminale diritto
portagomma - NPTF
per sedi SAE 476
*Connector barb hose - NPTF
taper SAE 476 ports*




449 302125

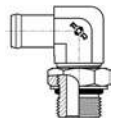
Terminale diritto portagomma - GAS conico (BSPT) per sedi ISO 7
Connector barb hose - male BSPT taper ISO 7 ports


450 305040

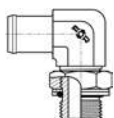
Terminale orientabile 45° portagomma - GAS cil. (BSPP) con O.R. e rondella per sedi ISO 1179
45° (ADJ) elbow hose barb - male BSPP with O.R. and retaining ring ISO 1179 ports


450 307042

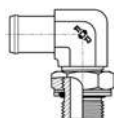
Terminale orientabile 90° portagomma - SAE UNF-UN per sedi ISO 11926
90° (ADJ) elbow hose barb - male SAE UNF-UN with O.R. ISO 11926 ports


451 307053

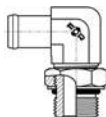
Terminale orientabile 90° portagomma - GAS cil. (BSPP) con O.R. e rondella per sedi ISO 1179
90° (ADJ) elbow hose barb - male BSPP with O.R. and retaining ring ISO 1179 ports


452 307129

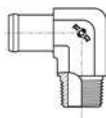
Terminale orientabile 90° portagomma - Metrico cil. con O.R. e rondella per sedi ISO 9974
90° (ADJ) elbow hose barb - male Metric with O.R. and retaining ring ISO 9974 ports


452 307152

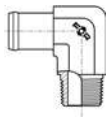
Terminale orientabile 90° portagomma - Metrico cil. con O.R. per sedi ISO 6149
90° (ADJ) elbow hose barb - male Metric with O.R. ISO 6149 ports


453 307064

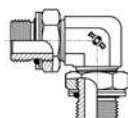
Terminale 90° portagomma - NPTF per sedi SAE 476
90° elbow hose barb - NPTF taper SAE 476 ports


453 307075

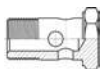
Terminale 90° portagomma - GAS conico (BSPT) per sedi ISO 7
90° elbow hose barb - BSPT taper ISO 7 ports


454 307031

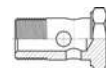
Raccordi di estremità a 90° orientabili GAS cil (BSPP) con O.R. e rondella per sedi ISO 1179
90° (ADJ) elbow male BSPP with O.R. and retaining ring ISO 1179 ports


454 301108

Vite forata BSP
BSP bolt


455 301119

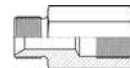
Vite forata Metrica
Metric bolt


455 302334

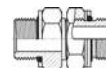
Riduzione maschio Gas cil. (BSPP) con tenuta ad elastomero per sedi ISO 9974 - femmina BSPP
BSP adapter male with elastomer seal ISO 9974 ports - female BSPP


456 301120

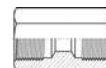
Prolunga femmina fissa BSP - maschio BSP 60° con sede bonded
Extended straight adapter BSP port - BSP 60° cone for bonded seal


457 302356

Dritto GAS cilind. (BSPP) con O.R. e rondella per sedi ISO 1179 - orientabile GAS cilind. (BSPP) con O.R. e rondella per sedi ISO 1179
BSP adapter male with O.R.+ retaining ring ISO 1179 - male adjustable BSP with O.R. + retaining ring ISO 1179 ports

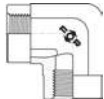

457 302367

Giunzione diritta femmine GAS cilind. (BSPP)
Union straight female port BSP

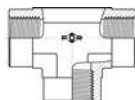


INDICE FIGURATIVO
VISUAL INDEX

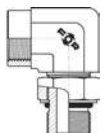
458 307185
 Terminale 90°
 femmine GAS cilind. (BSPP)
 90° Elbow
 BSPP female ports



458 311057
 Giunzione a "T"
 femmine GAS cilind. (BSPP)
 Union tee
 female BSPP ports



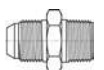
459 307163
 Terminale orientabile 90°
 femmina SAE UNF-UN - SAE UNF-UN
 per sedi ISO 11926
 90° (Adj) elbow female
 SAE UNF-UN - male SAE UNF-UN
 with O.R. ISO 11926 ports



460 307174
 Prolunga orientabile 90°
 femmina SAE UNF-UN - SAE
 UNF-UN per sedi ISO 11926
 90° (Adj) long elbow female
 SAE UNF-UN - male SAE UNF-UN
 with O.R. ISO 11926 ports



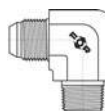
460 302378
 Diritto maschio
 JIS 60° - Gas conico (BSPT)
 per sedi ISO 7
 Straight connector
 JIS male 60° cone - male BSPT
 taper ISO 7 ports



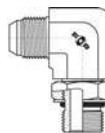
461 302389
 Diritto maschio
 JIS 60° - GAS cil. (JIS)
 con O.R. per sedi JIS 2351
 Straight connector
 JIS male 60° cone - male JIS
 with O.R. JIS 2351 ports



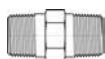
461 307196
 Terminale 90° maschio
 JIS 60° - Gas conico (BSPT)
 per sedi ISO 7
 90° Elbow male
 JIS 60° cone - male BSPT
 taper ISO 7 ports



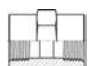
462 307206
 Terminale orientabile 90° maschio
 JIS 60° - GAS cil. (JIS)
 con O.R. per sedi JIS 2351
 90° (Adj) elbow male
 JIS 60° cone - male JIS
 with O.R. JIS 2351 ports



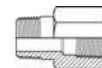
462 302060
 Giunzione diretta maschi
 NPTF per sedi SAE 476
 Union male NPTF
 taper SAE 476 ports



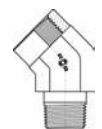
463 302048
 Giunzione diretta
 femmine NPTF
 Union straight
 NPTF female



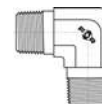
464 302059
 Giunzione diretta femmina
 NPTF - maschio NPTF
 per sedi SAE 476
 NPTF union straight
 female - male
 taper SAE 476 ports



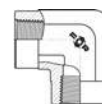
465 305017
 Giunzione 45° femmina
 NPTF - maschio NPTF
 per sedi SAE 476
 45° Elbow female
 NPTF - male NPTF
 taper SAE 476 ports



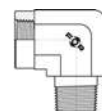
465 307020
 Giunzione 90° maschi
 NPTF per sedi SAE 476
 90° Elbow male
 NPTF taper SAE 476 ports



466 307008
 Giunzione 90°
 femmine NPTF
 90° Elbow with boths
 NPTF female



466 307019
 Giunzione 90° femmina
 NPTF - maschio NPTF
 per sedi SAE 476
 90° Elbow
 NPTF female - male NPTF
 taper SAE 476 ports





467 311024

Giunzione a "T" maschi
NPTF per sedi SAE 476
*Union tee male NPTF
taper SAE 476 ports.*



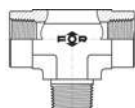
467 311002

Giunzione a "T"
femmine NPTF
*Union tee
female NPTF taper*



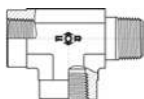
468 311013

Giunzione a "T" femmine
NPTF - maschio NPTF
per sedi SAE 476
*Branch tee female
NPTF - male NPTF
taper SAE 476 ports*



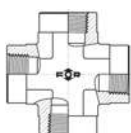
468 313005

Giunzione a "L" femmine
NPTF - maschio NPTF
per sedi SAE 476
*Run tee female
NPTF- male NPTF
taper SAE 476 ports*



469 315007

Giunzione a croce
femmine NPTF
*Cross union
female NPTF taper*



469 301010

Tappo GAS (BSPP)
con testa esagonale
BSPP ext. hex plug



470 301021

Tappo Metrico cil.
con cava esagonale
Metric ext. hex plug



470 301142

Tappo NPTF
con testa esagonale
per sedi SAE 476
*NPTF hex head
plug SAE 476 ports*



471 301043

Tappo GAS (BSPP)
con cava esagonale
BSPP int. hex plug



471 301054

Tappo Metrico cil.
con cava esagonale
Metric int. hex plug



472 301065

Tappo GAS conico (BSPT)
con cava esagonale
per sedi ISO 7
*BSPT taper int.
hex plug ISO 7 ports*



472 301076

Tappo Metrico conico
con cava esagonale
Metric taper int. hex plug



473 301296

Tappo NPTF
con cava esagonale
per sedi SAE 476
*NPTF hollow hex plug
SAE 476 ports*



473 301009

Tappo SAE UNF-UN
con testa esagonale
per sedi ISO 11926
*SAE UNF-UN ext. hex plug
with O.R. ISO 11926 ports*



474 301263

Tappo GAS cil. (BSPP)
testa esagonale
con O.R. e rondella
per sedi ISO 1179
*BSPP ext. hex plug
with O.R. and retaining ring
ISO 1179 ports*



INDICE FIGURATIVO
VISUAL INDEX

474 301306
Tappo GAS cil. (JIS)
testa esagonale
con O.R. per sedi JIS 2351
*BSPP ext. hex plug
with O.R. JIS 2351 ports*



475 301274
Tappo Metrico cil.
testa esagonale
con O.R. e rondella
per sedi ISO 9974
*Metric ext. hex plug
with O.R. and retaining ring
ISO 9974 ports*



475 301207
Tappo Metrico cil.
testa esagonale
con O.R. per sedi ISO 6149
*Metric ext. hex plug
with O.R. ISO 6149 ports*



476 301032
Tappo SAE UNF-UN
con cava esagonale
per sedi ISO 11926
*SAE UNF-UN int. hex plug
ISO 11926 ports*



476 301218
Tappo Metrico cil.
cava esagonale con O.R.
per sedi ISO 6149
*Metric int. hex plug
with O.R. ISO 6149 ports*



477 301229
Tappo GAS cil. (BSPP)
cava esagonale
con tenuta ad elastomero
per sedi ISO 1179
*BSPP int. hex plug
with elastomer seal
ISO 1179 ports*



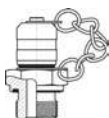
477 301230
Tappo Metrico cil.
cava esagonale
con tenuta ad elastomero
per sedi ISO 9974
*Metric int. hex plug
with elastomer seal
ISO 9974 ports*



478 301317
Tappo GAS cil.
cava esagonale
con tenuta ad elastomero
per sedi ISO 1179 e magnete
*Magnet plug BSP
hollow hex with elastomer
seal ISO 1179 ports*



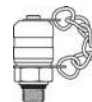
478 302257
Miniprese di pressione
M16x2 con attacco Gas cil. (BSPP)
con tenuta ad elastomero
per sedi ISO 1179
*Pressure test M16x2 - male BSP
with elastomer seal
ISO 1179 ports*



479 302268
Miniprese di pressione
M16x2 con attacco Metrico cil.
con tenuta ad elastomero
per sedi ISO 9974
*Pressure test
M16x2 - male Metric with elastomer
seal ISO 9974 ports*



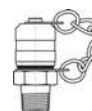
479 302279
Miniprese di pressione
M16x2 con attacco Metrico cil.
Con O.R. per sedi ISO 6149
*Pressure test
M16x2 - male Metric
with O.R. ISO 6149 ports*



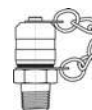
480 302280
Miniprese di pressione
M16x2 con attacco SAE UNF-UN
per sedi ISO 11926
*Pressure test
M16x2 - male SAE UNF-UN
ISO 11926 ports*



480 302291
Miniprese di pressione
M16x2 con attacco Gas conico (BSPT)
per sedi ISO 7
*Pressure test
M16x2 - male BSPT
taper ISO 7 ports*

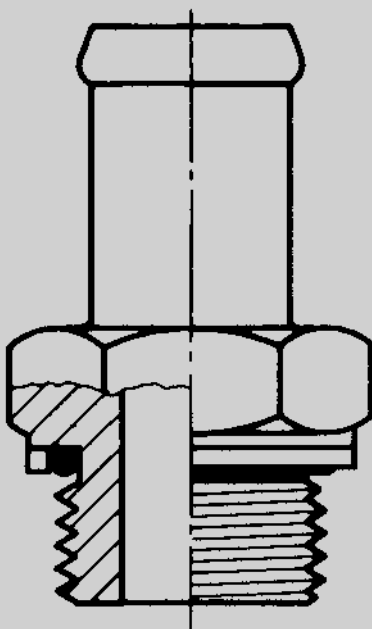
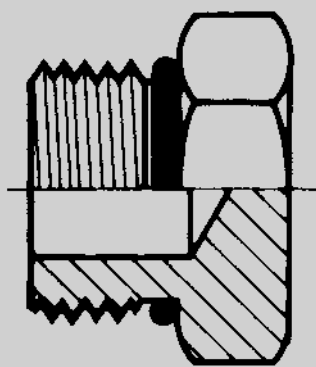
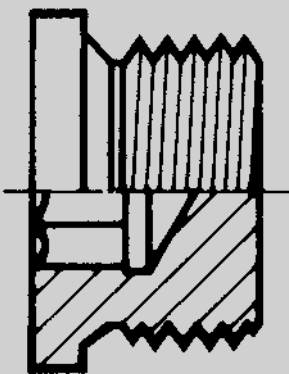


481 302301
Miniprese di pressione
M16x2 con attacco NPTF
per sedi SAE 476
*Pressure test
M16x2 - male NPTF
taper SAE 476 ports*



481 302345
Miniprese di pressione
M16x2 con attacco GAS cil. (JIS)
con O.R. per sedi JIS 2351
*Pressure test
M16x2 - male JIS
with O.R. JIS 2351 ports*







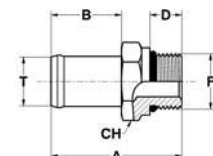


T	RIFERIMENTO REFERENCE	F	A	B	D	CH
MM.		UNF-UN				
06	A302093/0611	7/16-20	35	18	9	14
08	A302093/0812	1/2-20	35	18	9	16
10	A302093/1014	9/16-18	37	18	10	19
10	A302093/1019	3/4-16	38,5	18	11	22
12	A302093/1219	3/4-16	40,5	19,5	11	22
16	A302093/1619	3/4-16	40,5	19,5	11	22
18	A302093/1822	7/8-14	50	26	13	27
20	A302093/2019	3/4-16	48,5	28	11	22
20	A302093/2027	1" 1/16-12	55	28	15	32
25	A302093/2527	1" 1/16-12	57	30	15	32
25	A302093/2533	1" 5/16-12	57	30	15	38
32	A302093/3233	1" 5/16-12	57	30	15	38
32	A302093/3241	1" 5/8-12	60	30	15	48
38	A302093/3848	1" 7/8-12	64	32	15	55
32	SA302093/3227	1" 1/16-12	65	37	15	35

302093

Terminale dritto
portagomma - SAE UNF-UN
per sedi ISO 11926
Connector barb hose - male
SAE UNF-UN with O.R.
ISO 11926 ports

SEDI PAG.30 / PORTS PAG.30

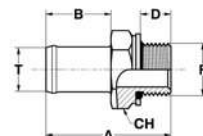


T	RIFERIMENTO REFERENCE	F	A	B	D	CH
MM.		GAS CIL.BSPP				
12	A302103/1213	1/4	40	19,5	10	19
15	A302103/1517	3/8	41	20,5	10	24
18	A302103/1821	1/2	50	26	12	27
20	A302103/2026	3/4	56	28	14	36
25	A302103/2533	1"	60	29,5	15,5	41
32	A302103/3242	1" 1/4	64	30	17,5	50
38	A302103/3848	1" 1/2	70	32	19,5	55
14	SA302103/1417	3/8	41	20,5	10	24
15	SA302103/1521	1/2	45	21	12	27
15	SA302103/1526	3/4	48,5	20,5	14	36
19	SA302103/1921	1/2	50	26	12	27
19	SA302103/1926	3/4	56	28	14	36
20	SA302103/2021	1/2	52	28	12	27
25	SA302103/2521	1/2	53,5	29,5	12	27
25	SA302103/2526	3/4	57,5	29,5	14	36
30	SA302103/3026	3/4	58	30	14	36
30	SA302103/3033	1"	60,5	30	15,5	41
32	SA302103/3233	1"	60,5	30	15,5	41
35	SA302103/3526	3/4	68,5	40	14	38
38	SA302103/3842	1" 1/4	64	30	17,5	50
40	SA302103/4042	1" 1/4	70	36	17,5	50
45	SA302103/4542	1" 1/4	74	40	17,5	50
45	SA302103/4548	1" 1/2	76	40	19,5	60
50	SA302103/5048	1" 1/2	100	60	19,5	55

302103

Terminale dritto
portagomma - GAS cil. (BSPP)
con O.R. e rondella
per sedi ISO 1179
Connector barb hose - male
BSPP with O.R. and retaining ring
ISO 1179 ports

SEDI PAG.32 / PORTS PAG.32



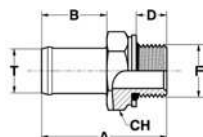
**RACCORDI PORTAGOMMA
ORIENTABILI E TAPPI**

**PUSH-ON HOSE ADJUSTABLE
CONNECTORS AND PLUGS**

302213

Terminale diritto portagomma - Metrico cil. con O.R. e rondella per sedi ISO 9974
Connector barb hose - male Metric with O.R. and retaining ring ISO 9974 ports

SEDI PAG.32 / PORTS PAG.32

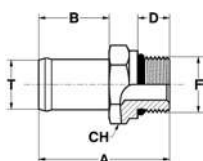


T	RIFERIMENTO REFERENCE	F	A	B	D	CH
MM.		METRICO METRIC				
08	A302213/0812	12x1,5	37	18	9,5	17
10	A302213/1014	14x1,5	38	18	9,5	19
10	A302213/1018	18x1,5	42	18	12,5	24
14	A302213/1418	18x1,5	44	20,5	12,5	24
15	A302213/1516	16x1,5	41,5	20,5	11	22
16	A302213/1616	16x1,5	44,5	22	11	22
16	A302213/1618	18x1,5	46	22	12,5	24
18	A302213/1816	16x1,5	48	26	11	22
18	A302213/1818	18x1,5	49,5	26	12,5	24
19	A302213/1918	18x1,5	49,5	26	12,5	24
20	A302213/2027	27x2	58	28	16,5	32
25	A302213/2526	26x1,5	57,5	29,5	14	36
25	A302213/2533	33x2	60	29,5	16,5	41
32	A302213/3242	42x2	63	30	17	50
38	A302213/3848	48x2	70	34	19,5	55
26	SA302213/2616	16x1,5	52,5	30	11	27
30	SA302213/3033	33x2	61	30	16,5	41
40	SA302213/4048	48x2	72	36	19,5	55
50	SA302213/5048	48x2	81	45	19,5	55

302224

Terminale diritto portagomma - Metrico cil. con O.R. per sedi ISO 6149
Connector barb hose - male Metric with O.R. ISO 6149 ports

SEDI PAG.30 / PORTS PAG.30



T	RIFERIMENTO REFERENCE	F	A	B	D	CH
MM.		METRICO METRIC				
08	A302224/0812	12x1,5	37	18	11	17
10	A302224/1014	14x1,5	38	18	11	19
10	A302224/1018	18x1,5	42	18	14	24
14	A302224/1418	18x1,5	44	20,5	14	24
15	A302224/1516	16x1,5	41,5	20,5	12,5	22
16	A302224/1616	16x1,5	44,5	22	12,5	22
16	A302224/1618	18x1,5	46	22	14	24
18	A302224/1816	16x1,5	48	26	12,5	22
18	A302224/1818	18x1,5	49,5	26	14	24
19	A302224/1918	18x1,5	49,5	26	14	24
20	A302224/2027	27x2	58	28	18,5	32
25	A302224/2533	33x2	60	29,5	18,5	41
32	A302224/3242	42x2	63	30	19	50
38	A302224/3848	48x2	70	34	21,5	55
26	SA302224/2616	16x1,5	52,5	30	12,5	27
30	SA302224/3033	33x2	61	30	18,5	41
40	SA302224/4048	48x2	72	36	21,5	55
50	SA302224/5048	48x2	81	45	21,5	55

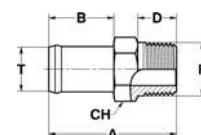


T	RIFERIMENTO REFERENCE	F	A	B	D	CH
MM.		NPTF				
06	A302114/0610	1/8	30,5	15	10	12
06	A302114/0613	1/4	36	15	14,5	14
08	A302114/0810	1/8	35	18	10	13
08	A302114/0813	1/4	39	18	14,5	14
10	A302114/1013	1/4	40	18	14,5	14
10	A302114/1017	3/8	40	18	14,5	19
10	A302114/1021	1/2	42	14	19	22
12	A302114/1210	1/8	36	19,5	10	14
12	A302114/1213	1/4	41	19,5	14,5	14
14	A302114/1421	1/2	48	20	19	22
16	A302114/1621	1/2	50,5	22	19	22
20	A302114/2021	1/2	56	28	19	24
20	A302114/2026	3/4	57	28	19	27
25	A302114/2521	1/2	58	29,5	19	30
25	A302114/2533	1"	65	29,5	24	35
26	A302114/2626	3/4	60	30	19	30
32	A302114/3242	1" 1/4	67,5	30	24,5	46
38	A302114/3848	1" 1/2	80	40	25	50
40	A302114/4042	1" 1/4	78,5	40	24,5	46
40	A302114/4048	1" 1/2	80	40	25	50
50	A302114/5060	2"	92	50	26	65

302114

Terminale dritto
portagomma - NPTF
per sedi SAE 476
Connector barb hose - NPTF
taper SAE 476 ports

SEDI PAG.35 / PORTS PAG.35

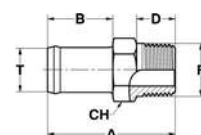


T	RIFERIMENTO REFERENCE	F	A	B	D	CH
MM.		GAS CON.BSPT				
12	A302125/1213	1/4	39	19,5	12	17
14	A302125/1417	3/8	42,5	20,5	13,5	19
15	A302125/1517	3/8	41,5	20,5	13,5	19
18	A302125/1821	1/2	51	26	15,5	22
20	A302125/2026	3/4	55,5	28	16	30
25	A302125/2533	1"	59	29,5	19	36
32	A302125/3242	1" 1/4	64	30	21,5	46
38	A302125/3848	1" 1/2	67	32	20	50
06	SA302125/0610	1/8	27	12	9	13
15	SA302125/1521	1/2	45,5	20,5	15,5	22
16	SA302125/1617	3/8	41,5	22	13,5	19
17	SA302125/1717	3/8	41,5	22	13,5	19

302125

Terminale dritto
portagomma - GAS conico (BSPT)
per sedi ISO 7
Connector barb hose - male BSPT
taper ISO 7 ports

SEDI PAG.35 / PORTS PAG.35



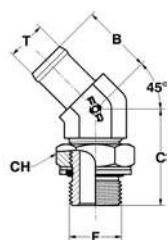
**RACCORDI PORTAGOMMA
ORIENTABILI E TAPPI**

**PUSH-ON HOSE ADJUSTABLE
CONNECTORS AND PLUGS**

305040

Terminale orientabile 45°
portagomma - GAS cil. (BSPP)
con O.R. e rondella
per sedi ISO 1179
45° (ADJ) elbow
hose barb - male BSPP
with O.R. and retaining ring
ISO 1179 ports

SEDI PAG.32 / PORTS PAG.32

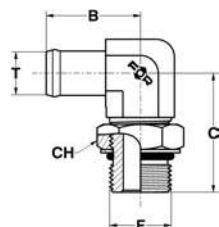


T	RIFERIMENTO REFERENCE	F	B	C	CH
MM.		GAS CIL.BSPP			
12	A305040/1213	1/4	21	29	19
15	A305040/1517	3/8	26	33	24
16	A305040/1621	1/2	28	38,5	27
18	A305040/1821	1/2	28	38,5	27
20	A305040/2026	3/4	32,5	44	36
25	A305040/2533	1"	37	47	41
32	A305040/3242	1" 1/4	40,5	48,5	50
38	A305040/3848	1" 1/2	45	48,5	60
25	SA305040/2526	3/4	32,5	44	36
30	SA305040/3026	3/4	37	47	36
30	SA305040/3033	1"	37	47	41
30	SA305040/3042	1" 1/4	40,5	48,5	50
38	SA305040/3833	1"	40,5	47,5	41
38	SA305040/3842	1" 1/4	40,5	48,5	50
42	SA305040/4242	1" 1/4	41	48,5	50
42	SA305040/4248	1" 1/2	45	48,5	60

307042

Terminale orientabile 90°
portagomma - SAE UNF-UN
per sedi ISO 11926
90° (ADJ) elbow
hose barb - male SAE UNF-UN
with O.R. ISO 11926 ports

SEDI PAG.30 / PORTS PAG.30



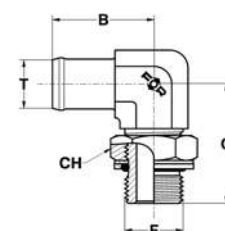
T	RIFERIMENTO REFERENCE	F	B	C	CH
MM.		UNF-UN			
06	A307042/0611	7/16-20	26	27,5	14
08	A307042/0812	1/2-20	28	35	16
10	A307042/1014	9/16-18	27	31,5	17
12	A307042/1214	9/16-18	27	31,5	17
15	A307042/1519	3/4-16	31,5	36,5	22
16	A307042/1619	3/4-16	31,5	36,5	22
16	A307042/1622	7/8-14	34	43	27
18	A307042/1822	7/8-14	34	43	27
25	A307042/2533	1" 5/16-12	46	52	38
32	A307042/3241	1" 5/8-12	46	52	50
38	A307042/3848	1" 7/8-12	56	61	55



307053

Terminale orientabile 90°
portagomma - GAS cil. (BSPP)
con O.R. e rondella
per sedi ISO 1179
90° (AD) elbow
hose barb - male BSPP
with O.R. and retaining ring
ISO 1179 ports

SEDI PAG.32 / PORTS PAG.32



T	RIFERIMENTO REFERENCE	F	B	C	CH
MM.		GAS CIL. BSPP			
08	A307053/0813	1/4	27	31,5	19
12	A307053/1213	1/4	27	31,5	19
15	A307053/1517	3/8	31,5	36,5	24
18	A307053/1821	1/2	36,5	43	27
20	A307053/2026	3/4	42	49	36
25	A307053/2533	1"	46	52	41
32	A307053/3242	1"1/4	52	57	50
38	A307053/3848	1"1/2	59	61	60
08	SA307053/0817	3/8	31	36,5	24
08	SA307053/0821	1/2	36,5	43	27
10	SA307053/1013	1/4	27	31,5	19
10	SA307053/1017	3/8	30,5	36,5	24
12	SA307053/1217	3/8	31,5	36,5	24
12	SA307053/1221	1/2	36,5	43	27
13	SA307053/1313	1/4	27	31,5	19
15	SA307053/1521	1/2	36,5	43	27
15	SA307053/1526	3/4	42	49	36
16	SA307053/1617	3/8	31,5	36,5	24
16	SA307053/1621	1/2	34	43	27
16	SA307053/1633	1"	46	52	41
18	SA307053/1817	3/8	31,5	40	24
19	SA307053/1933	1"	46	52	41
20	SA307053/2021	1/2	36,5	43	27
25	SA307053/2521	1/2	42	45	27
25	SA307053/2526	3/4	42	49	36
25	SA307053/2542	1"1/4	52	57	50
30	SA307053/3026	3/4	45	50,5	36
30	SA307053/3033	1"	46	52	41
32	SA307053/3233	1"	47	52	41
38	SA307053/3833	1"	52	56	41
38	SA307053/3842	1"1/4	52	57	50
40	SA307053/4042	1"1/4	52	57	50
42	SA307053/4242	1"1/4	52	57	50
42	SA307053/4248	1"1/2	59	61	60
50	SA307053/5048	1"1/2	67	60,5	60

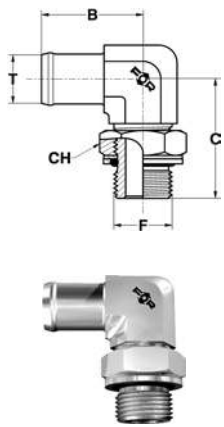
**RACCORDI PORTAGOMMA
ORIENTABILI E TAPPI**

**PUSH-ON HOSE ADJUSTABLE
CONNECTORS AND PLUGS**

307129

Terminale orientabile 90°
portagomma - Metrico cil.
con O.R. e rondella
per sedi ISO 9974
90° (ADJ) elbow
hose barb - male Metric
with O.R. and retaining ring
ISO 9974 ports

SEDI PAG.32 / PORTS PAG.32

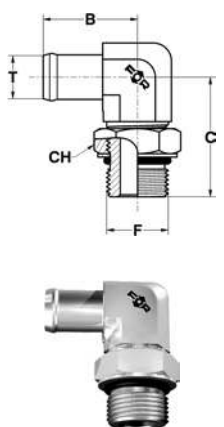


T	RIFERIMENTO REFERENCE	F	B	C	CH
MM.		METRICO METRIC			
08	A307129/0812	12x1,5	27	31,5	17
10	A307129/1010	10x1	27	27,5	14
10	A307129/1014	14x1,5	27	31,5	19
10	A307129/1018	18x1,5	31,5	39	24
12	A307129/1216	16x1,5	31,5	36,5	22
15	A307129/1518	18x1,5	31,5	39,5	24
16	A307129/1614	14x1,5	31,5	38	19
16	A307129/1618	18x1,5	31,5	40,5	24
16	A307129/1622	22x1,5	36,5	43	27
20	A307129/2022	22x1,5	36,5	43	27
20	A307129/2026	26x1,5	42	51	36
20	A307129/2027	27x2	42	51,5	32
25	A307129/2533	33x2	46	55	41
30	A307129/3033	33x2	46	55	41
32	A307129/3233	33x2	46	55	41
32	A307129/3242	42x2	52	60	50
19	SA307129/1918	18x1,5	31,5	40,5	24
40	SA307129/4042	42x2	52	60	50

307152

Terminale orientabile 90°
portagomma - Metrico cil.
con O.R. per sedi ISO 6149
90° (ADJ) elbow
hose barb - male Metric
with O.R. ISO 6149 ports

SEDI PAG.30 / PORTS PAG.30



T	RIFERIMENTO REFERENCE	F	B	C	CH
MM.		METRICO METRIC			
08	A307152/0812	12x1,5	27	31,5	17
10	A307152/1010	10x1	27	27,5	14
10	A307152/1014	14x1,5	27	31,5	19
10	A307152/1018	18x1,5	31,5	39	24
12	A307152/1216	16x1,5	31,5	36,5	22
15	A307152/1518	18x1,5	31,5	39,5	24
16	A307152/1614	14x1,5	31,5	38	19
16	A307152/1618	18x1,5	31,5	40,5	24
16	A307152/1622	22x1,5	36,5	43	27
20	A307152/2022	22x1,5	36,5	43	27
20	A307152/2027	27x2	42	51,5	32
25	A307152/2533	33x2	46	55	41
30	A307152/3033	33x2	46	55	41
32	A307152/3233	33x2	46	55	41
32	A307152/3242	42x2	52	60	50
19	SA307152/1918	18x1,5	31,5	40,5	24
40	SA307152/4042	42x2	52	60	50

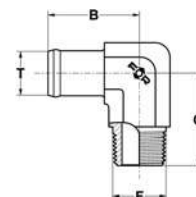


T	RIFERIMENTO REFERENCE	F	B	C
MM.		NPTF		
10	A307064/1013	1/4	27	27,5
12	A307064/1217	3/8	31,5	31
15	A307064/1517	3/8	31,5	31
15	A307064/1521	1/2	36,5	37
18	A307064/1821	1/2	36,5	37
20	A307064/2026	3/4	42	33
25	A307064/2533	1"	46	50
32	A307064/3242	1"1/4	52	60
38	A307064/3848	1"1/2	59	67
25	SA307064/2526	3/4	42	40

307064

Terminale 90°
portagomma - NPTF
per sedi SAE 476
90° elbow
hose barb - NPTF
taper SAE 476 ports

SEDI PAG.35 / PORTS PAG.35

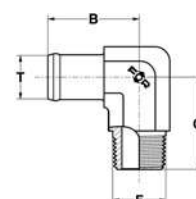


T	RIFERIMENTO REFERENCE	F	B	C
MM.		GAS CON.BSPT		
10	A307075/1013	1/4	27	27,5
12	A307075/1217	3/8	31,5	31
15	A307075/1517	3/8	31,5	31
16	A307075/1621	1/2	36,5	37
18	A307075/1821	1/2	36,5	37
20	A307075/2026	3/4	42	40,5
25	A307075/2533	1"	46	50
32	A307075/3242	1"1/4	52	60
38	A307075/3848	1"1/2	59	67
08	SA307075/0813	1/4	27	27

307075

Terminale 90°
portagomma - GAS conico (BSPT)
per sedi ISO 7
90° elbow
hose barb - BSPT
taper ISO 7 ports

SEDI PAG.35 / PORTS PAG.35



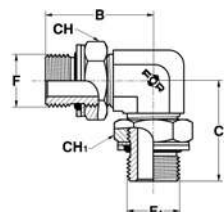
**RACCORDI PORTAGOMMA
ORIENTABILI E TAPPI**

**PUSH-ON HOSE ADJUSTABLE
CONNECTORS AND PLUGS**

307031

Raccordi di estremità a 90° orientabili GAS cil (BSPP) con O.R. e rondella per sedi ISO 1179
90° (AD) elbow male BSPP with O.R. and retaining ring ISO 1179 ports

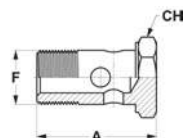
SEDI PAG.32 / PORTS PAG.32



RIFERIMENTO REFERENCE	F	F ₁	B	C	CH	CH ₁
A307031/13	1/4	1/4	28,5	31,5	19	19
A307031/17	3/8	3/8	35	36,5	24	24
A307031/21	1/2	1/2	43	40	27	27
A307031/23	5/8	5/8	45	45	30	30
A307031/26	3/4	3/4	46	49	36	36
A307031/33	1"	1"	48,5	52,5	41	41
A307031/42	1" 1/4	1" 1/4	55,5	61	50	50
A307031/48	1" 1/2	1" 1/2	59,5	67	60	60
SA307031/1713	3/8	1/4	36,5	34,5	24	19
SA307031/1721	3/8	1/2	40	43	24	27
SA307031/2126	1/2	3/4	45	50	27	36

301108

Vite forata BSP
BSP bolt



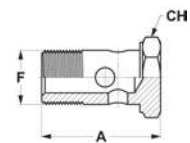
RIFERIMENTO REFERENCE	F	A	CH
A301108/10	G 1/8 A	24	14
A301108/13	G 1/4 A	32	19
A301108/17	G 3/8 A	38	22
A301108/21	G 1/2 A	46	27
A301108/23	G 5/8 A	50	30
A301108/26	G 3/4 A	56	32
A301108/33	G 1" A	70	41



RIFERIMENTO REFERENCE	F	A	CH
A301119/08	M8x1	21	12
A301119/10	M10x1	24	14
A301119/12	M12x1,5	28	17
A301119/14	M14x1,5	32	19
A301119/16	M16x1,5	38	22
A301119/18	M18x1,5	44	24
A301119/20	M20x1,5	45	27
A301119/22	M22x1,5	46	27
A301119/24	M24x1,5	50	30
A301119/26	M26x1,5	56	32

301119

Vite forata Metrica
Metric bolt

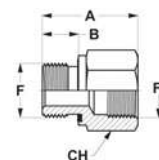


RIFERIMENTO REFERENCE	F	F ₁	A	B	CH
A302334/1013	1/8	1/4	31	8	19
A302334/1017	1/8	3/8	32	8	24
A302334/1310	1/4	1/8	29	12	19
A302334/1317	1/4	3/8	34	12	24
A302334/1326	1/4	3/4	43	12	36
A302334/1710	3/8	1/8	22,5	12	22
A302334/1713	3/8	1/4	36	12	22
A302334/1721	3/8	1/2	41	12	30
A302334/2110	1/2	1/8	24	14	27
A302334/2113	1/2	1/4	24	14	27
A302334/2117	1/2	3/8	37	14	27
A302334/2126	1/2	3/4	46	14	36
A302334/2133	1/2	1"	49	14	41
A302334/2617	3/4	3/8	26	16	32
A302334/2621	3/4	1/2	43	16	32
A302334/2633	3/4	1"	51	16	41
A302334/3313	1"	1/4	29	18	41
A302334/3317	1"	3/8	29	18	41
A302334/3321	1"	1/2	29	18	41
A302334/3326	1"	3/4	49	18	41
A302334/4226	1" 1/4	3/4	32	20	50
A302334/4233	1" 1/4	1"	53	20	50
A302334/4248	1" 1/4	1" 1/2	60	20	60
A302334/4842	1" 1/2	1" 1/4	58	22	55
A302334/6026	2"	3/4	64	24	75
A302334/6033	2"	1"	64	24	75
A302334/6042	2"	1" 1/4	64	24	75
A302334/6048	2"	1" 1/2	64	24	75

302334

Riduzione maschio
Gas cil. (BSPP) con tenuta ad
elastomero
per sedi ISO 9974 - femmina BSPP
BSP adapter male
with elastomer seal
ISO 9974 ports - female BSPP

SEDI PAG.34 / PORTS PAG.34

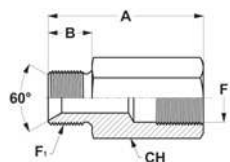


RACCORDI PORTAGOMMA ORIENTABILI E TAPPI

PUSH-ON HOSE ADJUSTABLE CONNECTORS AND PLUGS

301120

Prolunga femmina fissa
BSP - maschio BSP 60°
con sede bonded
*Extended straight adapter
BSP port - BSP 60° cone
for bonded seal*



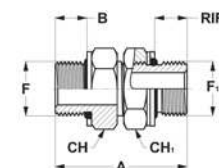
RIFERIMENTO REFERENCE	F	F ₁	A	B	CH
	GAS CIL.BSPP	GAS CIL.BSPP			
A301120/10	1/8	1/8	40	10	14
A301120/13	1/4	1/4	47	13	19
A301120/17	3/8	3/8	54	14	22
A301120/21	1/2	1/2	60	17	27
A301120/23	5/8	5/8	65	17	27
A301120/26	3/4	3/4	70	20	32
A301120/2621	3/4	1/2	43	17	32
A301120/33	1"	1"	90	22	41
SA301120/10X24	1/8	1/8	24	10	14
SA301120/10X28	1/8	1/8	28	10	14
SA301120/10X30	1/8	1/8	30	10	14
SA301120/10X52	1/8	1/8	52	10	14
SA301120/13X35	1/4	1/4	35	13	19
SA301120/13X38	1/4	1/4	38	13	19
SA301120/13X57	1/4	1/4	57	13	19
SA301120/13X63	1/4	1/4	63	13	19
SA301120/17X34	3/8	3/8	34	14	22
SA301120/17X40	3/8	3/8	40	14	22
SA301120/17X45	3/8	3/8	45	14	22
SA301120/17X48	3/8	3/8	48	14	22
SA301120/17X60	3/8	3/8	60	14	22
SA301120/17X65	3/8	3/8	65	14	22
SA301120/21X43	1/2	1/2	43	17	27
SA301120/21X49	1/2	1/2	49	17	27
SA301120/21X53	1/2	1/2	53	17	27
SA301120/21X74	1/2	1/2	74	17	27
SA301120/21X82	1/2	1/2	82	17	27
SA301120/26X51	3/4	3/4	51	20	32
SA301120/26X77	3/4	3/4	77	20	32
SA301120/33X57	1"	1"	57	22	41
SA301120/33X69	1"	1"	69	19	41



302356

RIFERIMENTO REFERENCE	F	F ₁	A	B	RIF	CH	CH ₁
A302356/1010	1/8	1/8	35	7	6,5	14	14
A302356/1313	1/4	1/4	42	10	9	19	19
A302356/1717	3/8	3/8	45	10	9,5	24	24
A302356/2121	1/2	1/2	51	12	11,5	27	27
A302356/2626	3/4	3/4	60	14	13,5	36	36
A302356/3333	1"	1"	63	15,5	15	41	41
A302356/4242	1" 1/4	1" 1/4	67	17,5	16	50	50
A302356/4848	1" 1/2	1" 1/2	70	19,5	16	60	60

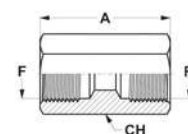
Diritto GAS cilind. (BSPP)
con O.R. e rondella per sedi
ISO 1179 - orientabile GAS
cilind. (BSPP) con O.R. e
rondella per sedi ISO 1179
*BSP adapter male with
O.R.+ retaining ring
ISO 1179 - male adjustable
BSP with O.R. + retaining
ring ISO 1179 ports*
SEDI PAG.32 / PORTS PAG.32



RIFERIMENTO REFERENCE	F	F ₁	A	CH
A302367/10	1/8	1/8	19	14
A302367/13	1/4	1/4	28	17
A302367/17	3/8	3/8	28	22
A302367/21	1/2	1/2	33	27
A302367/26	3/4	3/4	37	32
A302367/33	1"	1"	42	41
A302367/42	1" 1/4	1" 1/4	47	50
A302367/48	1" 1/2	1" 1/2	52	60
A302367/60	2"	2"	60	75

302367

Giunzione diritta
femmine GAS cilind. (BSPP)
*Union straight
female port BSP*

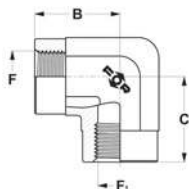


**RACCORDI PORTAGOMMA
ORIENTABILI E TAPPI**

**PUSH-ON HOSE ADJUSTABLE
CONNECTORS AND PLUGS**

307185

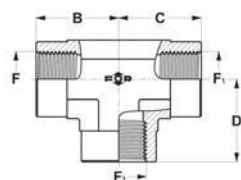
Terminale 90°
femmine GAS cilind. (BSPP)
*90° Elbow
BSPP female ports*



RIFERIMENTO REFERENCE	F GAS CIL.BSPP	F ₁ GAS CIL.BSPP	B	C
A307185/1010	1/8	1/8	17	17
A307185/1313	1/4	1/4	22	22
A307185/1717	3/8	3/8	26	26
A307185/2121	1/2	1/2	31	31
A307185/2626	3/4	3/4	35	35
A307185/3333	1"	1"	41	41
A307185/4242	1" 1/4	1" 1/4	43	43
A307185/4848	1" 1/2	1" 1/2	55	55

311057

Giunzione a "T"
femmine GAS cilind. (BSPP)
*Union tee
female BSPP ports*



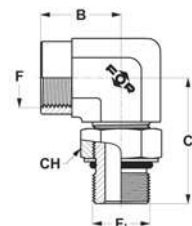
RIFERIMENTO REFERENCE	F GAS CIL.BSPP	F ₁ GAS CIL.BSPP	F ₂ GAS CIL.BSPP	B	C	D
A311057/10	1/8	1/8	1/8	17	17	17
A311057/13	1/4	1/4	1/4	22	22	22
A311057/17	3/8	3/8	3/8	26	26	26
A311057/21	1/2	1/2	1/2	31	31	31
A311057/26	3/4	3/4	3/4	40	40	40
A311057/33	1"	1"	1"	46	46	46
A311057/42	1" 1/4	1" 1/4	1" 1/4	50	50	50
A311057/48	1" 1/2	1" 1/2	1" 1/2	55	55	55



307163

Terminale orientabile 90°
femmina SAE UNF-UN -
maschio SAE UNF-UN
per sedi ISO 11926
90° (Adj) elbow female
SAE UNF-UN - male SAE UNF-UN
with O.R. ISO 11926 ports
SEDI PAG.30 / PORTS PAG.30

RIFERIMENTO REFERENCE	F	F ₁	B	C	CH
A307163/1111	UNF-UN 7/16-20	UNF-UN 7/16-20	26	33	16
A307163/1212	1/2-20	1/2-20	24	34	17
A307163/1414	9/16-18	9/16-18	28	40	19
A307163/1919	3/4-16	3/4-16	32	44	24
A307163/2222	7/8-14	7/8-14	36	51	27
A307163/2727	1" 1/16-12	1" 1/16-12	41	56	35
A307163/3030	1" 3/16-12	1" 3/16-12	42	55	35
A307163/3333	1" 5/16-12	1" 5/16-12	44	62	41
A307163/4141	1" 5/8-12	1" 5/8-12	48	65	50
A307163/1114	7/16-20	9/16-18	24	38	19



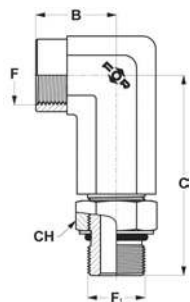
**RACCORDI PORTAGOMMA
ORIENTABILI E TAPPI**

**PUSH-ON HOSE ADJUSTABLE
CONNECTORS AND PLUGS**

307174

Prolunga orientabile 90°
femmina SAE UNF-UN - SAE
UNF-UN per sedi ISO 11926
90° (Adj) long elbow female
SAE UNF-UN - male SAE UNF-UN
with O.R. ISO 11926 ports

SEDI PAG.30 / PORTS PAG.30

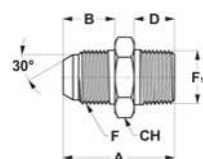


RIFERIMENTO REFERENCE	F	F ₁	B	C	CH
A307174/1111	UNF-UN 7/16-20	UNF-UN 7/16-20	24	50	16
A307174/1212	1/2-20	1/2-20	24	50	17
A307174/1414	9/16-18	9/16-18	28	60	19
A307174/1919	3/4-16	3/4-16	32	64	24
A307174/2222	7/8-14	7/8-14	36	68	27
A307174/2727	1" 1/16-12	1" 1/16-12	41	71	35
A307174/3030	1" 3/16-12	1" 3/16-12	42	82	35
A307174/3333	1" 5/16-12	1" 5/16-12	44	86	41
A307174/4141	1" 5/8-12	1" 5/8-12	48	96	50

302378

Diritto maschio
JIS 60° - Gas conico (BSPT)
per sedi ISO 7
Straight connector
JIS male 60° cone - male BSPT
taper ISO 7 ports

SEDI PAG.35 / PORTS PAG.35



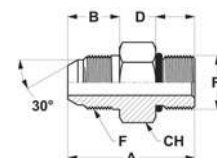
RIFERIMENTO REFERENCE	F	F ₁	A	B	D	CH
A302378/1010	GAS CIL.BSPP 1/8	GAS CON.BSPT 1/8	31	14	9	17
A302378/1313	1/4	1/4	37	16	13	19
A302378/1317	1/4	3/8	38	16	13,5	22
A302378/1713	3/8	1/4	40	17,5	13	22
A302378/1717	3/8	3/8	40	17,5	13,5	22
A302378/2117	1/2	3/8	43	20	13,5	27
A302378/2121	1/2	1/2	48	20	15,5	27
A302378/2626	3/4	3/4	53	23	17	36
A302378/3333	1"	1"	58	23,5	19,5	41



302389

RIFERIMENTO REFERENCE	F	F ₁	A	B	D	CH
	GAS CIL.BSPP	GAS CIL.JIS				
A302389/1010	1/8	1/8	31	14	9	17
A302389/1313	1/4	1/4	36	16	12	19
A302389/1317	1/4	3/8	37	16	12	22
A302389/1713	3/8	1/4	39	17,5	12	22
A302389/1717	3/8	3/8	39	17,5	12	22
A302389/2117	1/2	3/8	42	20	12	27
A302389/2121	1/2	1/2	49	20	16	27
A302389/2626	3/4	3/4	53	23	17	36
A302389/3333	1"	1"	58	23,5	20	41

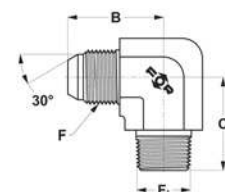
Diritto maschio
JIS 60° - GAS cil. (JIS)
con O.R. per sedi JIS 2351
Straight connector
JIS male 60° cone - male JIS
with O.R. JIS 2351 ports
SEDI PAG.31 / PORTS PAG.31



RIFERIMENTO REFERENCE	F	F ₁	B	C
	GAS CIL.BSPP	GAS CON.BSPT		
A307196/1010	1/8	1/8	23	20,5
A307196/1313	1/4	1/4	25	25
A307196/1717	3/8	3/8	29	30
A307196/2121	1/2	1/2	34	36
A307196/2626	3/4	3/4	38	43
A307196/3333	1"	1"	44	50

307196

Terminale 90° maschio
JIS 60° - Gas conico (BSPT)
per sedi ISO 7
90° Elbow male
JIS 60° cone - male BSPT
taper ISO 7 ports
SEDI PAG.35 / PORTS PAG.35



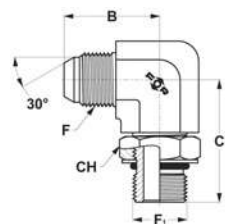
**RACCORDI PORTAGOMMA
ORIENTABILI E TAPPI**

**PUSH-ON HOSE ADJUSTABLE
CONNECTORS AND PLUGS**

307206

Terminale orientabile 90° maschio
JIS 60° - GAS cil. (JIS)
con O.R. per sedi JIS 2351
90° (Adj) elbow male
JIS 60° cone - male JIS
with O.R. JIS 2351 ports

SEDI PAG.31 / PORTS PAG.31

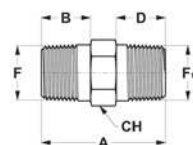


RIFERIMENTO REFERENCE	F <small>GAS CIL.BSPP</small>	F ₁ <small>GAS CIL.JIS</small>	B	C	CH
A307206/1010	1/8	1/8	23	26,5	14
A307206/1313	1/4	1/4	27	31,5	19
A307206/1717	3/8	3/8	31	36,5	22
A307206/2121	1/2	1/2	36	43	27
A307206/2626	3/4	3/4	42	49	36
A307206/3333	1"	1"	46	52,5	41

302060

Giunzione diretta maschi
NPTF per sedi SAE 476
Union male NPTF
taper SAE 476 ports

SEDI PAG.35 / PORTS PAG.35



RIFERIMENTO REFERENCE	F <small>NPTF</small>	F ₁ <small>NPTF</small>	A	B	D	CH
A302060/10	1/8	1/8	27	10	10	14
A302060/13	1/4	1/4	37	14,5	14,5	16
A302060/17	3/8	3/8	37	14,5	14,5	19
A302060/21	1/2	1/2	48	19	19	22
A302060/26	3/4	3/4	50	19	19	30
A302060/33	1"	1"	59,5	24	24	35
A302060/42	1" 1/4	1" 1/4	63	24,5	24,5	46
A302060/48	1" 1/2	1" 1/2	66,5	25,5	25,5	50
SA302060/1310	1/4	1/8	32	14,5	10	16
SA302060/1317	1/4	3/8	37	14,5	14,5	19
SA302060/1321	1/4	1/2	43	14,5	19	22
SA302060/1326	1/4	3/4	45	14,5	19	30
SA302060/1721	3/8	1/2	43	14,5	19	22
SA302060/2126	1/2	3/4	49	19	19	30
SA302060/2133	1/2	1"	54	19	24	35
SA302060/2633	3/4	1"	54,5	19	24	35
SA302060/2642	3/4	1" 1/4	57,5	19	24,5	46
SA302060/4233	1" 1/4	1"	62,5	24,5	24	46
SA302060/4248	1" 1/4	1" 1/2	65,5	24,5	25,5	50
SA302060/6042	2"	1" 1/4	67,5	26	24,5	65
SA302060/6048	2"	1" 1/2	68,5	26	25,5	65
SA302060/6060	2"	2"	72	26	26	65

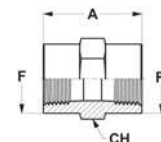
FOR S.P.A. - NORME E DIMENSIONI SOGGETTE A MODIFICHE SENZA PREAVVISO.
FOR S.P.A. - DESIGN DETAILS AND SPECIFICATIONS SUBJECT TO CHANGE WITHOUT PRIOR NOTICE.



RIFERIMENTO REFERENCE	F	F ₁	A	CH
	NPTF	NPTF		
A302048/10	1/8	1/8	19	16
A302048/13	1/4	1/4	29	19
A302048/17	3/8	3/8	29	22
A302048/21	1/2	1/2	38	27
A302048/26	3/4	3/4	39	35
A302048/33	1"	1"	48	41
A302048/42	1" 1/4	1" 1/4	49	50
A302048/48	1" 1/2	1" 1/2	49	60
A302048/60	2"	2"	70	75
SA302048/1713	3/8	1/4	29	22
SA302048/2113	1/2	1/4	35	27
SA302048/2117	1/2	3/8	35	27
SA302048/2613	3/4	1/4	39	35
SA302048/2617	3/4	3/8	39	35
SA302048/2621	3/4	1/2	29	35
SA302048/3321	1"	1/2	45	41
SA302048/3326	1"	3/4	45	41
SA302048/4233	1" 1/4	1"	49	50
SA302048/4842	1" 1/2	1" 1/4	49	60

302048

Giunzione diretta
femmine NPTF
*Union straight
NPTF female*



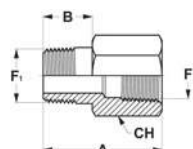
**RACCORDI PORTAGOMMA
ORIENTABILI E TAPPI**

**PUSH-ON HOSE ADJUSTABLE
CONNECTORS AND PLUGS**

302059

Giunzione diretta femmina
NPTF - maschio NPTF
per sedi SAE 476
NPTF union straight
female - male
taper SAE 476 ports

SEDI PAG.35 / PORTS PAG.35



RIFERIMENTO REFERENCE	F	F ₁	A	B	CH
A302059/1010	1/8	1/8	26	10	16
A302059/1310	1/4	1/8	30,5	10	19
A302059/1313	1/4	1/4	35,5	14,5	19
A302059/1317	1/4	3/8	21,5	14,5	19
A302059/1713	3/8	1/4	36,5	14,5	22
A302059/1717	3/8	3/8	36,5	14,5	22
A302059/1721	3/8	1/2	28	19	22
A302059/2117	1/2	3/8	42,5	14,5	27
A302059/2121	1/2	1/2	46	19	27
A302059/2126	1/2	3/4	29,5	19	30
A302059/2621	3/4	1/2	49	19	35
A302059/2626	3/4	3/4	49	19	36
A302059/2633	3/4	1"	34,5	24	35
A302059/3326	1"	3/4	55,5	19	41
A302059/3333	1"	1"	60	24	41
A302059/3342	1"	1" 1/4	37,5	24,5	46
A302059/4242	1" 1/4	1" 1/4	63	24,5	50
A302059/4848	1" 1/2	1" 1/2	64,5	25,5	60
SA302059/1017	1/8	3/8	21,5	14,5	19
SA302059/1021	1/8	1/2	28	19	22
SA302059/1321	1/4	1/2	28	19	22
SA302059/1326	1/4	3/4	29,5	19	30
SA302059/1333	1/4	1"	34,5	24	36
SA302059/1726	3/8	3/4	29,5	19	30
SA302059/1733	3/8	1"	34,5	24	36
SA302059/2113	1/2	1/4	42	14,5	30
SA302059/2133	1/2	1"	34,5	24	36
SA302059/2613	3/4	1/4	44,5	14,5	36
SA302059/2642	3/4	1" 1/4	39,5	24,5	46
SA302059/2648	3/4	1" 1/2	41,5	25,5	50
SA302059/2660	3/4	2"	42	26	65
SA302059/3348	1"	1" 1/2	41,5	25,5	50
SA302059/3360	1"	2"	42	26	65
SA302059/4248	1" 1/4	1" 1/2	54,5	25,5	50
SA302059/4260	1" 1/4	2"	42	26	65
SA302059/4833	1" 1/2	1"	65	24	60
SA302059/4860	1" 1/2	2"	42	26	65
SA302059/6048	2"	1" 1/2	65,5	25,5	75

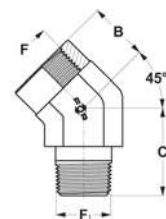


RIFERIMENTO REFERENCE	F	F ₁	B	C
	NPTF	NPTF		
A305017/1010	1/8	1/8	12	18,5
A305017/1313	1/4	1/4	15,5	26,5
A305017/1717	3/8	3/8	18,5	27
A305017/2121	1/2	1/2	23	34
A305017/2626	3/4	3/4	25	35
A305017/3333	1"	1"	29	44
A305017/4242	1" 1/4	1" 1/4	41	46

305017

Giunzione 45° femmina
NPTF - maschio NPTF
per sedi SAE 476
45° Elbow female
NPTF - male NPTF
taper SAE 476 ports

SEDI PAG.35 / PORTS PAG.35

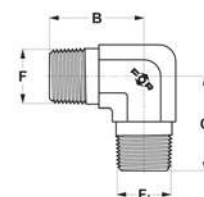


RIFERIMENTO REFERENCE	F	F ₁	B	C
	NPTF	NPTF		
A307020/10	1/8	1/8	19	19
A307020/13	1/4	1/4	27	27
A307020/17	3/8	3/8	30	30
A307020/21	1/2	1/2	36,5	36,5
A307020/26	3/4	3/4	40	40
A307020/33	1"	1"	46	46
A307020/42	1" 1/4	1" 1/4	52	52
A307020/48	1" 1/2	1" 1/2	57	57

307020

Giunzione 90° maschi
NPTF per sedi SAE 476
90° Elbow male
NPTF taper SAE 476 ports

SEDI PAG.35 / PORTS PAG.35

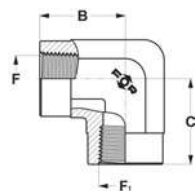


**RACCORDI PORTAGOMMA
ORIENTABILI E TAPPI**

**PUSH-ON HOSE ADJUSTABLE
CONNECTORS AND PLUGS**

307008

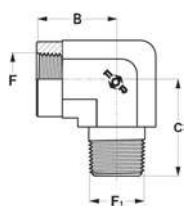
Giunzione 90°
femmine NPTF
90° Elbow with both
NPTF female



RIFERIMENTO REFERENCE	F	F ₁	B	C
	NPTF	NPTF		
A307008/10	1/8	1/8	17	17
A307008/13	1/4	1/4	22	22
A307008/17	3/8	3/8	26	26
A307008/21	1/2	1/2	31	31
A307008/26	3/4	3/4	35	35
A307008/33	1"	1"	41	41
A307008/42	1" 1/4	1" 1/4	43	43
A307008/48	1" 1/2	1" 1/2	53	53

307019

Giunzione 90° femmina
NPTF - maschio NPTF
per sedi SAE 476
90° Elbow
NPTF female - male NPTF
taper SAE 476 ports
SEDI PAG.35 / PORTS PAG.35



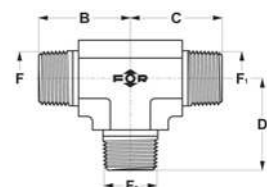
RIFERIMENTO REFERENCE	F	F ₁	B	C
	NPTF	NPTF		
A307019/1010	1/8	1/8	17	20
A307019/1313	1/4	1/4	22,5	27,5
A307019/1717	3/8	3/8	26	31
A307019/2121	1/2	1/2	31	37,5
A307019/2626	3/4	3/4	34,5	40,5
A307019/3333	1"	1"	41	50
A307019/4242	1" 1/4	1" 1/4	43	60
A307019/4848	1" 1/2	1" 1/2	53	67
SA307019/1713	3/8	1/4	26	31
SA307019/1721	3/8	1/2	26	37
SA307019/2126	1/2	3/4	31	40
SA307019/2621	3/4	1/2	34,5	40,5



311024

Giunzione a "T" maschi
NPTF per sedi SAE 476
*Union tee male NPTF
taper SAE 476 ports.*

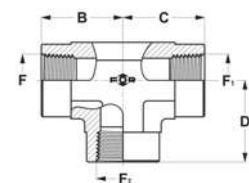
SEDI PAG.35 / PORTS PAG.35



RIFERIMENTO REFERENCE	F	F ₁	F ₂	B	C	D
A311024/10	1/8 <small>NPTF</small>	1/8 <small>NPTF</small>	1/8 <small>NPTF</small>	19	19	19
A311024/13	1/4	1/4	1/4	27	27	27
A311024/17	3/8	3/8	3/8	30	30	30
A311024/21	1/2	1/2	1/2	37	37	37
A311024/26	3/4	3/4	3/4	40	40	40
A311024/33	1"	1"	1"	46	46	46

311002

Giunzione a "T"
femmine NPTF
*Union tee
female NPTF taper*



RIFERIMENTO REFERENCE	F	F ₁	F ₂	B	C	D
A311002/10	1/8 <small>NPTF</small>	1/8 <small>NPTF</small>	1/8 <small>NPTF</small>	17	17	17
A311002/13	1/4	1/4	1/4	22	22	22
A311002/17	3/8	3/8	3/8	26	26	26
A311002/21	1/2	1/2	1/2	31	31	31
A311002/26	3/4	3/4	3/4	35	35	35
A311002/33	1"	1"	1"	41	41	41
A311002/42	1" 1/4	1" 1/4	1" 1/4	43	43	43
A311002/48	1" 1/2	1" 1/2	1" 1/2	53	53	53

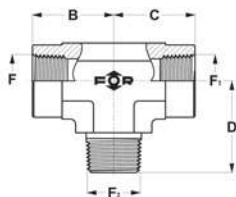
**RACCORDI PORTAGOMMA
ORIENTABILI E TAPPI**

**PUSH-ON HOSE ADJUSTABLE
CONNECTORS AND PLUGS**

311013

Giunzione a "T" femmine
NPTF - maschio NPTF
per sedi SAE 476
*Branch tee female
NPTF - male NPTF
taper SAE 476 ports*

SEDI PAG.35 / PORTS PAG.35

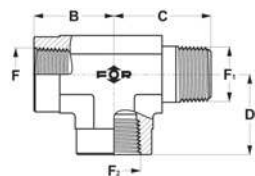


RIFERIMENTO REFERENCE	F	F ₁	F ₂	B	C	D
	NPTF	NPTF	NPTF			
A311013/1010	1/8	1/8	1/8	17	17	20
A311013/1313	1/4	1/4	1/4	22	22	28
A311013/1717	3/8	3/8	3/8	26	26	31
A311013/2121	1/2	1/2	1/2	31	31	37
A311013/2626	3/4	3/4	3/4	35	35	40
A311013/3333	1"	1"	1"	41	41	50
A311013/4242	1" 1/4	1" 1/4	1" 1/4	43	43	60

313005

Giunzione a "L" femmine
NPTF - maschio NPTF
per sedi SAE 476
*Run tee female
NPTF - male NPTF
taper SAE 476 ports*

SEDI PAG.35 / PORTS PAG.35



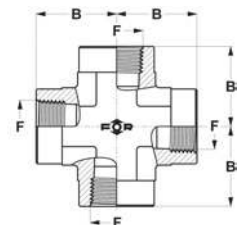
RIFERIMENTO REFERENCE	F	F ₁	F ₂	B	C	D
	NPTF	NPTF	NPTF			
A313005/1010	1/8	1/8	1/8	17	20	17
A313005/1313	1/4	1/4	1/4	22	28	22
A313005/1717	3/8	3/8	3/8	26	31	26
A313005/2121	1/2	1/2	1/2	31	37,5	31
A313005/2626	3/4	3/4	3/4	35	40	35
A313005/3333	1"	1"	1"	41	50	41
A313005/4242	1" 1/4	1" 1/4	1" 1/4	43	60,5	43
A313005/4848	1" 1/2	1" 1/2	1" 1/2	53	67	53



RIFERIMENTO REFERENCE	F	B
	NPTF	
A315007/10	1/8	17
A315007/13	1/4	22
A315007/17	3/8	26
A315007/21	1/2	31
A315007/26	3/4	35
A315007/33	1"	41
A315007/42	1" 1/4	43

315007

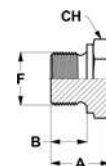
Giunzione a croce
femmine NPTF
Cross union
female NPTF taper



RIFERIMENTO REFERENCE	F	A	B	CH
A301010/10	G 1/8 A	14	8	14
A301010/13	G 1/4 A	20	12	19
A301010/17	G 3/8 A	20	12	22
A301010/21	G 1/2 A	23	14	27
A301010/23	G 5/8 A	23	14	27
A301010/26	G 3/4 A	26	16	32
A301010/33	G 1" A	28	18	41
A301010/42	G 1" 1/4 A	31	20	50
A301010/48	G 1" 1/2 A	35	22	55
SA301010/60	G 2" A	35	20	70

301010

Tappo GAS (BSPP)
con testa esagonale
BSPP ext. hex plug

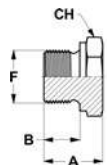


RACCORDI PORTAGOMMA ORIENTABILI E TAPPI

PUSH-ON HOSE ADJUSTABLE CONNECTORS AND PLUGS

301021

Tappo Metrico cil.
con testa esagonale
Metric ext. hex plug

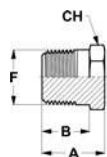


RIFERIMENTO REFERENCE	F	A	B	CH
A301021/10	M10x1	14	8	14
A301021/12	M12x1,5	19	12	17
A301021/14	M14x1,5	20	12	19
A301021/16	M16x1,5	20	12	22
A301021/18	M18x1,5	21	12	24
A301021/20	M20x1,5	23	14	27
A301021/22	M22x1,5	23	14	27
A301021/26	M26x1,5	26	16	32
A301021/30	M30x1,5	26	16	36
A301021/42	M42x2	28	16	50
SA301021/08	M8x1	13	8	12
SA301021/08X125	M8x1,25	11	7	13
SA301021/10X125	M10x1,25	14	8	14
SA301021/10X15	M10x1,5	14	8	14
SA301021/12X1	M12x1	17,5	10,5	17
SA301021/24	M24x1,5	24	14	30
SA301021/27	M27x1,5	26	16	32
SA301021/27X3	M27x3	28	18	32
SA301021/32	M32x1,5	26	16	38

301142

Tappo NPTF
con testa esagonale
per sedi SAE 476
*NPTF hex head
plug SAE 476 ports*

SEDI PAG.35 / PORTS PAG.35



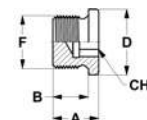
RIFERIMENTO REFERENCE	F	A	B	CH
SA301142/10	1/8 NPTF	14	9,5	11
A301142/13	1/4 NPTF	19	14	14
A301142/17	3/8 NPTF	19	13,5	19
A301142/21	1/2 NPTF	24	18,5	22
A301142/26	3/4 NPTF	27	19	27
A301142/33	1" NPTF	32	24	35
A301142/42	1" 1/4 NPTF	34	24,5	46
A301142/48	1" 1/2 NPTF	37	25,5	50



RIFERIMENTO REFERENCE	F	A	B	D	CH
A301043/10	G 1/8 A	11	8	14	5
A301043/13	G 1/4 A	15	12	18	6
A301043/17	G 3/8 A	15	12	22	8
A301043/21	G 1/2 A	18	14	26	10
A301043/23	G 5/8 A	18	14	28	12
A301043/26	G 3/4 A	20	16	32	12
A301043/33	G 1" A	21	16	39	17
A301043/42	G 1"1/4 A	21	16	49	22
SA301043/48	G 1"1/2 A	21	16	55	24

301043

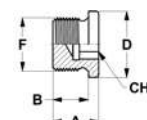
Tappo GAS (BSPP)
con cava esagonale
BSPP int. hex plug



RIFERIMENTO REFERENCE	F	A	B	D	CH
A301054/10	M10x1	11	8	14	5
A301054/12	M12x1,5	15	12	17	6
A301054/14	M14x1,5	15	12	19	6
A301054/16	M16x1,5	15	12	21	8
A301054/18	M18x1,5	16	12	23	8
A301054/20	M20x1,5	18	14	25	10
A301054/22	M22x1,5	18	14	27	10
A301054/26	M26x1,5	20	16	31	12
A301054/27	M27x2	21	16	32	12
A301054/30	M30x1,5	20	15,5	36	17
SA301054/12X1	M12x1	15	12	17	6
SA301054/12X175	M12x1,75	15	12	17	6
SA301054/24	M24x1,5	18	14	29	12
SA301054/25	M25x1,5	20	16	31	12
SA301054/28	M28x1,5	20	16	36	12
SA301054/56	M56x2	25	20	64	32

301054

Tappo Metrico cil.
con cava esagonale
Metric int. hex plug

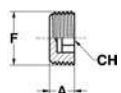


RACCORDI PORTAGOMMA ORIENTABILI E TAPPI

PUSH-ON HOSE ADJUSTABLE CONNECTORS AND PLUGS

301065

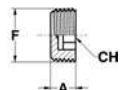
Tappo GAS conico (BSPT)
con cava esagonale
per sedi ISO 7
BSPT taper int.
hex plug ISO 7 ports
SEDI PAG.35 / PORTS PAG.35



RIFERIMENTO REFERENCE	F	A	CH
A301065/10	R 1/8 TAP.	8	5
A301065/13	R 1/4 TAP.	10	7
A301065/17	R 3/8 TAP.	10	8
A301065/21	R 1/2 TAP.	10	10
A301065/26	R 3/4 TAP.	12	12
A301065/33	R 1" TAP.	12	17

301076

Tappo Metrico conico
con cava esagonale
Metric taper int. hex plug



RIFERIMENTO REFERENCE	F	A	CH
A301076/10	M10x1 TAP.	8	5
A301076/12	M12x1,5 TAP.	10	6
A301076/14	M14x1,5 TAP.	10	7
A301076/16	M16x1,5 TAP.	10	8
A301076/18	M18x1,5 TAP.	10	8
A301076/20	M20x1,5 TAP.	10	10
A301076/22	M22x1,5 TAP.	10	10
A301076/26	M26x1,5 TAP.	12	12
SA301076/24	M24x1,5 TAP.	12	12

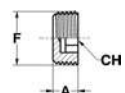


301296

Tappo NPTF
con cava esagonale
per sedi SAE 476
NPTF hollow hex plug
SAE 476 ports

SEDI PAG.35 / PORTS PAG.35

RIFERIMENTO REFERENCE	F	A	CH
B301296/10	1/8 NPTF	7	4,76
B301296/13	1/4 NPTF	11	6,35
B301296/21	1/2 NPTF	14	9,52
B301296/26	3/4 NPTF	16	14,3
B301296/33	1" NPTF	19	15,88



301009

Tappo SAE UNF-UN
con testa esagonale
per sedi ISO 11926
SAE UNF-UN ext. hex plug
with O.R. ISO 11926 ports

SEDI PAG.30 / PORTS PAG.30

RIFERIMENTO REFERENCE	F	A	B	CH
A301009/11	7/16-20 UNF	17	9	14
A301009/12	1/2-20 UNF	17	9	16
A301009/14	9/16-18 UNF	18,5	10	18
A301009/19	3/4-16 UNF	20,5	11	22
A301009/22	7/8-14 UNF	23,5	13	27
A301009/27	1" 1/16-12 UN	28	15	32
A301009/30	1" 3/16-12 UN	28	15	36
A301009/33	1" 5/16-12 UN	28,5	15	38
A301009/41	1" 5/8-12 UN	30,5	15	50
A301009/48	1" 7/8-12 UN	32,5	15	55
SA301009/08	5/16-24 UNF	15	7,5	11
SA301009/09	3/8-24 UNF	15	7,5	13



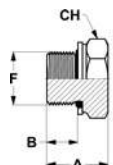
**RACCORDI PORTAGOMMA
ORIENTABILI E TAPPI**

**PUSH-ON HOSE ADJUSTABLE
CONNECTORS AND PLUGS**

301263

Tappo GAS cil. (BSPP)
testa esagonale
con O.R. e rondella
per sedi ISO 1179
*BSPP ext. hex plug
with O.R. and retaining ring
ISO 1179 ports*

SEDI PAG.32 / PORTS PAG.32

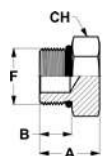


RIFERIMENTO REFERENCE	F	A	B	CH
A301263/10	G 1/8 A	14,5	7	14
A301263/13	G 1/4 A	20	10	19
A301263/17	G 3/8 A	20	10	24
A301263/21	G 1/2 A	24	12	27
A301263/26	G 3/4 A	28	14	36
A301263/33	G 1" A	31	15,5	41
A301263/42	G 1"1/4 A	34	17,5	50
A301263/48	G 1"1/2 A	37	19,5	55

301306

Tappo GAS cil. (JIS)
testa esagonale
con O.R. per sedi JIS 2351
*BSPP ext. hex plug
with O.R. JIS 2351 ports*

SEDI PAG.31 / PORTS PAG.31



RIFERIMENTO REFERENCE	F	A	B	CH
A301306/10	G 1/8 A	14,5	9	14
A301306/13	G 1/4 A	20	12	19
A301306/17	G 3/8 A	20	12	22
A301306/21	G 1/2 A	24	16	27
A301306/26	G 3/4 A	28	17	36
A301306/33	G 1" A	31	20	41
A301306/42	G 1"1/4 A	34	20	50
A301306/48	G 1"1/2 A	37	20	55

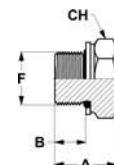


RIFERIMENTO REFERENCE	F	A	B	CH
A301274/10	M10x1	15,5	8,5	14
A301274/12	M12x1,5	18	9,5	17
A301274/14	M14x1,5	19,5	9,5	19
A301274/16	M16x1,5	21,5	11	22
A301274/18	M18x1,5	24	12,5	24
A301274/20	M20x1,5	24,5	12,5	27
A301274/22	M22x1,5	25,5	13,5	27
A301274/27	M27x2	30	16,5	32
A301274/33	M33x2	31	16,5	41
A301274/42	M42x2	33	17	50
A301274/48	M48x2	37	19,5	55
SA301274/10X125	M10x1,25	15,5	8,5	14
SA301274/12X1	M12x1	18	9,5	17
SA301274/27X15	M27x1,5	30	16,5	32

301274

Tappo Metrico cil.
testa esagonale
con O.R. e rondella
per sedi ISO 9974
*Metric ext. hex plug
with O.R. and retaining ring
ISO 9974 ports*

SEDI PAG.32 / PORTS PAG.32

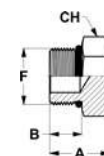


RIFERIMENTO REFERENCE	F	A	B	CH
A301207/10	M10x1	15,5	9,5	14
A301207/12	M12x1,5	18	11	17
A301207/14	M14x1,5	19,5	11	19
A301207/16	M16x1,5	21,5	12,5	22
A301207/18	M18x1,5	24	14	24
A301207/20	M20x1,5	24,5	14	27
A301207/22	M22x1,5	25,5	15	27
A301207/27	M27x2	30	18,5	32
A301207/33	M33x2	31	18,5	41
A301207/42	M42x2	33	19	50
A301207/48	M48x2	37	21,5	55

301207

Tappo Metrico cil.
testa esagonale
con O.R. per sedi ISO 6149
*Metric ext. hex plug
with O.R. ISO 6149 ports*

SEDI PAG.30 / PORTS PAG.30



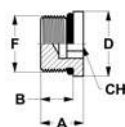
**RACCORDI PORTAGOMMA
ORIENTABILI E TAPPI**

**PUSH-ON HOSE ADJUSTABLE
CONNECTORS AND PLUGS**

301032

Tappo SAE UNF-UN
con cava esagonale
per sedi ISO 11926
SAE UNF-UN int. hex plug
ISO 11926 ports

SEDI PAG.30 / PORTS PAG.30

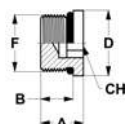


RIFERIMENTO REFERENCE	F	A	B	D	CH
A301032/11	7/16-20 UNF	12	9	14,3	5
A301032/12	1/2-20 UNF	12	9	16	5
A301032/14	9/16-18 UNF	13	10	17,5	6
A301032/19	3/4-16 UNF	15	11	22,2	8
A301032/22	7/8-14 UNF	16,5	13	25,5	10
A301032/27	1" 1/16-12 UN	19,5	15	32	14
A301032/30	1" 3/16-12 UN	19,5	15	35	14
A301032/33	1" 5/16-12 UN	19,5	15	38	16
A301032/41	1" 5/8-12 UN	19,5	15	48	19
A301032/48	1" 7/8-12 UN	19,5	15	54	19

301218

Tappo Metrico cil.
cava esagonale con O.R.
per sedi ISO 6149
Metric int. hex plug
with O.R. ISO 6149 ports

SEDI PAG.30 / PORTS PAG.30



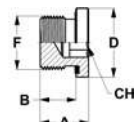
RIFERIMENTO REFERENCE	F	A	B	D	CH
A301218/10	M10x1	12	9	14	5
A301218/12	M12x1,5	14	11	17	6
A301218/14	M14x1,5	14	11	19	6
A301218/16	M16x1,5	15,5	12,5	22	8
A301218/18	M18x1,5	18	14	24	8
A301218/20	M20x1,5	18	14	27	10
A301218/22	M22x1,5	19	15	27	10
A301218/27	M27x2	22,5	18,5	32	12
A301218/33	M33x2	23,5	18,5	41	17
A301218/42	M42x2	24	19	50	22
A301218/48	M48x2	27	21,5	55	24



301229

Tappo GAS cil. (BSPP)
cava esagonale
con tenuta ad elastomero
per sedi ISO 1179
*BSPP int. hex plug
with elastomer seal
ISO 1179 ports*

SEDI PAG.34 / PORTS PAG.34

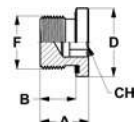


RIFERIMENTO REFERENCE	F	A	B	D	CH
A301229/10	G 1/8 A	12	8	14	5
A301229/13	G 1/4 A	17	12	18,9	6
A301229/17	G 3/8 A	17	12	22	8
A301229/21	G 1/2 A	19	14	26,9	10
A301229/26	G 3/4 A	21	16	32	12
A301229/33	G 1" A	22,5	16	39,9	17
A301229/42	G 1"1/4 A	25	16	49,9	22
A301229/48	G 1"1/2 A	22,5	16	54,9	24

301230

Tappo Metrico cil.
cava esagonale
con tenuta ad elastomero
per sedi ISO 9974
*Metric int. hex plug
with elastomer seal
ISO 9974 ports*

SEDI PAG.34 / PORTS PAG.34



RIFERIMENTO REFERENCE	F	A	B	D	CH
A301230/10	M10x1	11,5	8	13,9	5
A301230/12	M12x1,5	16	12	16,9	6
A301230/14	M14x1,5	17	12	18,9	6
A301230/16	M16x1,5	17	12	21,9	8
A301230/18	M18x1,5	16	12	23,9	8
A301230/20	M20x1,5	19	14	25,9	10
A301230/22	M22x1,5	18,5	14	26,9	10
A301230/26	M26x1,5	21	16	31,9	12
A301230/27	M27x2	21	16	31,9	12
A301230/33	M33x2	22,5	16	39,9	17
A301230/42	M42x2	22,5	16	49,9	22
A301230/48	M48x2	22,5	16	54,9	24

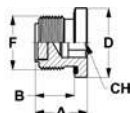
**RACCORDI PORTAGOMMA
ORIENTABILI E TAPPI**

**PUSH-ON HOSE ADJUSTABLE
CONNECTORS AND PLUGS**

301317

Tappo GAS cil.
cava esagonale
con tenuta ad elastomero
per sedi ISO 1179 e magneti
*Magnet plug BSP
hollow hex with elastomer
seal ISO 1179 ports*

SEDI PAG.34 / PORTS PAG.34

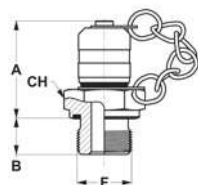


RIFERIMENTO REFERENCE	F	A	B	D	CH
A301317/13	G 1/4 A	18	12	18,9	6
A301317/17	G 3/8 A	18	12	22	8
A301317/21	G 1/2 A	20	14	26,9	10
A301317/26	G 3/4 A	23	16	32	12
A301317/33	G 1" A	24	16	39,9	17
A301317/42	G 1"1/4 A	24	16	49,9	22
A301317/48	G 1"1/2 A	24	16	54,9	24

302257

Miniprese di pressione
M16x2 con attacco Gas cil. (BSPP)
con tenuta ad elastomero
per sedi ISO 1179
*Pressure test
M16x2 - male BSP
with elastomer seal
ISO 1179 ports*

SEDI PAG.34 / PORTS PAG.34



RIFERIMENTO REFERENCE	F	A	B	CH	PRESSIONE DI ESERCIZIO WORKING PRESSURE
A302257/1610	G 1/8 A	37	8	17	630 BAR
A302257/1613	G 1/4 A	37	12	19	630 BAR
A302257/1617	G 3/8 A	37	14	22	630 BAR
A302257/1621	G 1/2 A	37	15	27	630 BAR

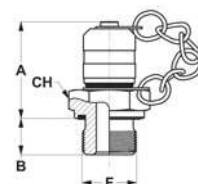


302268

RIFERIMENTO REFERENCE	F	A	B	CH	PRESSIONE DI ESERCIZIO WORKING PRESSURE
A302268/1610	M10x1	37	8	17	630 BAR
A302268/1612	M12x1,5	37	10	17	630 BAR
A302268/1614	M14x1,5	37	12	19	630 BAR
A302268/1616	M16x1,5	37	12	22	630 BAR

Miniprese di pressione
M16x2 con attacco Metrico cil.
con tenuta ad elastomero
per sedi ISO 9974
Pressure test
M16x2 - male Metric
with elastomer seal
ISO 9974 ports

SEDI PAG.34 / PORTS PAG.34

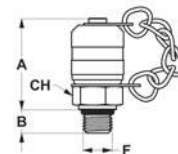


302279

RIFERIMENTO REFERENCE	F	A	B	CH	PRESSIONE DI ESERCIZIO WORKING PRESSURE
A302279/1608	M8x1	37	8,5	17	250 BAR
A302279/1610	M10x1	37	8,5	17	630 BAR
A302279/1614	M14x1,5	37	10	19	630 BAR

Miniprese di pressione
M16x2 con attacco Metrico cil.
Con O.R. per sedi ISO 6149
Pressure test
M16x2 - male Metric
with O.R. ISO 6149 ports

SEDI PAG.30 / PORTS PAG.30



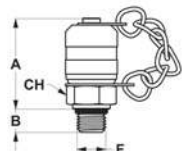
**RACCORDI PORTAGOMMA
ORIENTABILI E TAPPI**

**PUSH-ON HOSE ADJUSTABLE
CONNECTORS AND PLUGS**

302280

Miniprese di pressione
M16x2 con attacco SAE UNF-UN
per sedi ISO 11926
Pressure test
M16x2 - male SAE UNF-UN
ISO 11926 ports

SEDI PAG.30 / PORTS PAG.30

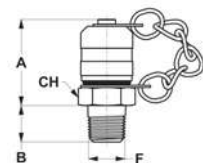


RIFERIMENTO REFERENCE	F	A	B	CH	PRESSIONE DI ESERCIZIO WORKING PRESSURE
A302280/1611	7/16-20 UNF	37	9	17	630 BAR
A302280/1612	1/2-20 UNF	37	10	17	630 BAR
A302280/1614	9/16-18 UNF	37	10	19	630 BAR
A302280/1619	3/4-16 UNF	37	14	22	630 BAR

302291

Miniprese di pressione
M16x2 con attacco Gas conico
(BSPT)
per sedi ISO 7
Pressure test
M16x2 - male BSPT
taper ISO 7 ports

SEDI PAG.35 / PORTS PAG.35



RIFERIMENTO REFERENCE	F	A	B	CH	PRESSIONE DI ESERCIZIO WORKING PRESSURE
A302291/1610	R 1/8 TAP.	37	10	17	400 BAR
A302291/1613	R 1/4 TAP.	37	12	19	630 BAR
A302291/1617	R 3/8 TAP.	37	14	22	630 BAR

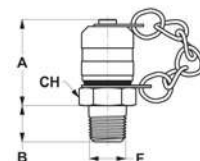


302301

RIFERIMENTO REFERENCE	F	A	B	CH	PRESSIONE DI ESERCIZIO WORKING PRESSURE
A302301/1610	1/8 NPTF	37	10	17	400 BAR
A302301/1613	1/4 NPTF	37	14	19	630 BAR
A302301/1617	3/8 NPTF	37	16	22	630 BAR

Miniprese di pressione
M16x2 con attacco NPTF
per sedi SAE 476
Pressure test
M16x2 - male NPTF
taper SAE 476 ports

SEDI PAG.35 / PORTS PAG.35

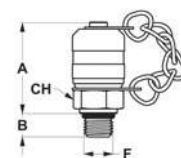


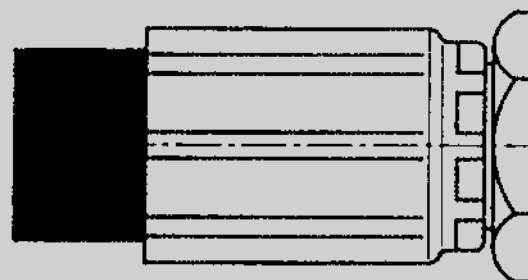
RIFERIMENTO REFERENCE	F	A	B	CH	PRESSIONE DI ESERCIZIO WORKING PRESSURE
A302345/1610	G 1/8 A	37	8	17	630 BAR
A302345/1613	G 1/4 A	39	12	19	630 BAR
A302345/1617	G 3/8 A	40	12	22	630 BAR
A302345/1621	G 1/2 A	46	14	27	630 BAR

302345

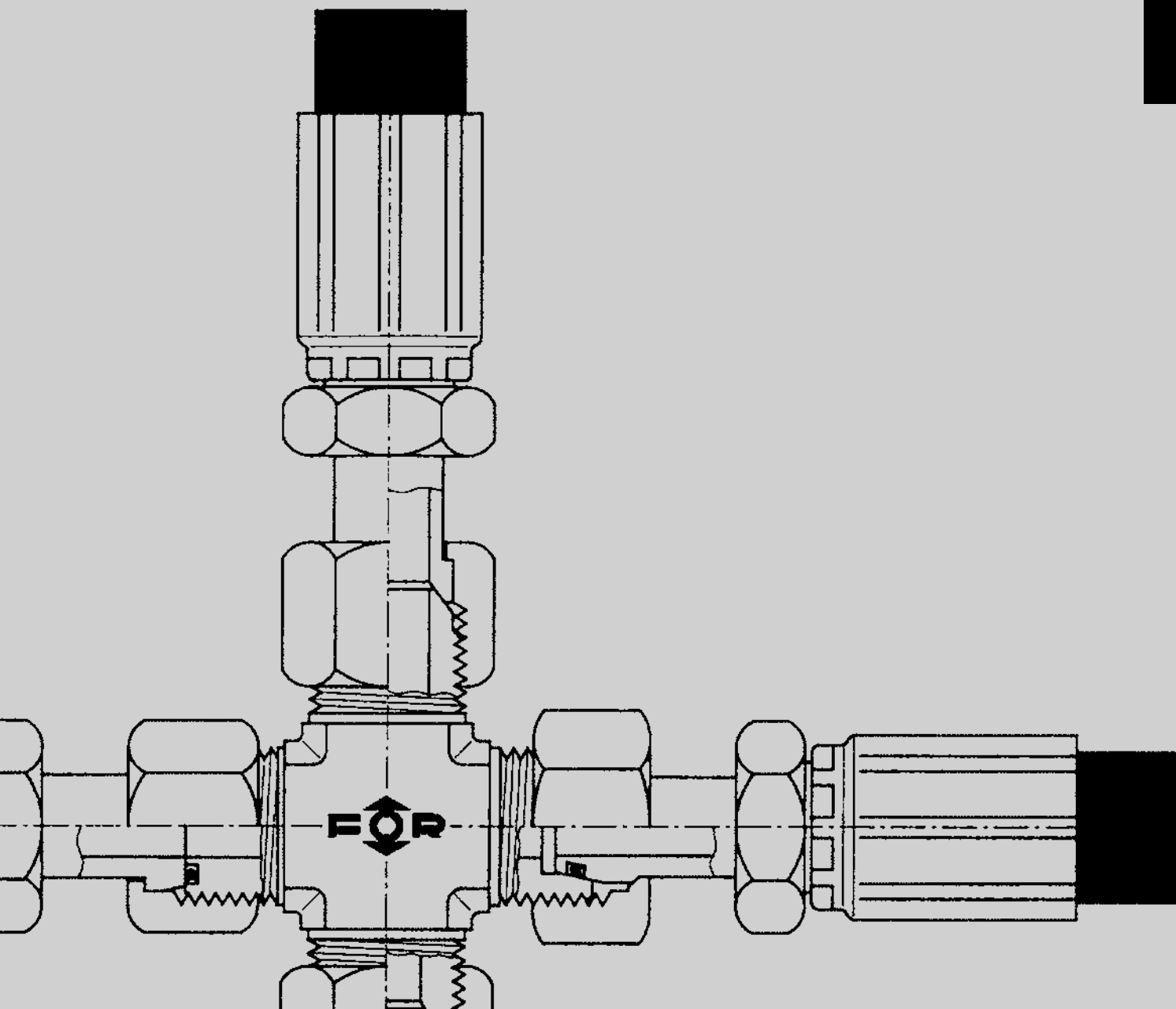
Miniprese di pressione
M16x2 con attacco GAS cil. (JIS)
con O.R. per sedi JIS 2351
Pressure test
M16x2 - male JIS
with O.R. JIS 2351 ports

SEDI PAG.31 / PORTS PAG.31





INDICE NUMERICO
NUMERIC INDEX



INDICE NUMERICO

NUMERICAL INDEX

PAGINA PAGE	CODICE CODE								
59	101000	98	107028	356	202123	387	211009	480	302280
59	101011	99	107039	358	202134	388	211010	480	302291
83	101022	102	107040	360	202167	389	211021	481	302301
83	101033	104	107051	360	202178	390	211032	455	302334
60	102001	105	107062	353	202190	391	211076	481	302345
61	102012	106	107084	359	202200	387	211108	457	302356
62	102023	106	107095	361	202211	390	211120	457	302367
64	102034	107	107116	362	202222	391	211121	460	302378
65	102067	107	107127	363	202233	392	212003	461	302389
67	102078	103	107161	364	202244	393	213006	465	305017
73	102100	101	107183	361	202255	394	213017	450	305040
74	102111	100	107194	357	202288	396	213028	466	307008
76	102133	108	108007	359	202299	397	213062	466	307019
77	102144	108	109008	363	202309	392	213084	465	307020
68	102166	109	110000	364	202310	395	213105	454	307031
69	102177	110	110011	357	202321	398	214007	450	307042
70	102188	112	110022	362	202332	398	215000	451	307053
71	102209	114	110033	367	203003	473	301009	453	307064
72	102210	113	110077	367	205005	469	301010	453	307075
75	102232	111	110088	368	205016	470	301021	452	307129
76	102243	115	111001	369	205027	476	301032	452	307152
78	102265	116	111012	370	205038	471	301043	459	307163
79	102276	117	111023	368	205083	471	301054	460	307174
80	102287	118	111034	371	205094	472	301065	458	307185
82	102298	120	111045	372	205104	472	301076	461	307196
66	102319	121	111056	374	205115	454	301108	462	307206
71	102331	122	111067	375	205126	455	301119	467	311002
82	102342	122	111089	371	205148	456	301120	468	311013
81	102353	123	111090	370	205171	470	301142	467	311024
63	102375	121	111122	373	205182	475	301207	458	311057
70	102386	119	111166	375	207007	476	301218	468	313005
77	102407	123	112002	376	207029	477	301229	469	315007
84	103002	124	113003	377	207030	477	301230	431	401007
84	103013	125	113014	379	207041	474	301263	432	401018
85	104014	126	113025	380	207117	475	301274	430	401029
86	104025	128	113036	376	207128	473	301296	431	401502
87	104058	130	113047	380	207139	474	301306	432	401513
88	104092	131	113058	382	207140	478	301317	430	401524
87	104124	131	113070	383	207151	463	302048	134	402008
88	105004	132	113081	383	207162	464	302059	399	402019
89	105015	129	113113	381	207173	462	302060	415	402031
90	105026	127	113135	378	207205	447	302093	417	402042
92	105037	133	114004	382	207216	447	302103	419	402043
94	105048	133	115005	381	207238	449	302114	140	402130
95	105059	366	201045	384	208008	449	302125	140	402131
93	105082	366	201067	384	210001	448	302213	405	402141
91	105093	353	201122	385	210012	448	302224	405	402142
96	106005	354	202002	386	210023	478	302257	433	402163
96	107006	355	202035	386	210034	479	302268	433	402164
97	107017	365	202057	385	210056	479	302279	204	402174

INDICE NUMERICO NUMERICAL INDEX

332	402196	435	407157	209	413536	189	507076	264	702115
332	402206	142	407167	337	413558	189	507087	263	702126
338	402217	142	407168	155	501002	187	507098	247	702137
338	402228	407	407178	156	501013	188	507108	252	702148
210	402239	407	407179	174	501024	184	507131	262	702159
420	402240	436	407190	174	501035	187	507142	265	702160
421	402251	437	407191	155	501112	188	507153	236	702171
422	402262	205	407200	156	501518	190	508004	241	702182
423	402273	207	407211	157	502003	192	510006	269	702193
424	402284	333	407222	158	502014	190	510017	245	702236
416	402295	333	407233	159	502025	191	510028	261	702247
418	402305	335	407244	162	502036	192	510039	253	702258
428	402316	335	407255	163	502058	191	510051	254	702269
134	402503	339	407266	171	502069	193	511004	256	702346
399	402514	339	407277	173	502070	193	511015	258	702357
415	402536	340	407288	170	502092	194	511026	239	702368
417	402547	340	407299	170	502102	194	511037	240	702379
419	402548	211	407309	164	502113	195	511048	270	702380
204	402679	212	407310	171	502124	196	511060	271	702391
332	402701	429	407321	165	502135	195	511093	272	702401
210	402734	137	407507	161	502146	196	512005	273	702412
420	402745	402	407518	164	502157	197	513001	274	702423
421	402756	135	407530	168	502168	198	513012	275	702434
422	402767	400	407541	169	502179	199	513023	276	702445
423	402778	425	407563	166	502180	201	513034	238	702456
424	402789	426	407574	168	502191	202	513056	235	702500
416	402790	427	407575	167	502201	200	513089	242	702511
418	402800	205	407705	169	502212	202	514003	244	702533
428	402811	207	407716	160	502223	203	515002	251	702544
136	405001	333	407738	167	502234	203	515013	249	702555
401	405012	335	407750	172	502311	232	701003	231	702577
206	405034	211	407804	172	503000	266	701025	259	702588
334	405045	212	407815	175	503011	267	701036	260	702609
334	405056	429	407826	175	503022	233	701070	264	702610
136	405506	138	411006	176	503033	232	701092	263	702621
401	405517	403	411017	176	504012	233	701102	247	702632
206	405539	208	411039	177	504023	268	701113	252	702643
334	405551	336	411040	178	505007	232	701508	262	702654
137	407002	336	411051	178	505018	233	701519	265	702665
402	407013	138	411501	179	505029	266	701520	237	702676
135	407035	403	411512	180	505041	267	701531	241	702687
400	407046	208	411534	177	505052	268	701618	269	702698
425	407068	336	411556	179	505085	234	702005	246	702731
426	407079	139	413008	180	506008	242	702016	261	702742
427	407082	404	413019	181	507009	243	702038	253	702753
141	407123	209	413031	181	507010	250	702049	255	702764
141	407124	337	413042	182	507021	248	702050	257	702841
406	407134	337	413053	183	507032	231	702072	258	702852
406	407135	139	413503	185	507043	259	702083	240	702863
434	407156	404	413514	186	507065	260	702104	270	702885

INDICE NUMERICO

NUMERICAL INDEX

PAGINA PAGE	CODICE CODE				
271	702896	329	707642	320	713520
272	702906	298	707686	323	713531
273	702917	299	707718	322	713542
274	702928	305	708006	318	713553
275	702939	305	708501	321	713575
276	702940	300	710002	324	713586
238	702951	301	710024	325	713597
277	703007	304	710035	326	714001
278	703029	303	710046	326	714506
277	703502	302	710057	327	715003
278	703524	300	710507	327	715508
281	705000	301	710529		
282	705022	304	710530		
285	705033	303	710541		
284	705044	302	710552		
279	705066	306	711005		
283	705077	310	711016		
280	705109	311	711038		
281	705505	314	711049		
282	705527	313	711050		
285	705538	309	711061		
284	705549	312	711072		
279	705561	315	711083		
283	705572	330	711137		
280	705605	331	711159		
286	706002	308	711160		
286	706507	316	711171		
287	707004	307	711500		
289	707015	310	711511		
290	707037	311	711533		
295	707048	314	711544		
294	707059	313	711555		
288	707060	309	711566		
292	707071	312	711577		
296	707082	315	711588		
297	707093	330	711632		
328	707125	331	711654		
329	707147	308	711665		
298	707181	316	711676		
299	707213	317	712008		
287	707509	317	712503		
289	707510	319	713003		
291	707532	320	713025		
295	707543	323	713036		
294	707554	322	713047		
288	707565	318	713058		
293	707576	321	713070		
296	707587	324	713081		
297	707598	325	713092		
328	707620	319	713508		

